

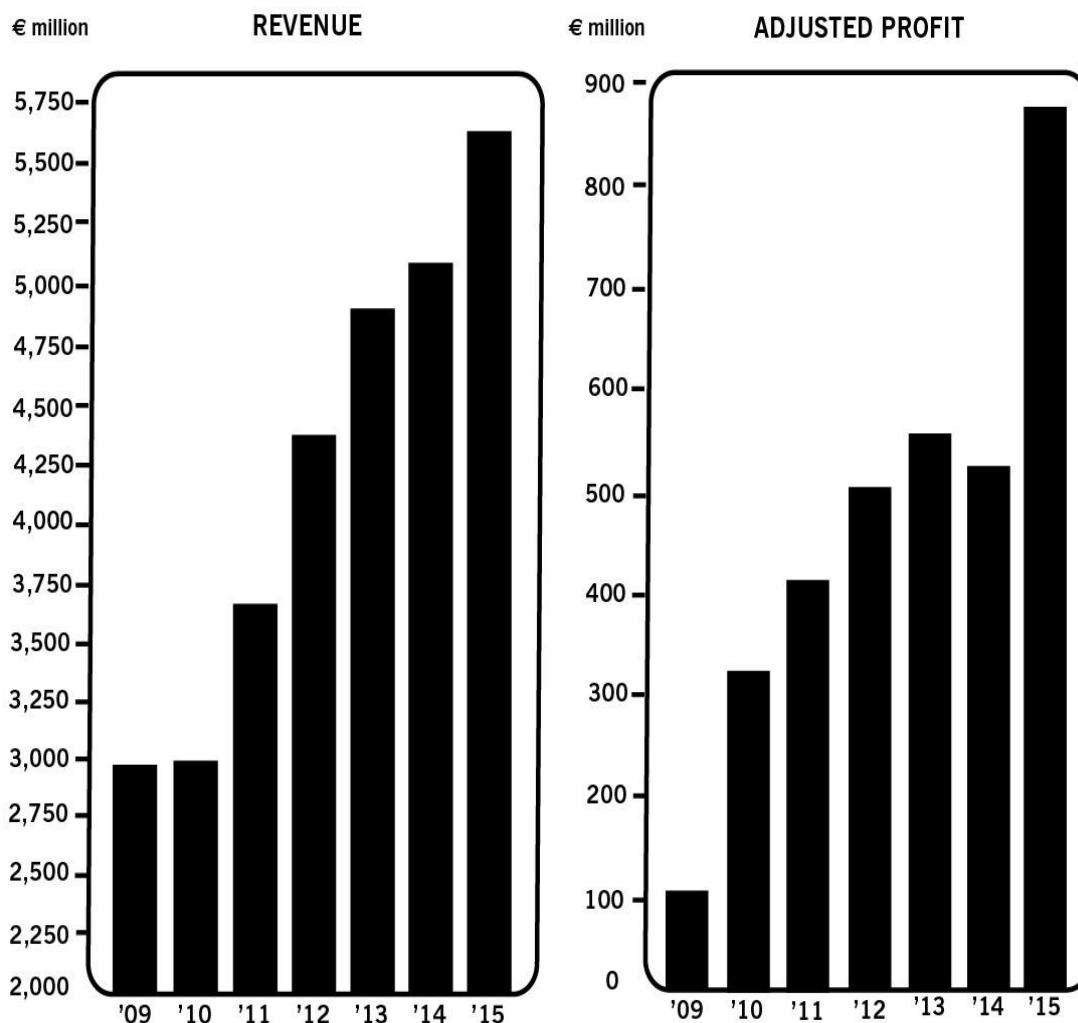
## CONTENTS

<b>2</b>	<b>Financial Highlights</b>
<b>4</b>	<b>Chairman's Report</b>
<b>6</b>	<b>Chief Executive's Report</b>
<b>9</b>	<b>Summary Operating and Financial Overview</b>
<b>11</b>	<b>Directors' Report</b>
<b>15</b>	<b>Corporate Governance Report</b>
<b>30</b>	<b>Environmental and Social Report</b>
<b>33</b>	<b>Report of the Remuneration Committee on Directors' Remuneration</b>
<b>34</b>	<b>Statement of Directors' Responsibilities</b>
<b>36</b>	<b>Independent Auditor's Report</b>
<b>41</b>	<b>Presentation of Financial and Certain Other Information</b>
<b>43</b>	<b>Detailed Index*</b>
<b>46</b>	<b>Key Information</b>
<b>51</b>	<b>Principle Risks and Uncertainties</b>
<b>68</b>	<b>Information on the Company</b>
<b>94</b>	<b>Operating and Financial Review</b>
<b>99</b>	<b>Critical Accounting Policies</b>
<b>114</b>	<b>Directors, Senior Management and Employees</b>
<b>122</b>	<b>Major Shareholders and Related Party Transactions</b>
<b>123</b>	<b>Financial Information</b>
<b>135</b>	<b>Additional Information</b>
<b>146</b>	<b>Quantitative and Qualitative Disclosures About Market Risk</b>
<b>151</b>	<b>Controls and Procedures</b>
<b>156</b>	<b>Consolidated Financial Statements</b>
<b>214</b>	<b>Company Financial Statements</b>
<b>220</b>	<b>Directors and Other Information</b>
<b>221</b>	<b>Appendix</b>

\*See Index on page 43 and 44 for detailed table of contents.

Information on the Company is available online via the Internet at our website, [www.ryanair.com](http://www.ryanair.com). Information on our website does not constitute part of this Annual Report. This Annual Report and our 20-F are available on our website.

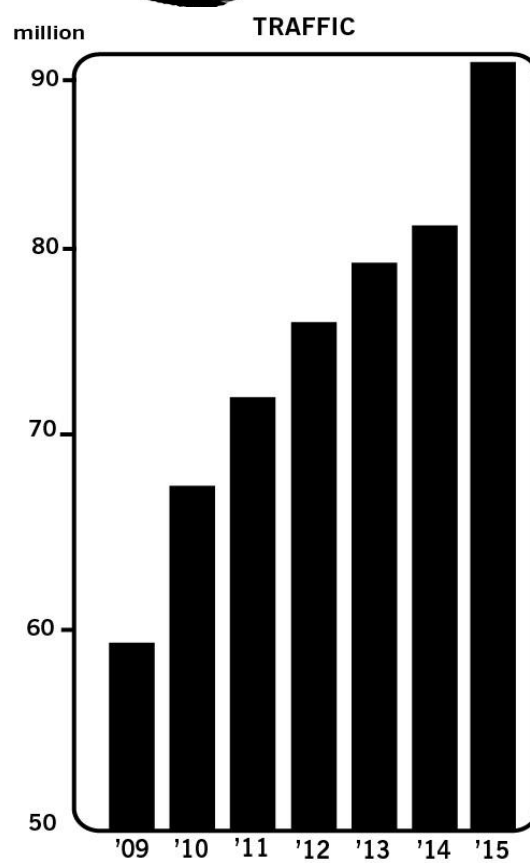
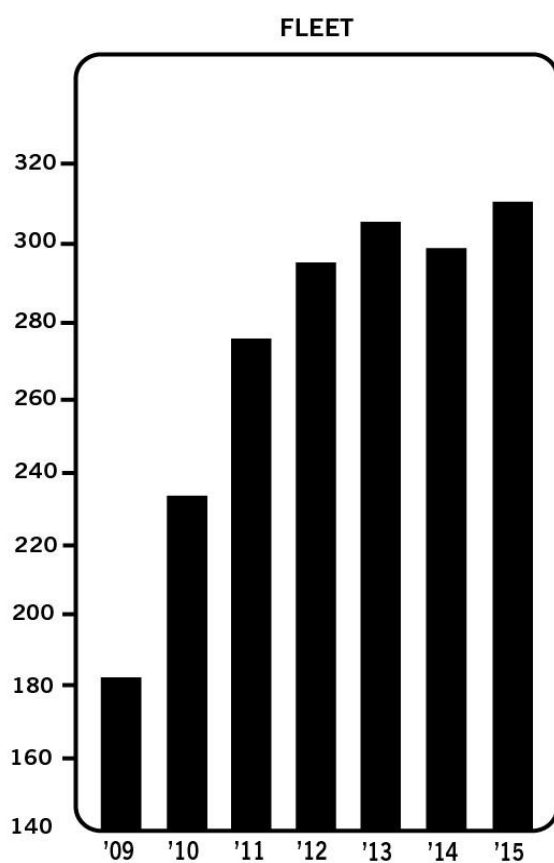

Financial Highlights	2015 €M	2014 €M	Change
Operating revenue	<b>5,654.0</b>	5,036.7	+12%
Net profit after tax	<b>866.7</b>	522.8	+66%
Basic EPS (in euro cent)	<b>62.59</b>	36.96	+69%



Adjusted profit above for year ended March 31, 2012 excludes a one off release of ticket sales revenue of €57.8 million and for year ended March 31, 2011 excludes estimated costs of €26.1 million relating to volcanic ash disruptions in the year. Adjusted profit for the year ended March 31, 2010 excludes an impairment charge of €13.5m on our investment in Aer Lingus and for year ended March 31, 2009 excludes €51.6 million relating to accelerated depreciation on aircraft disposals and a further €222.5 million write down of our investment in Aer Lingus.

## Key Statistics

	2015	2014	Change
Scheduled passengers	<b>90.6m</b>	81.7m	+11%
Year-end Fleet	<b>308</b>	297	+4%
Average staff	<b>9,586</b>	9,501	+1%
Passengers per staff member (avg.)	<b>9,451</b>	8,599	+10%



## Chairman's Report

Dear Shareholder,

I am pleased to report a 66% increase in profit after tax to €867m last year. This strong performance was driven by an 11% increase in customers, a 5% point increase in our load factor to 88% and strong cost discipline in the business.

Highlights of the year include:

- Traffic grew 11% to 90.6m as load factor increased from 83% to 88%
- Year 1 of Ryanair's "Always Getting Better" (AGB) customer experience program delivered
- We opened 8 new bases and 143 new routes
- 200 Boeing 737-Max-200's ordered for delivery from 2019 to 2023
- 2 eurobonds issued with a cumulative value of €1.7bn
- €520m special dividend in February 2015 and €400m on share buyback program completed by August 2015.

Ryanair's lower fares and industry leading punctuality, coupled with significant customer experience enhancements under our "AGB" program, helped drive strong growth. As a result, we welcomed 90.6m customers as load factors increased from 83% to 88%. At the same time, we maintained our relentless focus on costs and I am pleased to report that, despite the fact we grew significantly at more expensive primary airports this year, our unit costs fell by 5%. For the first time in many years, we saw a reduction in our fuel bill as the cost of fuel per passenger dropped by 10%. As we move into 2016, our fuel is 90% hedged at prices that will deliver further unit cost savings on fuel.

In September 2014, as well as taking the first delivery under our 2013 Boeing 737-800 contract, we became the launch customer for the Boeing 737-MAX-200 with an order for up to 200 (100 firm and 100 options). These aircraft, which will deliver between 2019 and 2023, have eight more seats than our existing fleet (197 versus 189). They are equipped with CFM LEAP-1B engines and the latest technology winglets and will be approximately 18% more fuel efficient (per seat) than our existing fleet. The MAX-200 aircraft is clearly a "gamechanger" when it comes to the management of costs and revenue opportunities and will facilitate our growth to 160m customers by the end of 2024.

Following on from the success of our debut bond issue in June 2014, when we issued an €850 million seven year, unsecured, eurobond at a coupon of 1.875%, we launched our second issue in March 2015. This unsecured eurobond, also for €850 million, has a tenor of 8 years and a coupon of just 1.125%. The low-cost finance raised under our EMTN eurobond programme will help fund our growth as we purchase over 380 aircraft during the period to 2024.

In 2013 we announced a plan to distribute up to €1 billion to our shareholders over a two year period. In fiscal 2014 we returned €482m via share buybacks and in February 2015 we paid a €520m special dividend. We also announced, in February 2015, a €400m share buyback which will be completed in August 2015. Following this buyback, we will have returned almost €3bn to our shareholders since 2008 by way of six share buybacks and 3 special dividends.

The past year has seen a significant rebound in our profitability and considerable improvements in our product and services. I would like to extend my thanks to the extraordinary 9,500 aviation professionals at Ryanair who continue to work hard on behalf of our shareholders to deliver a strong financial performance while at the same time delivering the lowest fares, the best on time performance, a leading customer service and above all a 30 year safety programme for our 100m plus customers.

Yours sincerely,

David Bonderman  
Chairman

## Chief Executive's Report

Dear Shareholders,

We are pleased to present Ryanair's 2015 Annual Report. In 2015 we delivered a record 66% increase in profits, from €523m in FY2014 to €867m this year. We are pleased that most of this growth came from lower operating costs (including fuel) while our average fares remained relatively flat. We intend to keep our fares low while competitors are raising prices, as this will underpin strong traffic growth over the coming years. Last year Ryanair opened 143 new routes, and 8 new bases.

### 30 Years of Low Fares in Europe

Since we are Europe's favourite airline, and the world's largest international carrier, this is a year of celebration and growth. We mark our 30th birthday this summer (our inaugural flight took off from Waterford to London Gatwick on 8 July 1985) and over the year we hope to carry over 100m customers who will save over €11billion by choosing Ryanair over the higher fares of other European airlines. Last year Ryanair's unique low fare/low cost business model was significantly improved by our "Always Getting Better" (AGB) program which saw our traffic grow 11% to 90.6m customers, our load factor jump 5% points to 88%, and our customer satisfaction and brand reputation improve significantly.

### New Aircraft Orders and Eurobond Financing

In March 2013 we announced an order for 180 new B737-800 NG aircraft with our partner Boeing. The first of these units delivered in Sept 2014 and will continue until the end of 2018. With end of line pricing and advantageous US\$ hedges (in 2013) these aircraft will lower our operating costs for the next 5 years and will allow Ryanair to grow strongly.

Our partners Boeing have redesigned and improved the B-737, and we are delighted to be selected as the launch customer of Boeing's new 737 MAX 200 aircraft which we call "The Gamechanger". We placed orders for 100 firm and 100 option units. These aircraft which deliver from Sept 2019, will offer 197 seats (8 more than our NG's) which will help us lower fares by 4% for all customers. They also have new CFM LEAP 1B engines, which will reduce fuel consumption by approx. 18% per seat. This combination of weaker US\$ rates, more seats and efficient engines will significantly reduce our operating costs from 2019 onwards. If we take delivery of all 200 "Gamechanger" aircraft, and assume a reasonable rate of retirements, our fleet growth will allow Ryanair to carry more than 160m customer's p.a. by FY 2024.

We know our customers will enjoy flying on these aircraft which will feature new Boeing Sky Interiors with roomier, more modern cabins, LED lighting, and slimline seats which offer more comfort and leg room, while adding 8 more seats, and lowering air fares to save our customers even more money.

Last year Ryanair issued our first two Eurobonds. The first unsecured Eurobond (June 2014) raised €850m at a coupon of 1.875% p.a. Then in March 2015 we raised another €850m at a coupon of just 1.125% p.a. These unsecured Eurobonds will materially lower our aircraft financing costs.

### "Always Getting Better" (AGB)

In September 2013, Ryanair announced our AGB customer experience program. This strategy committed the entire business from our board, management team and 9,500 aviation professionals to listen to our customers, fix the things they don't like, improve the inflight experience, transform our digital platform, and introduce new services, but without compromising our low fares and on time flights which our customers love.

We continue to listen and respond to customer feedback using our "Tell MOL" website. We changed policies which were previously tablets of stone for over two decades. Customers wanted allocated seating and a free second carry-on bag, so we introduced them. We cut some airport and bag fees, improved our website, launched a new mobile app, introduced "quiet flights", designed new Business Plus, and Family Extra products, returned to GDS distribution and relationships with Corporate Travel Agents. We also opened a Groups travel department which is on track to deliver sales of over €25m in its first year.

Year 1 of our AGB program has been so successful that we extended it to a 3 year program of continuous listening and improving our customer experience. In year 2, we launched a US website, a new customer charter, and we further cut airport bags and sports equipment fees. Later this year we will deliver an improved mobile app, desktop and tablet site which will give customers a personalised digital experience. Customers will also enjoy new aircraft interiors, new crew uniforms, healthy inflight menus and we will even drop our famous “on time” bugle and replace it with something new!

AGB remains our unrelenting commitment to lower costs and keeping Ryanair’s fares low while our competitors raise prices. Our budget next year assumes fares will fall by 2% to 4% as we pass on lower oil prices, and financing to deliver more value for customers, especially as our service improves at every touch point from booking, to check in, to boarding, and inflight.

### **New Routes and Bases**

One of the significant developments over the past 18 months under AGB has been our many new bases at primary airports including Athens, Bratislava, Brussels, Cologne, Gdansk, Glasgow, Lisbon, Rome, Thessaloniki and Warsaw. At some of these cities we also operate to the secondary airport, but our experience has shown that our low fares and business schedules at the primary airports, allows us to win significant new traffic from incumbent competitors.

There is a growing trend of primary airports in Europe suffering traffic declines as their incumbent carriers report losses and restructure. These airports are incentivising Ryanair to open new routes/bases and deliver them traffic growth. We see this continuing especially in Central Europe, Germany, Italy, Spain and the UK which is why we expect our combination of lower fares and “AGB” customer service will maintain strong traffic growth at both primary and secondary airports to justify our order for up to 380 new Boeing 737 aircraft.

### **Digital**

The development of our Ryanair Labs digital innovation team accelerated last year. In July 2014 we released our first native Mobile app which has been a great success with over 6m downloads to date. We transformed our website in Sept 2014 and since then have continuously improved it, by making it faster and easier for customers to find flights, check prices, book ancillary services and manage their bookings.

The pace and scale of Ryanair Labs development continues. In May 2015 we released a 5<sup>th</sup> upgrade of our mobile app which includes new ancillary products, flight info, check in, mobile boarding passes and optional services such as reserved seats, checked bags etc. In October we plan to release a new personalised website which will be tailored to meet individual customers needs and travel preferences. This will enable customers registered on “My Ryanair” to make bookings in just three clicks if they so wish.

Our new website, which will be designed to fit desktop, tablets, and mobile devices will also allow us to offer tailored services and benefits at all stages of each customers journey, and will also allow customers to directly feedback flight reviews, complaints and compliments. In time, we expect Ryanair.com will develop from being Europe’s largest travel website to being its leading digital platform for all products and services relating to travel and tourism.

### **Our People**

Over the past year Ryanair has created almost 1,000 new jobs as our headcount rose to 9,500 highly skilled aviation professionals. We’re delighted that over 750 of our outstanding team were promoted to more senior positions. We welcomed over 200 new people to the Ryanair Labs team where they are doing cutting edge digital development to make Ryanair.com Europe’s “go-to” travel platform.

Ryanair’s growth is generating thousands of new jobs in Europe’s tourism industry. Airport statistics suggest that approx. 1,000 new jobs are created for every 1m international passengers at Europe’s airports. As we grow from 100m to 160m customer’s p.a. over the next 8 years, Ryanair will be directly responsible for creating over 66,000 new jobs in Europe tourism.

At a time when many European economies are struggling with high youth unemployment, we urge European governments and institutions to support low fare airline growth, so that together we can get Europe’s young people, especially Greece, Italy and Spain well-paid jobs in our tourism industry.

## **Our Shareholders**

This past year was a rewarding one for our shareholders, who continue to enjoy industry leading returns. In Feb we paid our 3<sup>rd</sup> special dividend of €520m (€0.375 per share) and shortly after we commenced our 6<sup>th</sup> share buyback of €400m which we expect to conclude in August. This latest buyback when completed, means we have returned over €2.9bn to shareholders over the past 8 years, an impressive 5 times the €560m we originally raised when we floated in 1997 and in 2 subsequent secondary issues.

I hope that our long standing and loyal shareholder base will continue to enjoy superior returns on their investment over the coming year, as we continue to grow our low fare model safely and in the best interests of our customers, our people and our shareholders.

Yours sincerely,

Michael O'Leary  
*Chief Executive*



## Summary Operating and Financial Overview

### Consolidated Income Statement Data

	<b>IFRS Year Ended Mar 31, 2015 €M</b>	<b>IFRS Year Ended Mar 31, 2014 €M</b>
<b>Operating revenues</b>		
Scheduled revenues .....	4,260.3	3,789.5
Ancillary revenues .....	1,393.7	1,247.2
<b>Total operating revenues- continuing operations</b>	<u>5,654.0</u>	<u>5,036.7</u>
<b>Operating expenses</b>		
Fuel and oil .....	1,992.1	2,013.1
Airport and handling charges.....	712.8	617.2
Route charges .....	547.4	522.0
Staff costs .....	502.9	463.6
Depreciation .....	377.7	351.8
Marketing, distribution & other .....	233.9	192.8
Maintenance, materials and repairs .....	134.9	116.1
Aircraft rentals .....	109.4	101.5
<b>Total operating expenses</b>	<u>4,611.1</u>	<u>4,378.1</u>
<b>Operating profit – continuing operations</b>	<u>1,042.9</u>	<u>658.6</u>
<b>Other income / (expense)</b>		
Finance expense.....	(74.2)	(83.2)
Finance income.....	17.9	16.5
Foreign exchange (loss)/gain.....	(4.2)	(0.5)
<b>Total other expense</b>	<u>(60.5)</u>	<u>(67.2)</u>
<b>Profit before tax</b>	982.4	591.4
Tax expense on profit on ordinary activities.....	(115.7)	(68.6)
<b>Profit for the period - all attributable to equity holders of parent</b>	<u>866.7</u>	<u>522.8</u>
<b>Earnings per ordinary share (in € cent)</b>		
Basic .....	62.59	36.96
Diluted .....	62.46	36.86
<b>Weighted avg. no. of ordinary shares (in M's)</b>		
Basic .....	1,384.7	1,414.6
Diluted .....	1,387.6	1,418.2

## Summary year ended March 31, 2015

**Profit after tax** increased by 66% to €866.7 million compared to €522.8 million in the year ended March 31, 2014, primarily due to a 1% increase in average fares, an 11% increase in traffic, a stronger load factor (up 5 points to 88%) and 11% fuel savings per passenger. **Total operating revenues** increased by 12% to €5,654.0 million, primarily due to a 12% increase in scheduled revenues to €4,260.3 million, driven by the 1% increase in average fare, aided by the timing of Easter in the first quarter and its absence in the prior year comparative, along with a 5 percentage point increase in load factor.

**Total revenue per passenger** rose by 1%, primarily due to the strong growth in scheduled revenues.

**Total operating expenses** increased by 5% to €4,611.1 million, due to the increased costs associated with the growth of the airline offset by a 1% reduction in fuel costs. **Unit costs excluding fuel** remained flat, however, including fuel unit costs fell by 5%.

**Operating margin** as a result of the above, increased by 6 points to 18% whilst **operating profit** increased by 58% to €1,042.9 million.

**Basic earnings per share** for the year were 62.59 euro cent compared to basic earnings per share of 36.96 euro cent at March 31, 2014.

## **Directors' Report**

### **Introduction**

The directors present their Annual Report and audited consolidated and company financial statements of Ryanair Holdings plc ("the Company") a public limited company incorporated in the Republic of Ireland, and its subsidiary undertakings (with the company and the subsidiaries being together "the Group") for the year ended 31 March 2015.

### **Review of business activities and future developments in the business**

The Company operates an ultra low fares airline business and plans to continue to develop this activity by expanding its successful low fares formula on new and existing routes. Information on the Company is set out on pages 68 to 93 of the Annual Report. A review of the Company's operations for the year is set out on pages 94 to 113 of the Annual Report.

### **Results for the year**

Details of the results for the year are set out in the consolidated income statement on page 157 of the Annual Report and in the related notes to the financial statements.

### **Principle risks and uncertainties**

Details of the principle risks and uncertainties facing the Company are set forth on pages 51 to 65 of the Annual Report.

### **Key performance indicators**

Details of the key performance indicators relevant to the business are set forth on pages 50; 68 to 93; and 94 to 113 of the Annual Report.

### **Financial risk management**

Details of the Company's financial risk management objectives and policies and exposures to market risk are set forth in Note 11 on pages 183 to 194 of the consolidated financial statements.

### **Share capital**

The number of ordinary shares in issue at March 31, 2015 was 1,377,661,859 (2014: 1,383,237,668; 2013: 1,447,051,752). Details of the classes of shares in issue and the related rights and obligations are more fully set out in Note 15 on pages 197 of the consolidated financial statements.

### **Accounting records**

The directors believe that they have complied with the requirements of Section 281 of the Companies Act, 2014 with regard to adequate accounting records by employing financial personnel with appropriate expertise and by providing adequate resources to the financial function. The accounting records of the Company are maintained at its registered office, Ryanair, Dublin Office, Airside Business Park, Swords, Co. Dublin, Ireland.

### **Company information**

The Company was incorporated on August 23, 1996 with a registered number of 249885. It is domiciled in the Republic of Ireland and has its registered offices at Ryanair, Dublin Office, Airside Business Park, Swords, Co. Dublin, Ireland. It is a public limited company and operates under the laws of Ireland.

### **Staff**

At March 31, 2015, the Company had a team of 9,393 people. This compares to 8,992 people at March 31, 2014 and 9,137 people at March 31, 2013.

## **Substantial interests in share capital**

Details of substantial interests in the share capital of the Company which represent more than 3% of the issued share capital are set forth on page 122 of the Annual Report. At March 31, 2015 the free float in shares was 96%.

## **Directors and company secretary**

The names of the directors are listed on pages 114 and 115 of the Annual Report. The name of the company secretary is listed on page 119 of the Annual Report. Details of the appointment and re-election of directors are set forth on page 17 of the Annual Report.

## **Interests of directors and company secretary**

The directors and company secretary who held office at March 31, 2015 had no interests other than those outlined in Note 19 on page 202 of the consolidated financial statements in the shares of the Company or other group companies.

## **Directors' and senior executives' remuneration**

The Company's policy on senior executive remuneration is to reward its executives competitively, having regard to the comparative marketplace in Ireland and the United Kingdom, in order to ensure that they are properly motivated to perform in the best interests of the shareholders. Details of total remuneration paid to senior key management (defined as the executive team reporting to the Board of Directors) and the directors is set out in Note 27 on page 213 of the consolidated financial statements.

## **Executive director's service contract**

In October 2014, Michael O'Leary (Chief Executive Officer) signed a new 5 year contract which commits him to the Company until September 2019. This new contract replaces a rolling 12 month arrangement under which Mr. O'Leary has worked as Chief Executive of the airline since Ryanair Holdings Plc first floated in 1997. Mr. O'Leary is subject to a covenant not to compete with the Company within the EU for a period of two years after the termination of his employment with the Company. Mr. O'Leary's employment agreement does not contain provisions providing for compensation on its termination.

## **Dividend policy**

Details of the Company's dividend policy are disclosed on page 130 of the Annual Report.

## **Share buy-back**

In the year ended March 31, 2015 the Company bought back 10.9 million ordinary shares at a total cost of €112.0 million under its €400.0 million ordinary share buy-back program which commenced in February 2015. This was equivalent to approximately 0.8% of the Company's issued share capital. 10.6 million of these ordinary shares repurchased were cancelled at March 31, 2015. The remaining 0.3 million shares were cancelled on April 1, 2015. Accordingly, share capital decreased by 10.6 million ordinary shares with a nominal value of €0.1 million and other undenominated capital increased by a corresponding €0.1 million.

In the year ended March 31, 2014 the Company bought back 69.5 million ordinary shares (including just over 6.0 million American Depositary Receipts (ADR's), which each represented five ordinary shares) at a total cost of €481.7 million. This is equivalent to approximately 4.8% of the Company's issued share capital at March 31, 2013. All ordinary shares repurchased were cancelled. Accordingly, share capital decreased by 69.5 million ordinary shares with a nominal value of €0.4 million and other undenominated capital increased by a corresponding €0.4 million. Other undenominated capital is required to be created under Irish law to preserve permanent capital in the Parent Company.

### **Accountability and audit**

The directors have set out their responsibility for the preparation of the financial statements on page 34 to 35. They have also considered the going concern position of the Company and their conclusion is set out on page 28. The Board has established an Audit Committee whose principal tasks are to consider financial reporting and internal control issues. The Audit Committee, which consists exclusively of independent non-executive directors, meets at least quarterly to review the financial statements of the Company, to consider internal control procedures and to liaise with internal and external auditors. In the year ended March 31, 2015 the Audit Committee met on seven occasions. On a quarterly basis the Audit Committee receives an extensive report from the internal auditor detailing the reviews performed in the year, and a risk assessment of the Company. This report is used by the Audit Committee and the Board of Directors, as a basis for determining the effectiveness of internal control. The Audit Committee regularly considers the performance of internal audit and how best financial reporting and internal control principles should be applied.

In addition, the Audit Committee has responsibility for appointing, setting compensation and overseeing the work of the independent auditor. The Audit Committee pre-approves all audit and permissible non-audit services provided by the independent auditor.

### **Social, environmental and ethical report**

See pages 121 to 122 of the Annual Report for details of employee and labour relations.

See pages 90 to 92 of the Annual Report for details on environmental matters.

See page 153 of the Annual Report for details of Ryanair's Code of Ethics.

### **Air safety**

Commitment to air safety is a priority of the Company. See page 80 of the Annual Report for details.

### **Critical accounting policies**

Details of the Company's critical accounting policies are set forth on pages 99 to 100 of the Annual Report.

### **Subsidiary companies**

Details of the principal subsidiary undertakings are disclosed in Note 27 on page 213 of the consolidated financial statements.

### **Political contributions**

During the financial years ended March 31, 2015, 2014 and 2013 the Company made no political contributions which require disclosure under the Electoral Act, 1997.

### **Corporate Governance Statement**

The Corporate Governance Statement on pages 15 to 29 forms part of the Directors' Report.

### **Post balance sheet events**

Details of significant post balance sheet events are set forth in Note 26 on page 212 of the consolidated financial statements.

As at July 23, 2015 the Company has bought back 32.2m shares at a total cost of €358.5m under its €400.0 million share buy-back programme. These shares represent approximately 2.4% of the Company's issued share capital. All ordinary shares repurchased were cancelled. The €400.0 million share buy-back programme will be completed by August 2015.

On June 19, 2015 the International Airlines Group issued a formal offer for Aer Lingus Group plc. The offer, which was recommended by the Board of Aer Lingus Group plc, consists of cash consideration of €2.50 per ordinary share plus a €0.05 ordinary dividend (already paid in May 2015). The offer is subject to the acceptance of the offer by key shareholders, namely the Irish government and Ryanair, and regulatory approval from the European competition authorities.

On July 10, 2015 Ryanair confirmed that the Board of Ryanair Holdings voted unanimously to accept the IAG offer for Ryanair's 29.8% shareholding in Aer Lingus Group plc, subject to that offer receiving merger clearance from the European Commission (which was subsequently granted on July 15, 2015).

#### **Auditor**

In accordance with Section 383(2) of the Companies Act 2014, the auditor KPMG, Chartered Accountants, will continue in office.

#### **Annual General Meeting**

The Annual General Meeting will be held on September 24, 2015 at 9a.m. in the Radisson Blu Hotel, Dublin Airport, Co. Dublin, Ireland.

On behalf of the Board

**David Bonderman**  
Chairman  
July 24, 2015

**Michael O' Leary**  
Chief Executive

## **Corporate Governance Report**

Ryanair has its primary listing on the Irish Stock Exchange, a standard listing on the London Stock Exchange and its American Depositary Shares are listed on the NASDAQ. The directors are committed to maintaining the highest standards of corporate governance and this statement describes how Ryanair has applied the main and supporting principles of the 2012 UK Corporate Governance Code (the 2012 Code). This Report also covers the disclosure requirements set out in the corporate governance annex to the listing rules of the Irish Stock Exchange, which supplements the 2012 Code with additional corporate governance provisions and is also applicable to Ryanair.

A copy of the 2012 Code can be obtained from the Financial Reporting Council's website, [www.frc.org.uk](http://www.frc.org.uk). The Irish Corporate Governance Annex is available on the Irish Stock Exchange's website, [www.ise.ie](http://www.ise.ie).

### **The Board of Directors (the Board)**

#### **Roles**

The Board of Ryanair is responsible for the leadership, strategic direction and oversight of management of the Group. The Board's primary focus is on strategy formulation, policy and control. It has a formal schedule of matters specifically reserved to it for its attention, including matters such as approval of the annual budget, large capital expenditure, and key strategic decisions.

Other matters reserved to the Board include treasury policy, internal control, audit and risk management, remuneration of the non-executive Directors and Executive management and Corporate Governance.

The Board has delegated responsibility for the management of the Group to the Chief Executive and executive management.

There is a clear division of responsibilities between the Chairman and the Chief Executive, which is set out in writing and has been approved by the Board.

#### **Chairman**

David Bonderman has served as the chairman of the Board since December 1996. The Chairman's primary responsibility is to lead the Board, to ensure that it has a common purpose, is effective as a group and at individual director level and that it upholds and promotes high standards of integrity and corporate governance. He ensures that Board agendas cover the key strategic issues confronting the Group; that the Board reviews and approves management's plans for the Group; and that directors receive accurate, timely, clear and relevant information.

The Chairman is the link between the Board and the Company. He is specifically responsible for establishing and maintaining an effective working relationship with the Chief Executive, for ensuring effective and appropriate communications with shareholders and for ensuring that members of the Board develop and maintain an understanding of the views of shareholders.

While David Bonderman holds a number of other directorships (See details on page 114), the Board considers that these do not interfere with the discharge of his duties to Ryanair.

#### **Senior Independent Director**

The Board has appointed James Osborne as the Senior Independent Director. James Osborne is available to shareholders who have concerns that cannot be addressed through the Chairman, Chief Executive or Chief Financial Officer and leads the annual Board review of the performance of the Chairman.

#### **Company Secretary**

The appointment and removal of the Company Secretary is a matter for the Board. All directors have access to the advice and services of the Company Secretary, who is responsible to the Board for ensuring that Board procedures are complied with.

## Membership

The Board consists of one executive and ten non-executive directors. It is the practice of Ryanair that a majority of the Board comprises non-executive directors, considered by the Board to be independent, and that the Chairman is non-executive. The Board considers the current size, composition and diversity of the Board to be within a range which is appropriate. The composition of the Board and the principal Board Committees are set out in the table below. Brief biographies of the directors are set out on pages 114 and 115. The Board, with the assistance of the Nomination Committee, keeps Board composition under review to ensure that it includes the necessary mix of relevant skills and experience required to perform its role.

Each director has extensive business experience, which they bring to bear in governing the Company. The Board considers that, between them, the directors bring the range of skills, knowledge and experience, including international experience, necessary to lead the Company. The Company has a Chairman with an extensive background in this industry, and significant public company experience. Historically, the Company has always separated the roles of Chairman and Chief Executive for the running of the business and implementation of the Board's strategy and policy.

				Committees				
Name	Role	Independent	Years on board	Audit	Remuneration	Nomination	Executive	Safety
David Bonderman	Chairman	Yes	19	-	-	Chair	Chair	-
Michael Cawley (i)	Non Executive	Yes	1	-	-	-	-	-
Michael Horgan	Non Executive	Yes	14	-	-	-	-	Chair
Charles McCreavy	Non Executive	Yes	5	Member	-	-	-	-
Declan McKeon	Non Executive	Yes	5	Chair	-	-	-	-
Kyran McLaughlin	Non Executive	Yes	14	-	-	Member	Member	-
Dick Milliken	Non Executive	Yes	2	Member	-	-	-	-
Michael O'Leary	Chief Executive	No	19	-	-	Member	Member	-
Julie O'Neill	Non Executive	Yes	2	-	Member	-	-	-
James Osborne	Senior Independent	Yes	19	-	Chair	-	Member	-
Louise Phelan	Non Executive	Yes	2	-	Member	-	-	-

- (i) Michael Cawley was appointed to the Board effective from August 7, 2014.



## **Appointment**

Directors can only be appointed following selection by the Nomination Committee and approval by the Board and must be elected by the shareholders at the Annual General Meeting following their appointment. The focus of the Board, through the Nomination Committee, is to maintain a Board comprising the relevant expertise, quality and experience required by Ryanair to advance the Company and shareholder value. Ryanair recognise the benefits of gender diversity. Ryanair's Articles of Association require that all of the directors retire and offer themselves for re-election within a three-year period. All directors will be offering themselves for re-election at the AGM on September 24, 2015. Howard Millar, who was Ryanair's Deputy Chief Executive up to December 31, 2014, and Chief Financial Officer up to September 30, 2014, will also offer himself for appointment to the Board of Directors at the next Annual General Meeting.

In accordance with the recommendations of the 2012 Code, Declan McKeon is Chairman of the Audit Committee and James Osborne, the senior non-executive director, is Chairman of the Remuneration Committee.

Senior Management regularly briefs the Board, including new members, in relation to operating, financial and strategic issues concerning the Company. The Board also have direct access to senior management as required in relation to any issues they have concerning the operation of the Company. The terms and conditions of appointment of non-executive directors are set out in their letters of appointment, which are available for inspection at the Company's registered office during normal office hours and at the Annual General Meeting of the Company.

## **Independence**

The Board has carried out its annual evaluation of the independence of each of its non-executive directors, taking account of the relevant provisions of the 2012 Code, namely, whether the directors are independent in character and judgement and free from relationships or circumstances which are likely to affect, or could appear to affect, the directors' judgment. The Board regards all of the directors as independent and that no one individual or one grouping exerts an undue influence on others.

The Board has considered Kyran McLaughlin's independence given his role as Deputy Chairman and Head of Capital Markets at Davy Stockbrokers. Davy Stockbrokers are one of Ryanair's corporate brokers and provide corporate advisory services to Ryanair from time to time. The Board has considered the fees paid to Davy Stockbrokers for these services and believe that they are immaterial to both Ryanair and Davy Stockbrokers given the size of each organisation's business operations and financial results. Having considered this relationship, the Board has concluded that Kyran McLaughlin continues to be an independent non-executive director within the spirit and meaning of the 2012 Code Rules.

The Board has considered Michael Cawley's independence given that he served as Deputy Chief Executive Officer and Chief Operating Officer of Ryanair from 2003 to March 2014 and before that as Ryanair's Chief Financial Officer and Commercial Director from 1997. The Board has considered Michael's employment and has concluded that Michael Cawley is an independent non-executive director within the spirit and meaning of the 2012 Code Rules. The Board has also considered the independence of Louise Phelan given her role as Vice President Global Operations at Paypal. Paypal is one of Ryanair's payment service providers. The Board has considered the services provided by Paypal and have concluded that Louise Phelan is an independent non-executive director within the spirit and meaning of the Code Rules.

The Board has also considered the independence of David Bonderman given his shareholding in Ryanair Holdings plc. As at March 31, 2015, David Bonderman had a beneficial shareholding in the Company of 7,680,671 ordinary shares, equivalent to 0.56% of the issued share capital. Having considered this shareholding in light of the number of issued shares in Ryanair Holdings plc and the financial interest of the director, the Board has concluded that the interest is not so material as to breach the spirit of the independence rule contained in the 2012 Code.

The Board has further considered the independence of Messrs. David Bonderman, James Osborne, Kyran McLaughlin and Michael Horgan as they have each served more than nine years on the Board. The Board considers that each of these directors is independent in character and judgment as each has other significant commercial and professional commitments and each brings his own level of senior experience gained in their fields of international business and professional practice. When arriving at this decision, the Board has taken into account the comments made by the FRC in their report dated December, 2009 on their review of the impact and effectiveness of the Code, in particular their comment that independence is not the primary consideration when assessing the composition of the Board, and that the over-riding consideration should be that the Board is fit for purpose. The Nominations Committee have confirmed to the Board that they consider the directors offering themselves for re-election at the 2015 AGM to be independent and that they continue to effectively contribute to the work of the Board. The Nominations Committee recommends that the Company accept the re-election of the directors.

## **Board Procedures**

All directors have access to the advice and services of the Company Secretary and the Board has established a procedure whereby directors wishing to obtain advice in the furtherance of their duties may take independent professional advice at the Company's expense.

Directors meet with key executives with a particular focus on ensuring non-executive directors are fully informed on issues of relevance to Ryanair and its operations. Extensive papers on key business issues are provided to all directors in connection with the Board meetings. All directors are encouraged to update and refresh their skills and knowledge, for example, through attending courses on technical areas or external briefings for non-executive directors.

The Company has Directors & Officers liability insurance in place in respect of any legal actions taken against the directors in the course of the exercise of their duties. New non-executive directors are encouraged to meet the executive director and senior management for briefing on the Company's developments and plans.

## **Meetings**

The Board meets at least on a quarterly basis and in the year to March 31, 2015 the Board convened meetings on fifteen occasions. Individual attendance at these meetings is set out in the table on page 24. Detailed Board papers are circulated in advance so that Board members have adequate time and information to be able to participate fully at the meeting.

The holding of detailed regular Board meetings and the fact that many matters require Board approval, show that the running of the Company is firmly in the hands of the Board. The non-executive directors meet periodically without executives being present. Led by the senior independent director, the non-executive directors will meet without the Chairman present at least annually to appraise the Chairman's performance and on such other occasions as are deemed appropriate.

## **Remuneration**

Details of remuneration paid to the directors are set out in Note 19 to the consolidated Financial Statements on pages 202 to 204. Also, please see the Report of the Remuneration Committee on Directors' Remuneration on page 33.

## **Non-executive directors**

Non-executive directors are remunerated by way of directors' fees. A number of non-executive directors have share options. While the 2012 Code notes that the remuneration of the non-executive director should not include share options, the Board believes that the quantum of options granted to non-executive directors is not so significant as to raise any issue concerning their independence. Michael Horgan is remunerated on a consultancy basis on safety issues and also by way of share options.

Full details are disclosed in Note 19(b) and 19(d) on pages 203 to 204 of the consolidated financial statements.

## **Executive director remuneration**

The Chief Executive of the Company is the only executive director on the Board. In addition to his base salary he is eligible for a performance bonus of up to 100% of salary and other bonuses dependent upon the achievement of certain financial targets and a pension. It is considered that the significant shareholding of the Chief Executive acts to align his interests with those of shareholders and gives him a keen incentive to perform to the highest levels.

Full details of the executive director's remuneration are set out in Note 19(a) on page 202 of the consolidated financial statements.

## **Share Ownership and Dealing**

Details of the directors' interests in Ryanair shares are set out in Note 19(d) on page 203 to 204 of the consolidated financial statements.

The Board has adopted The Model Code, as set out in the Listing Rules of the Irish Stock Exchange and the UK Listing Authority, as the code of dealings applicable to dealings in Ryanair shares by directors and relevant Company employees. The code of dealing also includes provisions which are intended to ensure compliance with US securities laws and regulations of the NASDAQ National market. Under the policy, directors are required to obtain clearance from the Chairman or Chief Executive before dealing in Ryanair shares, whilst relevant Company employees must obtain clearance from designated senior management and are prohibited from dealing in the shares during prohibited periods as defined by the Listing Rules and at any time at which the individual is in possession of inside information (as defined in the Market Abuse (Directive 2003/6/EC) Regulations 2005).

## **Board Succession and Structure**

The Board plans for its own succession with guidance from the Nomination Committee. The Nomination Committee regularly review the structure, size and composition (including the skills, knowledge and experience) required of the Board compared to its current position with regard to the strategic needs of Ryanair and recommends changes to the Board. There is a formal, thorough and transparent procedure for the appointment of new directors to the Board. The Nominations Committee identifies and selects candidates on merit against objective criteria, to ensure that the Board have the skills, knowledge and expertise required.

The Board currently comprises of eleven directors, Chief Executive Officer, Michael O' Leary, is the only executive director. The ten non-executive directors include Chairman David Bonderman. Biographies of all current directors are set out on pages 114 to 115 of this report. Ryanair considers that the Board has the correct balance and depth of skills, knowledge, expertise and experience to optimally lead the Company and that all directors give adequate time to the performance of their duties and responsibilities.

Ryanair considers that all directors discharge their directorial duties with the objectivity and impartiality they have demonstrated since commencing their respective roles and has determined that each of the non-executive directors is independent. In reaching that conclusion, Ryanair considered the character, judgement, objectivity and integrity of each director and had due regard for the 2012 Code. Ryanair continually endeavors to maintain the quality and independence of its Board.

## **Board Committees**

The Board of Directors has established a number of committees, including the following:

### ***Executive Committee***

The Board of Directors established the Executive Committee in August 1996. The Executive Committee can exercise the powers exercisable by the full Board of Directors in circumstances in which action by the Board of Directors is required but it is impracticable to convene a meeting of the full Board of Directors. Messrs. David Bonderman, Michael O’Leary, Kyran McLaughlin and James Osborne are the members of the Executive Committee.

### ***Audit Committee***

The Board of Directors established the Audit Committee in September 1996.

#### *Names and qualifications of members of the Audit Committee*

The Audit Committee currently comprises three independent, for purposes of the listing rules of the NASDAQ and the U.S. federal securities laws, non-executive directors, Mr Declan McKeon (Chairman), Mr Charles McCreevy and Mr Richard Milliken. The Board has determined that Mr Declan McKeon is the Committee’s financial expert. It can be seen from the directors’ biographies appearing on page 114 and 115, that the members of the committee bring to it a wide range of experience and expertise, much of which is particularly appropriate for membership of the Audit Committee.

#### *Number of Audit Committee meetings*

The Committee met seven times during the year ended March 31, 2015. Individual attendance at these meetings is set out in the table on page 24. The Chief Financial Officer, Director of Finance and the Head of Internal Audit normally attend meetings of the Committee. The external auditors attend as required and have direct access to the Committee Chairman at all times. The Committee also meets separately at least once a year with the external auditors and with the Head of Internal Audit without executive management being present. The Head of Internal Audit has direct access to the Audit Committee Chairman at all times.

#### *Summary of the role of the Audit Committee*

The role and responsibilities of the Committee are set out in its written terms of reference, which are available on the Company’s website [www.ryanair.com](http://www.ryanair.com), and include:

- monitoring the integrity of the financial statements of the Group and any formal announcements relating to the Group’s financial performance, profit guidance and reviewing significant financial reporting judgments contained therein;
- considering significant issues in relation to the financial statements, having regard to matters communicated to it by the auditors;
- reviewing the interim and annual financial statements and annual report before submission to the Board, including advising the Board whether, taken as a whole, the content of the annual report and Form 20F is fair balanced and understandable and provides the information necessary for shareholders to assess the company’s performance, business model and strategy;
- reviewing the effectiveness of the Group’s internal financial controls and risk management systems;
- reviewing Turnbull Risk Management reports completed by management;
- monitoring and reviewing the effectiveness of the Group’s Internal auditors;
- considering and making recommendations to the Board in relation to the appointment, reappointment and removal of the external auditors and approving their terms of engagement;
- reviewing with the external auditors the plans for and scope of each annual audit, the audit procedures to be utilised and the results of the audit;

- approving the remuneration of the external auditors, for audit and non audit services and ensuring the level of fees is appropriate to enable an adequate audit to be conducted;
- assessing annually the independence and objectivity of the external auditors and the effectiveness of the audit process, taking into consideration relevant professional and regulatory requirements and the relationship with the external auditors as a whole, including the provision of any non audit services;
- reviewing the Group's arrangements for its employees to raise concerns, in confidence, about possible wrongdoing in financial reporting or other matters and ensuring that these arrangements allow proportionate and independent investigation of such matters and appropriate follow up action.
- reviewing the terms of reference of the Committee annually.

These responsibilities of the Committee are discharged in the following ways:

- The Committee reviews the interim and annual reports as well as any formal announcements relating to the financial statements and guidance before submission to the Board. The review focuses particularly on any changes in accounting policy and practices, major judgmental areas and compliance with stock exchange, legal and regulatory requirements. The Committee receives reports from the external auditors identifying any accounting or judgmental issues requiring its attention;
- The Committee also meets with management and external auditors to review the Annual Report and Form 20F, which is filed annually with the United States Securities and Exchange Commission and with the Irish Companies Office;
- The Committee regularly reviews Turnbull Risk management reports completed by management;
- The Committee conducts an annual assessment of the operation of the Group's system of internal control based on a detailed review carried out by the internal audit department. The results of this assessment are reviewed by the Committee and are reported to the Board;
- The Committee makes recommendations to the Board in relation to the appointment of the external auditor. Each year, the Committee meets with the external auditor and reviews their procedures and the safeguards which have been put in place to ensure their objectivity and independence in accordance with regulatory and professional requirements;
- The Committee reviews and approves the external audit plan and the findings from the external audit of the financial statements;
- During the year, the Committee receives reports from the Head of Internal Audit detailing the reviews performed during the year and a risk assessment of the Company;
- The Head of Internal Audit also reports to the Committee on other issues including, in the year under review, updates in relation to Section 404 of the Sarbanes-Oxley Act 2002 and the arrangements in place to enable employees to raise concerns, in confidence, in relation to possible wrongdoing in financial reporting or other matters. (A copy of Section 404 of the Sarbanes-Oxley Act 2002 can be obtained from the United States Securities and Exchange Commission's website, [www.sec.gov](http://www.sec.gov)); and
- The Committee has a process in place to ensure the independence of the audit is not compromised, which includes monitoring the nature and extent of services provided by the external auditors through its annual review of fees paid to the external auditors for audit and non-audit work. Details of the amounts paid to the external auditors during the year for audit and other services are set out in Note 19 on page 202.
- The Committee receives presentations in areas such as treasury operations and Cyber Risk, in general, and specifically in relation to the Group.

In addition the Committee was requested by the board to consider whether the annual report, taken as a whole, is fair, balanced and understandable, and provides the information necessary for shareholders to assess the company's performance, business model and strategy. In doing so, the Committee considered whether the financial statements are consistent with the Chairman's Report, the Chief Executive's Report and operating and financial information elsewhere in the annual report.

In considering the fairness, balance and understandability of the annual report, the Committee had regard to the significant issues considered by the Committee in relation to the financial statements, set out below. Each of these significant issues was addressed in the report received from the external auditors and was discussed with management and the external auditors.

The Committee reported to the board its conclusion that the annual report, taken as a whole is fair, balanced and understandable and provides the information necessary for shareholders to assess the Company's performance, business model and strategy.

*Significant issues considered by the Committee in relation to the financial statements and how these issues were addressed, having regard to matters communicated to it by the auditors*

- On page 99, one of the critical accounting policies referred to is that for long lived assets. There is a detailed description of the matters of estimate and the judgemental issues arising from the application of the Company's policy for accounting for such assets and how the Company dealt with these. The Audit Committee had detailed discussions with management around its conclusions in relation to the expected useful lives of the assets, the expected residual lives of the assets and whether there are impairment indicators in respect of the assets. In particular, while the airline industry as a whole has from time to time experienced issues which would present as impairment indicators, this has not impacted on Ryanair, because of the positive cash flows these long lived assets generate. The Committee agreed with management's approach and conclusions in relation to the accounting for long lived assets;
- On pages 99 and 100 the critical accounting policy for heavy maintenance is similarly described in detail, in particular the factors upon which Ryanair relied in making its estimates in determining the quantum of both the initial maintenance asset and / or the amount of provisions to be recorded and the respective periods over which such amounts are charged to income. Having considered the results of management's deliberations in this area and the reliability of estimates made in previous years, the Committee concurred with management's approach and conclusions in relation to the accounting for heavy maintenance;
- On page 100, a further critical accounting policy is described in respect of tax audits which by their nature are often complex and can require several years to conclude. The Committee considered the key judgements made in estimating the tax charge including provisioning relating to jurisdictions where the Group's tax affairs are under investigation by the relevant authorities. The Audit Committee reviewed the status of the tax audits, together with the advice of relevant members of the management team and external tax advisors, and had regard to the appropriateness of provisioning in earlier years and agreed that the provisioning for any potential exposures is appropriate.
- In considering management's assessment of the Group's ability to continue as a going concern, the Committee had regard to the €850.0 million eurobond Issuance in June 2014 and a second eurobond for €850.0 million issued in March 2015, available financing facilities, the cash on hand of approximately €4.8bn and the sensitivity to changes in these items. The Committee focused on the Group's cash generation projections through to the end of the current aircraft purchase program in the financial year ending 31 March 2024. On the basis of the review performed, and the discussions held with management, the Committee was satisfied that it was appropriate that the financial statements should continue to be prepared on a going concern basis, and that there were no material uncertainties that may cast significant doubt on the Group's ability to continue as a going concern which need to be disclosed in the annual report.

- The Committee discussed with Internal Audit and the external Auditors the review of the new COSO 2013 Requirements and mapping of the Groups existing system of internal controls documented to 17 new principles as defined by new COSO (Committee of Sponsoring Organisations of the Treadway Commission) 2013 Framework. This was completed by the Internal Audit team and reviewed and evaluated by management during the financial year ending 31 March 2015. On the basis of the review performed, and the discussions held with management the Committee is satisfied that the financial statements should be prepared on the basis that Ryanair's internal control over financial reporting as of March 31, 2015, is based on the criteria established in Internal Control – Integrated Framework (2013) issued by COSO.

The Committee meets the external auditors four times per year. At these meetings:

- the external audit plan is considered and approved;
- the quarterly, interim and annual results are considered and approved, following consideration of the significant issues relating to these matters, having regard to matters communicated to the Audit Committee by the external auditors;
- the Annual Report and Form 20F, which is filed annually with the United States Securities and Exchange Commission, the Irish Stock Exchange and the London Stock Exchange, is considered and approved;
- the procedures and safeguards which the external auditors have put in place to ensure their objectivity and independence in accordance with regulatory and professional requirements are reviewed;
- the letters of engagement and representation are reviewed; and
- the fees paid to the external auditors for audit and non audit work are reviewed, to ensure that the fee levels are appropriate and that audit independence is not compromised through the level of non audit fees and the nature of non audit work carried out by the external auditors. The Committees policy is to expressly pre approve every engagement of Ryanair's independent auditors for all audit and non-audit services provided to the Company.

In addition the Committee updated the prior year evaluation of external audit process.

The last external audit tender was conducted in 2010. Detailed consideration was given to the external audit arrangements in 2013. It was concluded that, in the light of the performance of the external auditors and partner rotation plans that a decision as to the timing of the next tender process would be made following consideration of the FRC guidance and finalization of the application in the Republic of Ireland of new EU regulations in this area. KPMG have been auditors to the Company since its incorporation in 1985.

### ***Remuneration Committee***

The Board of Directors established the Remuneration Committee in September 1996. This committee has authority to determine the remuneration of senior executives of the Company and to administer the stock option plans described below. Senior Management remuneration is comprised of a fixed basic pay and performance related bonuses which are awarded based on a combination of the achievement of individual objectives and the Company's financial performance. The Board of Directors as a whole determines the remuneration and bonuses of the Chief Executive Officer, who is the only executive director. Mr. James Osborne, Ms. Louise Phelan and Ms. Julie O'Neill are the members of the Remuneration Committee.

The role and responsibilities of the Remuneration Committee are set out in its written terms of reference, which are available on the Company's website [www.ryanair.com](http://www.ryanair.com). The terms of Reference of the Remuneration Committee are reviewed annually.

### ***Nomination Committee***

Messrs. David Bonderman, Michael O’Leary and Kyran McLaughlin are the members of the Nomination Committee. The Nomination Committee assists the Board in ensuring that the composition of the Board and its Committees is appropriate to the needs of the Company by:

- assessing the skills, knowledge, experience and diversity required on the Board and the extent to which each are represented;
- establishing processes for the identification of suitable candidates for appointment to the Board; and
- overseeing succession planning for the Board and senior management.

The role and responsibilities of the Nomination Committee are set out in its written terms of reference, which are available on the Company’s website [www.ryanair.com](http://www.ryanair.com). The Nomination Committee use their extensive business and professional contacts to identify suitable candidates. The terms of Reference of the Nomination Committee are reviewed annually. The focus of the Nomination Committee is to maintain a Board which comprises the necessary expertise, quality and experience required by Ryanair to advance the company and shareholder value. Ryanair recognises the benefits of gender diversity.

### ***Safety Committee***

The Board of Directors established the Air Safety Committee in March 1997 to review and discuss air safety and related issues. The Safety Committee reports to the full Board of Directors each quarter. The Safety Committee is composed of Mr. Michael Horgan and Mr. Neil Sorahan, Chief Financial Officer and the Accountable Manager for Safety (who both act as co-chairman), as well as the following executive officers of Ryanair: Messrs. Hickey, Wilson, the Chief Pilot, Captain Ray Conway and the Director of Safety and Security, Ms. Carol Sharkey. A number of other managers are invited to attend, as required, from time to time.

### **Code of Business Conduct**

Ryanair’s standards of integrity and ethical values have been established and are documented in Ryanair’s Code of Business Conduct. This code is applicable to all Ryanair employees. There are established channels for reporting code violations or other concerns in a confidential manner. The Personnel Department investigates any instances and the Head of Internal Audit reports findings directly to the Audit Committee. The Code is available on the Company’s website, [www.ryanair.com](http://www.ryanair.com).

### **Attendance at Board and Committee meetings during the year ended March 31, 2015:**

	<b>Board</b>	<b>Audit</b>	<b>Safety</b>	<b>Remuneration</b>	<b>Executive</b>	<b>Nomination</b>
David Bonderman	13/15	-	-	-	2/2	3/3
Michael Cawley (i)	9/10	-	-	-	-	-
Michael Horgan	15/15	-	4/4	-	-	-
Charles McCreevy	14/15	7/7	-	-	-	-
Declan McKeon	15/15	7/7	-	-	-	-
Kyran McLaughlin	13/15	-	-	-	2/2	3/3
Dick Milliken	15/15	7/7	-	-	-	-
Michael O’Leary	15/15	-	-	6/6	2/2	3/3
Julie O’Neill	15/15	-	-	6/6	-	-
James Osborne	15/15	-	-	5/6	2/2	3/3
Louise Phelan	14/15	-	-	5/6	-	-

(i) Michael Cawley was appointed to the Board of Directors on August 7, 2014.



## **Performance Evaluation**

The Board has established a formal process to annually evaluate the performance of the Board, that of its principal Committees, the Audit, Nomination and Remuneration committees, and that of the Chief Executive, the Chairman and individual non-executive directors. The Board anticipates that the formal evaluation will be completed yearly. Based on the evaluation process completed, the Board considers that the principal Committees have performed effectively throughout the year. As part of the Board evaluation of its own performance, questionnaires are circulated to all directors. The questionnaire is designed to obtain directors' comments regarding the performance of the Board, the effectiveness of Board communications, the ability of directors to contribute to the development of strategy and the effectiveness with which the Board monitors risk and oversees Ryanair's progress. Directors are also invited to make recommendations for improvement.

The Chairman, on behalf of the Board, reviews the evaluations of performance of the non-executive directors on an annual basis. The non-executive directors, led by the Senior Independent Director, meet annually without the Chairman present to evaluate his performance, having taken into account the views of the executive director. The non-executive directors also evaluate the performance of the executive director. These evaluations are designed to determine whether each director continues to contribute effectively and to demonstrate commitment to the role.

The Audit, Nomination and Remuneration committees carry out annual reviews of their own performance and terms of reference to ensure they are operating at maximum effectiveness and recommend any changes they consider necessary to the Board for approval.

The Board considers the results of the evaluation process and any issues identified. The above evaluations were conducted in May 2014 and were presented to the Board at the September 2014 Board meeting in respect of the year under review.

## **Shareholders**

Ryanair recognises the importance of communications with shareholders. Ryanair communicates with all of its shareholders following the release of quarterly and annual results directly via road shows, investor days and/or by conference calls. The Chief Executive, senior financial, operational, and commercial management participate in these events.

During the year ended March 31, 2015 the Company held discussions with a substantial number of institutional investors.

The Board is kept informed of the views of shareholders through the executive director's and executive management's attendance at investor presentations and results presentations. Furthermore, relevant feedback from such meetings and investor relations analyst reports are provided to the entire Board on a regular basis. In addition, the Board determines, on a case by case basis, specific issues where it would be appropriate for the Chairman and/or Senior Independent Director to communicate directly with shareholders or to indicate that they are available to communicate if shareholders so wish. If any of the non-executive directors wishes to attend meetings with major shareholders, arrangements are made accordingly.

## **General Meetings**

All shareholders are given adequate notice of the AGM at which the Chairman reviews the results and comments on current business activity. Financial, operational and other information on the Company is provided on our website at [www.ryanair.com](http://www.ryanair.com).

Ryanair will continue to propose a separate resolution at the AGM on each substantially separate issue, including a separate resolution relating to the Directors' Report and financial statements. In order to comply with the 2012 Code, proxy votes will be announced at the AGM, following each vote on a show of hands, except in the event of a poll being called. The Board Chairman and the Chairmen of the Audit and Remuneration Committees are available to answer questions from all shareholders.

The Chief Executive makes a presentation at the Annual General Meeting on the Group's business and its performance during the prior year and answers questions from shareholders. The AGM affords shareholders the opportunity to question the Chairman and the Board.

All holders of Ordinary Shares are entitled to attend, speak and vote at general meetings of the Company, subject to limitations described under note "Limitations on the Right to Own Shares" on page 137. In accordance with Irish company law, the Company specifies record dates for general meetings, by which date shareholders must be registered in the Register of Members of the Company to be entitled to attend. Record dates are specified in the notes to the Notice convening the meeting.

Shareholders may exercise their right to vote by appointing a proxy/proxies, by electronic means or in writing, to vote some or all of their shares. The requirements for the receipt of valid proxy forms are set out in the notes to the Notice convening the Meeting.

A shareholder or group of shareholders, holding at least 5% of the issued share capital has the right to requisition an extraordinary general meeting. A shareholder, or a group of shareholders, holding at least 3% of the issued share capital of the Company, has the right to put an item on the agenda of an AGM or to table a draft resolution for an item on the agenda of any general meeting (whether an AGM or EGM) provided that such item is accompanied by reasons justifying its inclusion or the full text of any draft resolution proposed to be adopted at the general meeting. A request by a member to put an item on the agenda or to table a draft resolution shall be received by the company in hardcopy form or in electronic form at least 42 days before the meeting to which it relates.

Notice of the Annual General Meeting and the Form of Proxy are sent to shareholders at least twenty-one working days before the meeting. The Company's Annual Report is available on the Company's website, [www.ryanair.com](http://www.ryanair.com). The 2015 Annual General Meeting will be held at 9a.m. on September 24, 2015 in the Radisson Blu Hotel, Dublin Airport, Ireland.

All general meetings other than the Annual General Meeting are called Extraordinary General Meetings (EGMs). An EGM must be called by giving at least twenty-one clear days' notice. Except in relation to an adjourned meeting, three members, present in person or by proxy, entitled to vote upon the business to be transacted, shall be a quorum. The passing of resolutions at a general meeting, other than special resolution, requires a simple majority. To be passed, a special resolution requires a majority of at least 75% of the votes cast. Votes may be given in person by a show of hands, or by proxy.

At the Meeting, after each resolution has been dealt with, details are given of the level of proxy votes cast on each resolution and the numbers for, against and withheld. This information is made available on the Company's website following the meeting.

## **Risk Management and Internal Control**

The directors have overall responsibility for the Company's system of risk management and internal control and for reviewing its effectiveness. The directors acknowledge their responsibility for the system of risk management and internal control which is designed to manage rather than eliminate the risk of failure to achieve business objectives, and can provide only reasonable and not absolute assurance against material misstatement or loss.

In accordance with the revised FRC (Turnbull) guidance for directors on internal control published in October 2005, 'Internal Control: Revised Guidance for Directors on the Combined Code', the Board confirms that there is an ongoing process for identifying, evaluating and managing any significant risks faced by the Group, that it has been in place for the year under review and up to the date of approval of the financial statements and that this process is regularly reviewed by the Board.

In accordance with the provisions of the 2012 Code the directors review the effectiveness of the Company's system of internal control including:

- Financial
- Operational
- Compliance
- Risk Management

The Board is ultimately responsible for the Company's system of risk management and internal controls and for monitoring its effectiveness. The key procedures that have been established to provide effective risk management and internal control include:

- a strong and independent Board which meets at least 4 times a year and has separate Chief Executive and Chairman roles;
- a clearly defined organisational structure along functional lines and a clear division of responsibility and authority in the Company;
- a comprehensive system of internal financial reporting which includes preparation of detailed monthly management accounts, providing key performance indicators and financial results for each major function within the Company;
- preparation and issue of financial reports to shareholders and the markets, including the Annual Report and consolidated financial statements, is overseen by the Audit Committee. The Company's financial reporting process is controlled using documented accounting policies and reporting formats, supplemented by detailed instructions and guidance on reporting requirements. The Company's processes support the integrity and quality of data, including appropriate segregation of duties. The financial information of the parent entity and all subsidiary entities, which form the basis for the preparation of the consolidated financial statements are subject to scrutiny by Group level senior management. The Company's financial reports, financial guidance, and Annual Report and consolidated financial statements are also reviewed by the Audit Committee of the Board in advance of being presented to the full Board for their review and approval;
- quarterly reporting of the financial performance with a management discussion and analysis of results;
- weekly Management Committee meetings, comprising of heads of departments, to review the performance and activities of each department in the Company;
- detailed budgetary process which includes identifying risks and opportunities and which is ultimately approved at Board level;
- Board approved capital expenditure and Audit Committee approved treasury policies which clearly define authorisation limits and procedures;
- an internal audit function which reviews key financial/business processes and controls, and which has full and unrestricted access to the Audit Committee;
- an Audit Committee which approves audit plans, considers significant control matters raised by management and the internal and external auditors and which is actively monitoring the Company's compliance with section 404 of the Sarbanes Oxley Act of 2002;
- established systems and procedures to identify, control and report on key risks. Exposure to these risks is monitored by the Audit Committee and the Management Committee; and
- a risk management programme is in place throughout the Company whereby executive management review and monitor the controls in place, both financial and non financial, to manage the risks facing the business.
- The Board has satisfied itself on the effectiveness of the internal control systems in operation and it has reviewed and approved the reporting lines to ensure the ongoing effectiveness of the internal controls and reporting structures.

On behalf of the Board, the Audit Committee has reviewed the effectiveness of the Company's system of risk management and internal control for the year ended March 31, 2015 and has reported thereon to the Board.

The Board has delegated to executive management the planning and implementation of the systems of internal control within an established framework which applies throughout the Company.

## **Takeover Bids Directive**

Information regarding rights and obligations attached to shares are set forth in Note 15 on pages 197 to 199 of the consolidated financial statements.

Shares in the Ryanair employee share schemes carry no control rights and shares are only issued (and gain voting rights) when options are exercised by employees.

Ryanair's Articles of Association do not contain any restrictions on voting rights. However, there are provisions in the Articles which allow the directors to (amongst other things) suspend the voting rights of a share if the Board believes the number of non-qualifying nationals holding shares in Ryanair would put it in breach of the Air Navigation Acts and licences and permits which allow it to operate. This is not an absolute restriction and can only occur if the Board designates a number of shares to be so restricted.

Ryanair has not received any notifications from shareholders (as shareholders are obliged to do) regarding any agreements between shareholders which might result in restrictions on the transfer of shares.

Details of the rules concerning the removal and appointment of the directors are set out above as part of this Directors' Report. There are no specific rules regarding the amendment of the Company's Articles of Association.

Details of the Company's share buy-back programme are set forth on page 130 to 131 of the Annual Report. The shareholders approved the power of the Company to buy back shares at the 2006 AGM and at subsequent AGM's.

None of the significant agreements to which the Company is party to, contain change of control provisions. As referred to above in this Director's Report, Michael O'Leary's employment agreement does not contain provisions providing for compensation on his termination.

## **Going Concern**

After making enquiries, the directors have formed a judgment, at the time of approving the financial statements, that there is a reasonable expectation that the Company and the Group as a whole have adequate resources to continue in operational existence for the foreseeable future. For this reason, they continue to adopt the going concern basis in preparing the financial statements. The directors' responsibility for preparing the financial statements is explained on page 34 and the reporting responsibilities of the auditors are set out in their report on page 36.

## **Compliance Statement**

Ryanair has complied, throughout the year ended March 31, 2015, with the provisions set out in the UK Corporate Governance Code and the requirements set out in the Irish Corporate Governance Annex except as outlined below. The Group has not complied with the following provisions of the 2012 Code, but continues to review these situations on an ongoing basis:

- A number of non-executive directors participate in the Company's share option plans. The 2012 Code requires that, if exceptionally, share options are granted to non-executive directors that shareholder approval should be sought in advance and any shares acquired by exercise of the options should be held until at least one year after the non-executive director leaves the board. In accordance with the 2012 Code, the Company sought and received shareholder approval to make certain stock option grants to its non-executive directors and as described above, the Board believes the quantum of options granted to non-executive directors is not so significant to impair their independence.

- Certain non-executive directors, namely Messrs. David Bonderman, James Osborne, Kyran McLaughlin and Michael Horgan have each served more than nine years on the Board without being offered for annual re-election. As described further above, given the other significant commercial and professional commitments of these non-executive directors, and taking into account that their independence is considered annually by the Board, the Board does not consider their independence to be impaired in this regard.

On behalf of the Board

**David Bonderman**  
Chairman  
July 24, 2015

**Michael O'Leary**  
Chief Executive

## Environmental and Social Report

Ryanair's steady growth is being achieved in the most environmentally sustainable way through investing in the latest aircraft and engine technologies and adopting the most efficient operational and commercial measures that help to minimize the airline's impact on the environment. Ryanair is currently the industry leader in terms of environmental efficiency and is constantly working towards further improving its performance.

### Technology

As of June 30, 2015, Ryanair had a principal fleet of 316 Boeing 737-800 aircraft and 6 additional leased aircraft acquired on short term leases for the summer of 2015 to provide extra capacity. The principal fleet was composed of 316 Boeing 737-800 "next generation" aircraft, each having 189 seats. Ryanair's fleet totaled 308 Boeing 737-800s at March 31, 2015 with an average age of 6.3 years. The Company expects to have an operating fleet comprising approximately 520 Boeing 737-800s at March 31, 2024 depending on the level of lease returns/disposals. This will comprise a mix of 737-800 and 737-Max-200 aircraft. The Boeing 737-Max-200, which will start delivering in Fiscal 2019, represents the newest generation of Boeing's 737 aircraft. It is a short-to-medium range aircraft and seats 197 passengers (8 more than Ryanair's existing 189 seat fleet).

The Boeing 737-Max-200 CFM LEAP-1B engines which, combined with the Advanced Technology winglet and other aerodynamic improvements, will reduce fuel consumption by up to 18% on a per seat basis compared to the Boeing 737-800s in Ryanair's configuration and reduce operational noise emissions by 40%.

### Operational and commercial characteristics

Ryanair has distinctive operational and commercial characteristics which further reduce the impact of its operations on the environment. Ryanair:

- operates with a high-seat density of 189 seats and an all-economy configuration, as opposed to the 162 seats and two-class configuration of the Boeing 737-800 aircraft used by traditional network airlines, reducing fuel burn and emissions per seat-kilometer flown;
- has reduced per-passenger emissions through higher load factors;
- better utilizes existing infrastructure by operating out of underutilized secondary and regional airports throughout Europe, which limits the use of holding patterns and taxiing times, thus reducing fuel burn and emissions and reducing the need for new airport infrastructure;
- provides direct services as opposed to connecting flights, in order to limit the need for passengers to transfer at main hubs and thus reduces the number of take-offs and landings per journey from four to two, reducing fuel burn and emissions per journey; and
- has no late-night departures of aircraft, reducing the impact of noise emissions.
- Ryanair has also installed winglets on all of its existing aircraft and all future aircraft will also be fitted with winglets. Winglets reduce both the rate of fuel burn and carbon dioxide emissions by approximately 4% and also reduce noise emissions.

### Environmental Regulation

*Company Facilities.* Environmental controls are generally imposed under Irish law through property planning legislation, specifically the Local Government (Planning and Development) Acts of 1963 to 1999, the Planning and Development Act 2000 and regulations made thereunder. At Dublin Airport, Ryanair operates on land controlled by the DAA. Planning permission for its facilities has been granted in accordance with both the zoning and planning requirements of Dublin Airport. There is also specific Irish environmental legislation implementing applicable EU directives and regulations, to which Ryanair adheres. From time to time, noxious or potentially toxic substances are held on a temporary basis within Ryanair's engineering facilities at Dublin Airport, Glasgow (Prestwick), London (Stansted), Frankfurt (Hahn), Stockholm (Skavsta), Oslo (Rygge) and Kaunas. However, at all times Ryanair's storage and handling of these substances complies with the relevant regulatory requirements. At Ryanair's Glasgow (Prestwick) and London (Stansted) maintenance facilities, all normal waste is removed in accordance with the Environmental Protection Act of 1996 and Duty of Care Waste Regulations. For special waste removal, Ryanair operates under the Special Waste Regulations 1998. At all other facilities Ryanair adheres to all local and EU regulations.

*Ryanair's Policy on Noise and Emissions.* Ryanair is committed to reducing emissions and noise through investments in “next generation” aircraft and engine technologies and the implementation of certain operational and commercial decisions to minimize the environmental impact of its operations. According to the Air Travel Carbon and Energy Efficiency Report published by Brighter Planet, Ryanair is the industry leader in terms of environmental efficiency, and the Company is constantly working towards improving its performance.

In December 2005, Ryanair completed the fleet replacement program it commenced in 1999. All of Ryanair's older Boeing 737-200A aircraft were replaced with Boeing 737-800 “next generation” aircraft, and Ryanair now operates a single-aircraft-type fleet of Boeing 737-800 “next generation” aircraft with an average age of just 6 years. The design of the new aircraft is aimed at minimizing drag, thereby reducing the rate of fuel burn and noise levels. The engines are also quieter and more fuel-efficient. Furthermore, by moving to an all Boeing 737-800 “next generation” fleet, Ryanair reduced the unit emissions per passenger due to the inherent capacity increase in the Boeing 737-800 aircraft. The Boeing 737-800 “next generation” aircraft have a significantly superior fuel-burn to passenger-kilometer ratio than Ryanair's former fleet of Boeing 737-200A aircraft. In September 2014, Ryanair announced it has agreed to purchase up to 200 Boeing 737-Max-200 aircraft (100 firm orders and 100 options). These aircraft, which will deliver between fiscal 2019 and Fiscal 2024, have 197 seats (8 more than Ryanair's existing 189 seat fleet). They will be fitted with the CFM LEAP IB engines which, combined with the Advanced Technology winglets and other aerodynamic improvements, will reduce fuel consumption by up to 18% and reduce operational noise emissions by 40%.

*Emissions Trading.* On November 19, 2008, the European Council of Ministers adopted legislation to add aviation to the EU Emissions Trading Scheme as of 2012. This scheme, which has thus far applied mainly to energy producers, is a cap-and-trade system for CO<sub>2</sub> emissions to encourage industries to improve their CO<sub>2</sub> efficiency. Under the legislation, airlines were granted initial CO<sub>2</sub> allowances based on historical “revenue ton kilometers” and a CO<sub>2</sub> efficiency benchmark. Any shortage of allowances has to be purchased in the open market and/or at government auctions. Management believes that this legislation is likely to have a negative impact on the European airline industry. Ryanair takes its environmental responsibilities seriously and intends to continue to improve its environmental efficiency and to minimize emissions. Under Regulation 7 of The UK Companies Act 2006 (Strategic Report and Directors' Report) Regulations 2013, Ryanair is obliged to state its annual quantity of emissions in tonnes of carbon dioxide equivalent. Ryanair's EU Emissions Trading Scheme monitoring, reporting and allowance surrender obligations are mandated on a calendar year basis. During calendar year 2014, Ryanair emitted 7,756,156 tCO<sub>2</sub> (2013: 7,653,566), which equates to 0.090 tCO<sub>2</sub> (2013: 0.094) per passenger.

## **SOCIAL**

Training, career development and promotion opportunities are available to all our people. The Group remains committed to being an equal opportunities employer regardless of nationality, race, gender, marital status, disability, age and religious or political belief. The Group selects personnel on the basis of merit and capability, providing the most effective use of resources. During the year 746 of our team were promoted internally within the Group.

Ryanair considers its relations with its people to be good. Ryanair currently negotiates with groups of employees, including its pilots, through “Employee Representation Committees” (“ERCs”) regarding pay, work practices and conditions of employment, including conducting formal negotiations with these internal collective bargaining units. Ryanair's senior management meets regularly with the different ERCs to consult and discuss all aspects of the business and those issues that specifically relate to each relevant employee group and where necessary to negotiate with these collective bargaining units. Ryanair's pilots and cabin crew operate under very favorable rosters and return home to their base every evening.

In January 2014 Ryanair moved into a new 100,000 sq. ft. office building in Airside Business Park in Swords, Co Dublin, Ireland which houses its Irish operations including Ryanair Labs, a state-of-the-art digital and IT innovation hub to develop a world class online travel platform.

All our team benefit from extensive travel concessions in Ryanair and discounted travel with other carriers.

## *Always Getting Better*

Ryanair's new Customer Charter, launched in March 2015, will underpin our relentless drive towards improving all aspects of the Ryanair experience for its 100 million customers and comprises an 8-promise plan as follows:

1. Always Getting Better is the way we promise to do things.
2. We promise the lowest fares.
3. We promise the best choice of destinations.
4. We promise to always prioritise safety.
5. We promise to strive to make your travel an enjoyable experience.
6. We promise we will always be Europe's most reliable airline.
7. We promise to be transparent and to make travel simple for you.
8. We promise to innovate, to make your travel exciting.

Ryanair also announced a series of initiatives which will be rolled out over 2015 under the second year of its three year "Always Getting Better" programme, with a range of improved services, fee reductions and exciting digital developments to be introduced over the coming year. These include:

1. New aircraft interiors & new cabin crew uniforms.
2. Lower airport check-in fees and missed departure fees.
3. Real time airline fare comparisons on Ryanair.com.
4. A new destination content service, featuring customer reviews.
5. A new travel insurance product, replacing the current drop down insurance.
6. A personalised Ryanair.com website with up to 100 versions of the homepage and personalised promotional emails with customer-specific tailored offers.
7. A new 'hold the fare' feature (€5 to hold a fare for 24 hours).
8. An improved inflight menu, with more healthy meal choices and a hot breakfast pre-order service on key routes.
9. New seats with more leg room and new Boeing Sky Interiors.
10. Faster native mobile apps, an improved Ryanair.com desktop and an enhanced "My Ryanair" customer registration system.



## **Report on the Remuneration Committee on Directors' Remuneration**

### **The Remuneration Committee**

Details of the Remuneration Committee are set out within the Corporate Governance Statement on page 23 of the Annual Report.

The role and responsibilities of the Remuneration Committee are set out in its written terms of reference, which are available on the Company's website [www.ryanair.com](http://www.ryanair.com).

All members of the Remuneration Committee have access to the advice of the Chief Executive and may, in the furtherance of their duties, obtain independent professional advice at the Company's expense.

### **Remuneration Policy**

The remuneration policy of the Company is to ensure that the executive director and the senior key management team are rewarded competitively, having regard to the comparative marketplace in Ireland and the United Kingdom, in order to ensure that they are properly motivated to perform in the best interests of the shareholders. Details of the total remuneration paid to senior key management (defined as the executive team reporting to the Board of Directors) are set out in Note 27 of the consolidated Financial Statements.

### **Non-Executive Directors**

Details of the remuneration paid to non-executive directors are set out in Note 19(b) to the consolidated Financial Statements.

Directors can only be appointed following selection by the Nomination Committee and approval by the Board and must be elected by the shareholders at the Annual General Meeting following their appointment. Ryanair's Articles of Association require that all directors retire after a fixed period not exceeding three years. Directors can then offer themselves for re-election at the Company's Annual General Meeting.

None of the non-executive directors hold a service agreement with the Company that provides for benefits upon termination.

### **Executive Director**

The Chief Executive of the Company is the only executive director on the Board. Details of the remuneration paid to the Chief Executive are set out in Note 19(a) to the consolidated Financial Statements.

In October 2014, Michael O'Leary (Chief Executive Officer) signed a new 5 year contract which commits him to the Company until September 2019. This new contract replaces a rolling 12 month arrangement under which Mr. O'Leary has worked as Chief Executive of the airline since Ryanair Holdings Plc. first floated in 1997.

### **Performance Related Bonuses**

The Chief Executive and the key management team of the Company are eligible for a performance bonus and other bonuses dependent upon the achievement of certain financial targets. Such bonus is dependent upon the achievement of the annual group/ longer term targets with the balance based on the achievement of certain personal targets.

### **Share Options**

Details of the share options granted to executive and non-executive directors are set forth in Note 19(d) to the consolidated Financial Statements.

Details of employee share option plans are set forth in Note 15(c) to the consolidated Financial Statements.

### **Directors Pension Benefits**

Details of the Chief Executive's pension benefits are set forth in Note 19(c) to the consolidated Financial Statements.

### **Directors Shareholdings**

The interests of each Director that held office at the end of fiscal 2015, in the share capital of the Company are set forth in Note 19(d) to the consolidated Financial Statements.

## **Statement of Directors' Responsibilities in respect of the Annual Report and the Financial Statements**

The directors are responsible for preparing the Annual Report and the consolidated and Company financial statements in accordance with applicable law and regulations.

Company law requires the directors to prepare consolidated and Company financial statements for each financial year. Under that law, the directors are required to prepare the consolidated financial statements in accordance with International Financial Reporting Standards (IFRSs) as adopted by the European Union (EU) and have elected to prepare the Company financial statements in accordance with IFRSs as adopted by the EU and as applied in accordance with the provisions of the Companies Acts, 2014. In preparing the consolidated financial statements the directors have also elected to comply with IFRSs as issued by the International Accounting Standards Board (IASB).

Under company law the directors must not approve the consolidated and Company financial statements unless they are satisfied that they give a true and fair view of the assets, liabilities and financial position of the Group and the Company and of the Group's profit or loss for that year.

In preparing each of the consolidated and Company financial statements, the directors are required to:

- select suitable accounting policies and then apply them consistently;
- make judgements and estimates that are reasonable and prudent;
- state whether they have been prepared in accordance with IFRS as adopted by the EU and IFRSs as issued by the IASB; and
- prepare the financial statements on the going concern basis unless it is inappropriate to presume that the Group and the Company will continue in business.

Under applicable law and the requirements of the Listing Rules issued by the Irish Stock Exchange, the directors are also responsible for preparing a Directors' Report and reports relating to directors' remuneration and corporate governance that comply with that law and those Rules. In particular, in accordance with the Transparency (Directive 2004/109/EC) Regulations 2007 (the Transparency Regulations), the directors are required to include in their report a fair review of the business and a description of the principal risks and uncertainties facing the Group and Company and a responsibility statement relating to those and other matters, included below.

The directors are responsible for keeping adequate accounting records that disclose with reasonable accuracy at any time the financial position of the Company and which enable them to ensure that the financial statements of the Group are prepared in accordance with applicable IFRS as adopted by the European Union and comply with the Companies Acts, 2014 and, as regards the consolidated financial statements, Article 4 of the IAS Regulation. They are also responsible for taking such steps as are reasonably open to them to safeguard the assets of the Company and to prevent and detect fraud and other irregularities.

The directors are responsible for the maintenance of integrity of the corporate and financial information included on the Company's website. Legislation in the Republic of Ireland governing the preparation and dissemination of financial statements may differ from legislation in other jurisdictions.

## **Responsibility Statement, in accordance with the Transparency Regulations**

Each of the directors, whose names and functions are listed on page 114 of the Annual Report confirm that, to the best of their knowledge and belief:

- the consolidated financial statements, prepared in accordance with IFRSs as adopted by the EU, give a true and fair view of the assets, liabilities and financial position of the Group at March 31, 2015 and of its profit for the year then ended;
- the Company financial statements, prepared in accordance with IFRSs as adopted by the EU, as applied in accordance with the Companies Acts, 1963 to 2013, give a true and fair view of the assets, liabilities and financial position of the Company at March 31, 2015, and
- the Directors' Report contained in the Annual Report includes a fair review of the development and performance of the business and the position of the Group and Company, together with a description of the principal risks and uncertainties that they face.

Also, as explained in Note 1 on page 162 to 164 of the consolidated financial statements, the Group, in addition to complying with its legal obligation to comply with IFRSs as adopted by the EU, has also prepared its consolidated financial statements in compliance with IFRSs as issued by the IASB. The directors confirm that to the best of their knowledge and belief these consolidated financial statements give a true and fair view of the assets, liabilities and financial position of the Group at March 31, 2015 and of its profit for the year then ended.

### ***Responsibility Statement, in accordance with the UK Corporate governance Code***

The annual report and financial statements, taken as a whole, is fair, balanced and understandable and provides the information necessary for shareholders to assess the Group's performance, business model and strategy.

On behalf of the Board

**David Bonderman**  
Chairman  
July 24, 2015

**Michael O'Leary**  
Chief Executive

## **Independent Auditor's Report to members of Ryanair Holdings plc**

### **Opinions and conclusions arising from our audit**

#### ***1 Our opinion on the financial statements is unmodified***

We have audited the consolidated and Company financial statements ("financial statements") of Ryanair Holdings plc for the year ended March 31, 2015, which comprise the consolidated and Company balance sheets, the consolidated income statement, the consolidated statement of comprehensive income, the consolidated and Company statements of changes in shareholders' equity, the consolidated and Company statements of cash flows and the related notes. The financial reporting framework that has been applied in their preparation is Irish law and International Financial Reporting Standards (IFRSs) as adopted by the European Union (EU), and, as regards the parent Company financial statements, as applied in accordance with the provisions of the Companies Act 2014. Our audit was conducted in accordance with International Standards on Auditing (ISAs) (UK and Ireland).

In our opinion:

- the Group financial statements give a true and fair view of the assets, liabilities and financial position of the group as at 31 March 2015 and of its profit for the year then ended;
- the Company statement of financial position gives a true and fair view of the assets, liabilities and financial position of the company as at 31 March 2015;
- the Group financial statements have been properly prepared in accordance with IFRS as adopted by the European Union;
- the Company statement of financial position has been properly prepared in accordance with IFRS as adopted by the European Union as applied in accordance with the provisions of the Companies Act 2014; and
- the Company statement of financial position and the Group financial statements have been properly prepared in accordance with the requirements of the Companies Act 2014 and, as regards the Group financial statements, Article 4 of the IAS Regulation.

#### ***2 Our separate opinion in relation to IFRSs as issued by the IASB is unmodified***

- As explained in Note 1 on page 162 of the consolidated financial statements, the Group, in addition to complying with its legal obligation to comply with IFRSs as adopted by the EU, has also prepared its consolidated financial statements in compliance with IFRSs as issued by the IASB.
- In our opinion, the consolidated financial statements give a true and fair view, in accordance with IFRSs as issued by the IASB, of the state of the Group's affairs as at March 31, 2015 and of its profit for the year then ended.

#### ***3 Our assessment of the risks of material misstatement***

The risks of material misstatement detailed in this section of this report are those risks that we have deemed, in our professional judgement, to have had the greatest effect on: the overall audit strategy; the allocation of resources in our audit; and directing the efforts of the engagement team. Our audit procedures relating to these risks were designed in the context of our audit of the financial statements as a whole. Our opinion on the financial statements is not modified with respect to any of these risks, and we do not express an opinion on these individual risks.

In arriving at our audit opinion above on the Group financial statements the risks of material misstatement that had the greatest effect on our Group audit were as follows:

#### **Carrying value of Property, Plant & Equipment**

*Refer to page 20 (Audit Committee Report), page 162 (accounting policy) and pages 173 to 174 (financial disclosures,*

*The risk* - Ryanair has property, plant and equipment with a carrying value of €5,471.1 million at 31 March 2015 (2014: €5,060.3 million) including aircraft (including engines and related equipment) with a carrying value of €5,410.4 million (2014: €5,001.1 million). In accounting for these assets, Ryanair makes estimates about their expected useful lives, expected residual values and the potential for impairment based on the fair value of the assets and the cash flows they generate. Changes to the expected useful lives and/or the residual values of Ryanair's aircraft fleet could have a material impact on the profit for the year. This risk is described in the report from the Audit Committee on page 22. Ryanair flies one aircraft type, the Boeing 737-800, all of which are aged between one and twelve years. There is an active and established market for this asset class.

## **Independent Auditor's Report to members of Ryanair Holdings plc (continued)**

### **Opinions and conclusions arising from our audit (continued)**

#### **3 Our assessment of the risks of material misstatement (continued)**

##### **Carrying value of Property, Plant & Equipment (continued)**

*Our response* - The procedures we performed, among others, to assess the carrying value of the aircraft included:

- Comparing Ryanair's estimates of expected useful life and residual value to manufacturers' recommendations and to the published estimates of other international airlines.
- Assessing the allocation of purchase price to the various components of the aircraft to ensure that the value allocated to its service potential compares with actual experience.
- Agreeing the fair value of this aircraft type to generally available independent third party valuation reports prepared by specialist aircraft valuation experts to assess the accuracy of the residual value estimate.
- Challenging the key assumptions underpinning Ryanair's near and medium term financial projections against historical performance and estimates of the likely economic conditions in its principal markets.
- Assessing the adequacy of the related disclosures.

##### **Maintenance expense**

*Refer to page 20 (Audit Committee Report), page 162 (accounting policy) and pages 196 to 197 (financial disclosures),*

*The risk* - Ryanair had 51 aircraft held under operating lease at 31 March 2015 (2014: 51 aircraft). Under the terms of operating lease agreements with aircraft lessors, Ryanair is contractually committed to either return the aircraft in a certain condition or to compensate the lessor based on the actual condition of the airframe, engines and life limited parts upon return. During the year ended 31 March 2015, Ryanair recorded maintenance expense of €134.9 million (2014: €116.1 million) and carried provisions for future maintenance at 31 March 2015 of €176.2 million (2014: €132.2 million). The estimated airframe and engine maintenance costs and the costs associated with the restitution of life limited parts are accrued and charged to profit and loss over the lease term for the individual contractual obligation, based on the present value of the major airframe overhaul, engine maintenance checks and restitution of life limited parts by reference to the number of hours flown or cycles operated during the year. This risk is further highlighted in the report from the Audit Committee on page 22.

*Our response* - Our audit procedures in this area included, among others, testing the key assumptions made by Ryanair in estimating future maintenance costs including anticipated use of the aircraft and the expected cost of maintenance. The procedures included agreeing the actual cost of incurred maintenance to invoices and comparing this with Ryanair's estimates, agreeing estimated maintenance costs to maintenance contracts and agreeing the expected use of assets to aircraft utilisation in the prior periods and to Ryanair's scheduling plan. We also assessed whether the disclosures made were appropriate.

##### **Taxation**

*Refer to page 20 (Audit Committee Report), page 162 (accounting policy) and pages 194 to 196 (financial disclosures),*

*The risk* - Ryanair is headquartered and managed and controlled from Ireland. Nevertheless, Ryanair operates extensively across Europe and North Africa. Airlines' profits on international flights are taxed in the country of residence of the airline which for Ryanair is Ireland. Profits from domestic flights which are flights within one country are taxable in that jurisdiction. In addition to corporate taxes, Ryanair is subject to Value Added Tax ("VAT"), passenger taxes (which are levies on passengers collected by Ryanair and paid to the relevant taxing authority) and taxes on employment. Due to the interplay between tax laws in individual jurisdictions and the nature of the industry whereby operations can begin and end in different jurisdictions, there is significant complexity in determining corporation tax liability, VAT and payroll tax obligations. This risk is further highlighted in the report from the Audit Committee on page 22.

## **Independent Auditor's Report to members of Ryanair Holdings plc (continued)**

### **Opinions and conclusions arising from our audit (continued)**

*Our response* – In this area our audit procedures included, among others:

- Obtaining and inspecting Ryanair's various tax filings in the principal jurisdictions in which it operates and its correspondence with tax authorities.
- Engaging KPMG and other tax specialists, as appropriate, in impacted jurisdictions to assist with our audit of Ryanair's tax obligations.
- Challenging the key assumptions impacting on the critical estimates and judgements made by Ryanair in determining its tax liabilities.
- Assessing whether Ryanair's disclosures set out the risks inherent in the accounting for taxation balances and related contingencies.

#### **4 Our application of materiality and an overview of the scope of our audit**

The materiality for the Group financial statements as a whole was set at €49.0 million (2014: €29.5 million). This has been calculated using a benchmark of the Group's profit before tax for the year from continuing operations which we have determined, in our professional judgment, to be the principal financial consideration for members of the Company in assessing financial performance of the Group.

We report to the Audit Committee all corrected and uncorrected misstatements we identified through our audit with a value in excess of €2.0 million (2014: €1.4 million), in addition to other audit misstatements below that threshold that we believe warranted reporting on qualitative grounds.

Ryanair is headquartered, managed and controlled from Ireland, and the majority of the audit work covering all of the Group's revenues, profit for the year and all of its assets and liabilities is undertaken and performed by an audit team based in Dublin.

#### **5 We have nothing to report in respect of the matters on which we are required to report by exception**

ISAs (UK and Ireland) require that we report to you if, based on the knowledge we acquired during our audit, we have identified information in the annual report that contains a material inconsistency with either that knowledge or the financial statements, a material misstatement of fact, or that is otherwise misleading.

In particular, we are required to report to you if:

- we have identified any inconsistencies between the knowledge we acquired during our audit and the directors' statement that they consider the annual report is fair, balanced and understandable and provides information necessary for shareholders to assess the entity's performance, business model and strategy; or
- the Report from the Audit Committee included in the Corporate Governance Report does not appropriately disclose those matters that we communicated to the audit committee.

The Listing Rules of the Irish Stock Exchange and UK Listing Authority require us to review:

- the directors' statement, set out on page 28, in relation to going concern;
- the part of the Corporate Governance Report on page 15 relating to the Company's compliance with the ten provisions of the UK Corporate Governance Code and the two provisions of the Irish Corporate Governance Annex specified for our review; and
- certain elements of disclosures in the report to shareholders by the Board of Directors' Remuneration Committee.

In addition, the Companies Acts require us to report to you if, in our opinion, the disclosures of directors' remuneration and transactions specified by law are not made.

## **Independent Auditor's Report to members of Ryanair Holdings plc (continued)**

### **Opinions and conclusions arising from our audit (continued)**

#### **6 Our conclusions on other matters on which we are required to report by the Companies Act 2014 are set out below**

We have obtained all the information and explanations which we consider necessary for the purposes of our audit.

The Company statement of financial position is in agreement with the accounting records and, in our opinion, adequate accounting records have been kept by the Company.

In our opinion the information given in the Directors' Report is consistent with the financial statements and the description in the Corporate Governance Statement of the main features of the internal control and risk management systems in relation to the process for preparing the Group financial statements is consistent with the Group financial statements.

#### **7 Our conclusion on other matters on which we are required to report by the Companies Act 2014 is accompanied by another matter – Opinion on Corporate Governance Statement**

SI 83 of 2010 *European Communities (Directive) 2006/46/EC Regulations 2010* has been revoked by the Companies Act 2014 (the Act) without replacing Regulation 5 of those Regulations with an equivalent section in the Act. Section 1373(7) is insufficiently clear to enable us to report. Consequently, we have not reported under the requirements of section 1373(7) of the Act.

If Regulation 5 of SI 83 of 2010 had been included in the Act rather than section 1373(7), then our opinion would have been as set out above, without reference to this matter.

### **Basis of our report, responsibilities and restrictions on use**

As explained more fully in the Directors' Responsibilities Statement set out on page 34, the Directors are responsible for the preparation of the financial statements and for being satisfied that they give a true and fair view. Our responsibility is to audit and express an opinion on the Group and Company financial statements in accordance with applicable law and International Standards on Auditing (ISAs) (UK and Ireland). Those standards require us to comply with the Financial Reporting Council's Ethical Standards for Auditors.

An audit undertaken in accordance with ISAs (UK and Ireland) involves obtaining evidence about the amounts and disclosures in the financial statements sufficient to give reasonable assurance that the financial statements are free from material misstatement, whether caused by fraud or error. This includes an assessment of: whether the accounting policies are appropriate to the Group's circumstances and have been consistently applied and adequately disclosed; the reasonableness of significant accounting estimates made by the Directors; and the overall presentation of the financial statements.

In addition, we read all the financial and non-financial information in the Annual Report to identify material inconsistencies with the audited financial statements and to identify any information that is apparently materially incorrect based on, or materially inconsistent with, the knowledge acquired by us in the course of performing the audit. If we become aware of any apparent material misstatements or inconsistencies we consider the implications for our report.

Whilst an audit conducted in accordance with ISAs (UK and Ireland) is designed to provide reasonable assurance of identifying material misstatements or omissions it is not guaranteed to do so. Rather the auditor plans the audit to determine the extent of testing needed to reduce to an appropriately low level the probability that the aggregate of uncorrected and undetected misstatements does not exceed materiality for the financial statements as a whole. This testing requires us to conduct significant audit work on a broad range of assets, liabilities, income and expense as well as devoting significant time of the most experienced members of the audit team, in particular the engagement partner responsible for the audit, to subjective areas of accounting and reporting.

**Independent Auditor's Report to members of Ryanair Holdings plc (*continued*)**

Our report is made solely to the Company's members, as a body, in accordance with section 391 of the Companies Act 2014. Our audit work has been undertaken so that we might state to the Company's members those matters we are required to state to them in an auditor's report and for no other purpose. To the fullest extent permitted by law, we do not accept or assume responsibility to anyone other than the Company and the Company's members as a body, for our audit work, for this report, or for the opinions we have formed.

*Sean O'Keefe*

**For and on behalf of**

**KPMG**

**Chartered Accountants, Statutory Audit Firm**

*Dublin, Ireland*

***July 24, 2015***



## **Presentation of Financial and Certain Other Information**

As used herein, the term “Ryanair Holdings” refers to Ryanair Holdings plc. The term the “Company” refers to Ryanair Holdings or Ryanair Holdings together with its consolidated subsidiaries, as the context requires. The term “Ryanair” refers to Ryanair Limited, a wholly owned subsidiary of Ryanair Holdings, together with its consolidated subsidiaries, unless the context requires otherwise. The term “fiscal year” refers to the 12-month period ended on March 31 of the quoted year. The term “Ordinary Shares” refers to the outstanding par value 0.635 euro cent per share common stock of the Company. All references to “Ireland” herein are references to the Republic of Ireland. All references to the “U.K.” herein are references to the United Kingdom and all references to the “United States” or “U.S.” herein are references to the United States of America. References to “U.S. dollars,” “dollars,” “\$” or “U.S. cents” are to the currency of the United States, references to “U.K. pound sterling,” “U.K. £” and “£” are to the currency of the U.K. and references to “€,” “euro,” “euros” and “euro cent” are to the euro, the common currency of eighteen member states of the European Union (the “EU”), including Ireland. Various amounts and percentages set out in this annual report on Form 20-F have been rounded and accordingly may not total.

The Company owns or otherwise has rights to the trademark Ryanair® in certain jurisdictions. See “Item 4. Information on the Company—Trademarks.” This report also makes reference to trade names and trademarks of companies other than the Company.

The Company publishes its annual and interim consolidated financial statements in accordance with International Financial Reporting Standards as issued by the International Accounting Standards Board (“IASB”). Additionally, in accordance with its legal obligation to comply with the International Accounting Standards Regulation (EC 1606 (2002)), which applies throughout the EU, the consolidated financial statements of the Company must comply with International Financial Reporting Standards as adopted by the EU. Accordingly, the Company’s consolidated financial statements and the selected financial data included herein comply with International Financial Reporting Standards as issued by the IASB and also International Financial Reporting Standards as adopted by the EU, in each case as in effect for the year ended and as of March 31, 2015 (collectively referred to as “IFRS” throughout).

The Company publishes its consolidated financial statements in euro. Solely for the convenience of the reader, this report contains translations of certain euro amounts into U.S. dollars at specified rates. These translations should not be construed as representations that the converted amounts actually represent such U.S. dollar amounts or could be converted into U.S. dollars at the rates indicated or at any other rate. Unless otherwise indicated, such U.S. dollar amounts have been translated from euro at a rate of €1.00 = \$1.3777, or \$1.00 = €0.7258, the official rate published by the U.S. Federal Reserve Board in its weekly “H.10” release (the “Federal Reserve Rate”) on March 31, 2015. The Federal Reserve Rate for euro on July 24, 2015 was €1.00 = \$1.0976 or \$1.00 = €0.9111. See “Item 3. Key Information—Exchange Rates” for information regarding historical rates of exchange relevant to the Company, and “Item 5. Operating and Financial Review and Prospects” and “Item 11. Quantitative and Qualitative Disclosures About Market Risk” for a discussion of the effects of changes in exchange rates on the Company.

### **Cautionary Statement Regarding Forward-Looking Information**

Except for the historical statements and discussions contained herein, statements contained in this report constitute “forward-looking statements” within the meaning of Section 27A of the U.S. Securities Act of 1933, as amended (the “Securities Act”), and Section 21E of the U.S. Securities Exchange Act of 1934, as amended (the “Exchange Act”). Forward-looking statements may include words such as “expect,” “estimate,” “project,” “anticipate,” “should,” “intend,” and similar expressions or variations on such expressions. Any filing made by the Company with the U.S. Securities and Exchange Commission (the “SEC”) may include forward-looking statements. In addition, other written or oral statements which constitute forward-looking statements have been made and may in the future be made by or on behalf of the Company, including statements concerning its future operating and financial performance, the Company’s share of new and existing markets, general industry and economic trends and the Company’s performance relative thereto and the Company’s expectations as to requirements for capital expenditures and regulatory matters. The Company’s business is to provide a low-fares airline service in Europe, and its outlook is predominately based on its interpretation of what it considers to be the key economic factors affecting that business and the European economy. Forward-looking statements with regard to the Company’s business rely on a number of assumptions concerning future events and are subject to a number of uncertainties and other factors, many of which are outside the Company’s control, that could cause actual results to differ materially from such statements. It is not reasonably possible to itemize all of the many factors and specific events that could affect the outlook and results of an airline operating in the European economy. Among the factors that are subject to change and could significantly impact Ryanair’s expected results are the airline pricing environment, fuel costs, competition from new and existing carriers, market prices for replacement aircraft and aircraft maintenance services, aircraft availability, costs associated with environmental, safety and security measures, terrorist attacks, actions of the Irish, U.K., EU and other governments and their respective regulatory agencies, fluctuations in currency exchange rates and interest rates, changes to the structure of the euro, airport handling and access charges, litigation, labor relations, the economic environment of the airline industry, the general economic environment in Ireland, the U.K. and elsewhere in Europe, the general willingness of passengers to travel, flight interruptions caused by volcanic ash emissions or other atmospheric disruptions, factors affecting the value of Ryanair’s investment in Aer Lingus Group plc and other factors discussed herein. The Company disclaims any obligation to update or revise any forward-looking statements, whether as a result of new information, future events or otherwise.

## TABLE OF CONTENTS

**Page**

### PART I

Item 1.	Identity of Directors, Senior Management and Advisers .....	45
Item 2.	Offer Statistics and Expected Timetable .....	45
Item 3.	Key Information.....	45
	The Company .....	45
	Selected Financial Data .....	46
	Exchange Rates .....	48
	Selected Operating and Other Data .....	50
	Risk Factors.....	51
Item 4.	Information on the Company .....	68
	Introduction.....	68
	Strategy .....	69
	Route System, Scheduling and Fares .....	73
	Marketing and Advertising.....	74
	Reservations on Ryanair.Com.....	75
	Aircraft.....	75
	Ancillary Services .....	77
	Maintenance and Repairs .....	78
	Safety Record .....	80
	Airport Operations .....	81
	Fuel .....	83
	Insurance .....	84
	Facilities .....	85
	Trademarks.....	86
	Government Regulation .....	87
	Description of Property .....	93
Item 4A.	Unresolved Staff Comments .....	93
Item 5.	Operating and Financial Review and Prospects .....	94
	History.....	94
	Business Overview.....	94
	Recent Operating Results.....	98
	Critical Accounting Policies.....	99
	Results of Operations .....	101
	Fiscal Year 2015 Compared with Fiscal Year 2014.....	101
	Fiscal Year 2014 Compared with Fiscal Year 2013.....	104
	Seasonal Fluctuations .....	107
	Recently Issued Accounting Standards .....	107
	Liquidity and Capital Resources .....	108
	Off-Balance Sheet Transactions.....	113
	Trend Information .....	113
	Inflation .....	113
Item 6.	Directors, Senior Management and Employees .....	114
	Directors.....	114
	Executive Officers.....	119
	Compensation of Directors and Executive Officers .....	120
	Staff and Labor Relations.....	121
Item 7.	Major Shareholders and Related Party Transactions.....	122
	Major Shareholders .....	122
	Related Party Transactions.....	123

Item 8.	Financial Information .....	123
	Consolidated Financial Statements .....	123
	Other Financial Information .....	123
	Significant Changes .....	131
Item 9.	The Offer and Listing .....	132
	Trading Markets and Share Prices .....	132
Item 10.	Additional Information .....	135
	Description of Capital Stock .....	135
	Options to Purchase Securities from Registrant or Subsidiaries .....	135
	Articles of Association .....	136
	Material Contracts .....	137
	Exchange Controls .....	138
	Limitations On Share Ownership By Non-EU Nationals .....	138
	Taxation .....	140
	Documents on Display .....	145
Item 11.	Quantitative and Qualitative Disclosures About Market Risk .....	146
	General .....	146
	Fuel Price Exposure and Hedging .....	146
	Foreign Currency Exposure and Hedging .....	147
	Interest Rate Exposure and Hedging .....	149
Item 12.	Description of Securities Other than Equity Securities .....	150

## PART II

Item 13.	Defaults, Dividend Arrearages and Delinquencies .....	150
Item 14.	Material Modifications to the Rights of Security Holders and Use of Proceeds .....	151
Item 15.	Controls and Procedures .....	151
	Disclosure Controls and Procedures .....	151
	Management's Annual Report on Internal Control Over Financial Reporting .....	152
	Changes in Internal Control Over Financial Reporting .....	153
Item 16.	Reserved .....	153
Item 16A.	Audit Committee Financial Expert .....	153
Item 16B.	Code of Ethics .....	153
Item 16C.	Principal Accountant Fees and Services .....	153
Item 16D.	Exemptions from the Listing Standards for Audit Committees .....	154
Item 16E.	Purchases of Equity Securities by the Issuer and Affiliated Purchasers .....	154
Item 16F.	Change in Registrant's Certified Accountant .....	154
Item 16G.	Corporate Governance .....	154
Item 16H.	Mine Safety Disclosure .....	155

## PART III

Item 17.	Financial Statements .....	155
Item 18.	Financial Statements .....	155

## **PART I**

### **Item 1. *Identity of Directors, Senior Management and Advisers***

Not applicable.

### **Item 2. *Offer Statistics and Expected Timetable***

Not applicable.

### **Item 3. *Key Information***

## **THE COMPANY**

Ryanair operates an ultra-low fare, scheduled airline serving short-haul, point-to-point routes largely in Europe from 72 bases to airports across Europe, which together are referred to as “Ryanair’s bases.” For a list of these bases, see “Item 4. Information on the Company—Route System, Scheduling and Fares.” Ryanair pioneered the low-fares air travel model in Europe in the early 1990s. As of June 30, 2015, the Company offered over 1,600 short-haul flights per day serving approximately 190 airports largely across Europe, with a fleet of more than 315 Boeing 737-800 aircraft and six additional leased aircraft acquired on short term leases for summer of 2015 to provide extra capacity. The Company also holds a 29.8% interest in Aer Lingus Group plc (“Aer Lingus”), which it has acquired through market purchases following Aer Lingus’ partial privatization in 2006. Ryanair’s attempts to acquire the entire share capital of Aer Lingus have been blocked by the European authorities, with the latest ruling currently under appeal by Ryanair. On July 10, 2015, Ryanair confirmed that the Board of Ryanair Holdings voted unanimously to accept the IAG offer for Ryanair’s 29.8% shareholding in Aer Lingus Group plc, subject to that offer receiving merger clearance from the European Commission (which was subsequently granted on July 15, 2015). For additional information, see “Item 8. Financial Information—Other Financial Information—Legal Proceedings—Matters Related to Investment in Aer Lingus.” A detailed description of the Company’s business can be found in “Item 4. Information on the Company.”

## SELECTED FINANCIAL DATA

The following tables set forth certain of the Company's selected consolidated financial information as of and for the periods indicated, financial information presented in euro in the table below has been derived from the consolidated financial statements that are prepared in accordance with IFRS. The financial information for fiscal 2015 has been translated from euro to US\$ using the Federal Reserve Rate on March 31, 2015. This information should be read in conjunction with: (i) the audited consolidated financial statements of the Company and related notes thereto included in Item 18 and (ii) "Item 5. Operating and Financial Review and Prospects."

### Income Statement Data:

	Fiscal year ended March 31,					
	2015(a)	2015	2014	2013	2012	2011
	(in millions, except per-Ordinary Share data)					
Total operating revenues.....	\$6,073.0	€5,654.0	€5,036.7	€4,884.0	€4,390.2	€3,629.5
Total operating expenses .....	\$(4,952.8)	€(4,611.1)	€(4,378.1)	€(4,165.8)	€(3,707.0)	€(3,141.3)
Operating income .....	\$1,120.2	€1,042.9	€658.6	€718.2	€683.2	€488.2
Net interest (expense) .....	\$(60.5)	€(56.3)	€(66.7)	€(71.9)	€(64.9)	€(66.7)
Other non-operating (expense) income..	\$(4.5)	€(4.2)	€(0.5)	€4.6	€14.7	€(0.6)
Profit before taxation .....	\$1,055.2	€982.4	€591.4	€650.9	€633.0	€420.9
Tax expense on profit on ordinary activities.....	\$(124.3)	€(115.7)	€(68.6)	€(81.6)	€(72.6)	€(46.3)
Profit after taxation.....	\$930.9	€866.7	€522.8	€569.3	€560.4	€374.6
Ryanair Holdings basic earnings per Ordinary Share (U.S. cents)/(euro cent) .....	\$67.23	€62.59	€36.96	€39.45	€38.03	€25.21
Ryanair Holdings diluted earnings per Ordinary Share (U.S. cents)/(euro cent) .....	\$67.09	€62.46	€36.86	€39.33	€37.94	€25.14
Ryanair Holdings dividend paid per Ordinary Share (U.S. cents)/(euro cent) .....	\$40.28	€37.50	n/a	€34.00	n/a	€33.57

### Balance Sheet Data:

	As of March 31,					
	2015(a)	2015	2014	2013	2012	2011
	(in millions)					
Cash and cash equivalents .....	\$1,272.4	€1,184.6	€1,730.1	€1,240.9	€2,708.3	€2,028.3
Total assets .....	\$13,088.3	€12,185.4	€8,812.1	€8,943.0	€9,001.0	€8,596.0
Long-term debt, including capital lease obligations .....	\$4,760.0	€4,431.6	€3,083.6	€3,498.3	€3,625.2	€3,649.4
Shareholders' equity .....	\$4,334.1	€4,035.1	€3,285.8	€3,272.6	€3,306.7	€2,953.9
Issued share capital .....	\$9.3	€8.7	€8.8	€9.2	€9.3	€9.5
Weighted Average Number of Ordinary Shares.....	1,384.7	1,384.7	1,414.6	1,443.1	1,473.7	1,485.7

**Cash Flow Statement Data:**

	Fiscal year ended March 31,					
	2015(a)	2015	2014	2013	2012	2011
	(in millions)					
Net cash inflow from operating activities ...	\$1,814.6	€1,689.4	€1,044.6	€1,023.5	€1,020.3	€786.3
Net cash (outflow)/inflow from investing activities.....	\$(3,102.2)	€(2,888.2)	€300.7	€(1,821.5)	€(185.4)	€(474.0)
Net cash inflow/(outflow) from financing activities.....	\$701.7	€653.3	€(856.1)	€(669.4)	€(154.9)	€238.1
(Decrease)/increase in cash and cash equivalents.....	\$(585.9)	€(545.5)	€489.2	€(1,467.4)	€680.0	€550.4

(a) Dollar amounts are initially measured in euro in accordance with IFRS and then translated to U.S.\$ solely for convenience at the Federal Reserve Rate on March 31, 2015, of €1.00 = \$1.0741 or \$1.00 = €0.9310

## EXCHANGE RATES

The following table sets forth, for the periods indicated, certain information concerning the exchange rate between: (i) the U.S. dollar and the euro; (ii) the U.K. pound sterling and the euro; and (iii) the U.K. pound sterling and the U.S. dollar. Such rates are provided solely for the convenience of the reader and are not necessarily the rates used by the Company in the preparation of its consolidated financial statements included in Item 18. No representation is made that any of such currencies could have been, or could be, converted into any other of such currencies at such rates or at any other rate.

### *U.S. dollars per €1.00(a)*

<b><u>Year ended December 31,</u></b>	<b><u>End of Period</u></b>	<b><u>Average (b)</u></b>	<b><u>Low</u></b>	<b><u>High</u></b>
2010 .....	1.336	1.326	—	—
2011 .....	1.296	1.392	—	—
2012 .....	1.319	1.291	—	—
2013 .....	1.378	1.328	—	—
2014 .....	1.210	1.330		
<b><u>Month ended</u></b>				
January 31, 2015 .....	—	—	1.128	1.202
February 28, 2015 .....	—	—	1.120	1.146
March 31, 2015 .....	—	—	1.052	1.121
April 30, 2015 .....	—	—	1.058	1.117
May 31, 2015 .....	—	—	1.088	1.143
June 30, 2015 .....	—	—	1.091	1.140
Period ended July 24, 2015 .....	—	—	1.085	1.115

### *U.K. pounds sterling per €1.00(c)*

<b><u>Year ended December 31,</u></b>	<b><u>End of Period</u></b>	<b><u>Average (b)</u></b>	<b><u>Low</u></b>	<b><u>High</u></b>
2010 .....	0.857	0.858	—	—
2011 .....	0.836	0.868	—	—
2012 .....	0.811	0.811	—	—
2013 .....	0.830	0.849	—	—
2014 .....	0.776	0.806		
<b><u>Month ended</u></b>				
January 31, 2015 .....	—	—	0.745	0.785
February 28, 2015 .....	—	—	0.725	0.757
March 31, 2015 .....	—	—	0.706	0.737
April 30, 2015 .....	—	—	0.713	0.736
May 31, 2015 .....	—	—	0.707	0.744
June 30, 2015 .....	—	—	0.709	0.735
Period ended July 24, 2015 .....	—	—	0.694	0.721



***U.K. pounds sterling per U.S.\$1.00(d)***

<b><u>Year ended December 31,</u></b>	<b><u>End of Period</u></b>	<b><u>Average (b)</u></b>	<b><u>Low</u></b>	<b><u>High</u></b>
2010.....	0.641	0.647	—	—
2011.....	0.645	0.624	—	—
2012.....	0.615	0.628	—	—
2013.....	0.603	0.639	—	—
2014.....	0.642	0.607		
<b><u>Month ended</u></b>				
January 31, 2015 .....	—	—	0.651	0.666
February 28, 2015 .....	—	—	0.645	0.665
March 31, 2015 .....	—	—	0.650	0.681
April 30, 2015 .....	—	—	0.646	0.683
May 31, 2015 .....	—	—	0.634	0.661
June 30, 2015 .....	—	—	0.630	0.658
Period ended July 24, 2015 .....	—	—	0.640	0.651

---

(a) Based on the Federal Reserve Rate for euro.

(b) The average of the relevant exchange rates on the last business day of each month during the relevant period.

(c) Based on the composite exchange rate as quoted at 5 p.m., New York time, by Bloomberg/Reuters.

(d) Based on the Federal Reserve Rate for U.K. pound sterling.

As of July 24, 2015, the exchange rate between the U.S. dollar and the euro was €1.00 = \$1.0976, or \$1.00 = €0.9111; the exchange rate between the U.K. pound sterling and the euro was U.K. £1.00 = €1.4130, or €1.00 = U.K. £0.7077; and the exchange rate between the U.K. pound sterling and the U.S. dollar was U.K. £1.00 = \$1.5514, or \$1.00 = U.K. £0.6446. For a discussion of the impact of exchange rate fluctuations on the Company's results of operations, see "Item 11. Quantitative and Qualitative Disclosures About Market Risk."

## SELECTED OPERATING AND OTHER DATA

The following tables set forth certain operating data of Ryanair for each of the fiscal years shown. Such data are derived from the Company's consolidated financial statements prepared in accordance with IFRS and certain other data, and are not audited. For definitions of the terms used in this table, see the Glossary in Appendix A.

Operating Data:	Fiscal Year ended March 31,				
	2015	2014	2013	2012	2011
Operating Margin .....	18%	13%	15%	14%	14%
Break-even Load Factor .....	72%	72%	70%	70%	72%
Avg. Booked Passenger Fare (€) .....	47.05	46.40	48.20	45.36	39.24
Ancillary Rev. per Booked Passenger (€) .....	15.39	15.27	13.43	11.69	11.12
Cost Per Booked Passenger (€).....	50.92	53.61	52.56	48.90	43.59
Avg. Fuel Cost per U.S. Gallon (€) .....	2.34	2.45	2.38	2.07	1.76

Other Data:	Fiscal Year ended March 31,				
	2015	2014	2013	2012	2011
Revenue Passengers Booked .....	90,555,521	81,668,285	79,256,253	75,814,551	72,062,659
Booked Passenger Load Factor .....	88%	83%	82%	82%	83%
Average Sector Length (miles).....	776	788	754	771	727
Sectors Flown .....	545,034	524,765	512,765	489,759	463,460
Number of Airports Served at Period End .....	189	186	167	159	158
Average Daily Flight Hour Utilization (hours).....	9.03	8.81	8.24	8.47	8.36
Staff at Period End.....	9,394	8,992	9,137	8,388	8,560
Staff per Aircraft at Period End .....	31	30	30	30	31
Booked Passengers per Staff at Period End .....	9,640	9,082	8,674	9,038	8,418

## RISK FACTORS

### *Risks Related to the Company*

*Changes in Fuel Costs and Availability Affect the Company's Results.* Jet fuel costs are subject to wide fluctuations as a result of many economic and political factors and events occurring throughout the world that Ryanair can neither control nor accurately predict, including increases in demand, sudden disruptions in supply and other concerns about global supply, as well as market speculation. While oil prices increased substantially in fiscal years 2012, 2013 and 2014, they reduced significantly in the second half of fiscal 2015 and currently remain at these lower levels. As international prices for jet fuel are denominated in U.S. dollars, Ryanair's fuel costs are also subject to certain exchange rate risks. Substantial price increases, adverse exchange rates, or the unavailability of adequate fuel supplies, including, without limitation, any such events resulting from international terrorism, prolonged hostilities in the Middle East or other oil-producing regions or the suspension of production by any significant producer, may adversely affect Ryanair's profitability. In the event of a fuel shortage resulting from a disruption of oil imports or otherwise, additional increases in fuel prices or a curtailment of scheduled services could result.

Ryanair has historically entered into arrangements providing for substantial protection against fluctuations in fuel prices, generally through forward contracts covering periods of up to 18 months of anticipated jet fuel requirements. As of July 24, 2015, Ryanair had entered into forward jet fuel (jet kerosene) contracts covering approximately 90% of its estimated requirements for the fiscal year ending March 31, 2016 at prices equivalent to approximately \$910 per metric ton. In addition, as of July 24, 2015, Ryanair had entered into forward jet fuel (jet kerosene) contracts covering approximately 70% of its estimated requirements for the fiscal year ending March 31, 2017 at prices equivalent to approximately \$657 per metric ton. Ryanair is exposed to risks arising from fluctuations in the price of fuel, and movements in the euro/U.S. dollar exchange rate because of the limited nature of its hedging program, especially in light of the recent volatility in the relevant currency and commodity markets. Any further movements in fuel costs could have a material adverse effect on Ryanair's financial performance. In addition, any further strengthening of the U.S. dollar against the euro could have an adverse effect on the cost of buying fuel in euro. As of July 24, 2015, Ryanair had hedged approximately 90% of its forecasted fuel-related dollar purchases against the euro at a rate of approximately \$1.33 per euro for the fiscal year ending March 31, 2016 and approximately 90% of its forecasted fuel related dollar purchases against the euro at a rate of approximately \$1.19 per euro for the fiscal year ending March 31, 2017.

No assurances whatsoever can be given about trends in fuel prices, and average fuel prices for future years may be significantly higher than current prices. Management estimates that every \$10 movement in the price of a metric ton of jet fuel will impact Ryanair's costs by approximately €2.5 million, taking into account Ryanair's hedging program for the 2016 fiscal year. There can be no assurance, however, in this regard, and the impact of fuel prices on Ryanair's operating results may be more or less pronounced. There also cannot be any assurance that Ryanair's current or any future arrangements will be adequate to protect Ryanair from increases in the price of fuel or that Ryanair will not incur losses due to high fuel prices, either alone or in combination with other factors. Because of Ryanair's low fares and its no-fuel-surcharges policy, as well as Ryanair's expansion plans, which could have a negative impact on yields, its ability to pass on increased fuel costs to passengers through increased fares or otherwise is somewhat limited. Moreover, the expansion of Ryanair's fleet from September 2014 onwards has resulted and will likely continue to result in an increase, in absolute terms, in Ryanair's aggregate fuel costs.

*Ryanair Has Seasonally Grounded Aircraft.* In recent years, in response to high fuel prices, typically lower winter traffic and yields and higher airport charges and/or taxes, Ryanair has adopted a policy of grounding a certain portion of its fleet during the winter months (from November to March). In the winter of fiscal year 2015, Ryanair grounded approximately 50 aircraft (down from 70 in fiscal year 2014) and the Company intends to again ground approximately 50 aircraft in fiscal 2016. Ryanair's policy of seasonally grounding aircraft presents some risks. While Ryanair seeks to implement its seasonal grounding policy in a way that will allow it to reduce losses by operating flights during periods of high oil prices to high cost airports at low winter yields, there can be no assurance that this strategy will be successful.

Additionally, Ryanair's growth has been largely dependent on increasing summer capacity, and decreasing winter capacity, which may affect the overall future growth of Ryanair. Furthermore, while seasonal grounding does reduce Ryanair's variable operating costs, it does not avoid fixed costs such as aircraft ownership costs, and it also decreases Ryanair's potential to earn ancillary revenues. Decreasing the number and frequency of flights may also negatively affect Ryanair's labor relations, including its ability to attract flight personnel only interested in year round employment. Such risks could lead to negative effects on Ryanair's financial condition and/or results of operations.

*Ryanair May Not Achieve All of the Expected Benefits of its Recent Strategic Initiatives.* Ryanair is in the process of implementing a series of strategic initiatives that are expected to have a significant impact on its business. Among other things, these initiatives include scheduling more flights to primary airports, selling flights via corporate travel agents on global distribution systems ("GDS"), a higher marketing spend, and adjusting the airline's yield management strategy with the goal of increasing load factors. In fiscal years 2014 and 2015, Ryanair announced a series of customer-experience related initiatives under its "Always Getting Better" customer experience program, including a new easier-to-navigate website with a fare finder facility, a mobile app, reduced penalty fees, more customer-friendly baggage allowances, 24 hour grace periods to correct minor booking errors, the introduction of allocated seating for all passengers and family, business traveler and group booking facilities. For additional information on these initiatives, see "Item 4. Information on the Company —Strategy". Although customer reaction to the measures has so far been positive and management expects these initiatives to be accretive to the Company's results over time, no assurance can be given that the financial impact of the initiatives will be positive, particularly in the short to medium term. In particular, certain of the strategic initiatives may have the effect of increasing certain of the Company's costs (including airport fees and marketing expenses) while reducing ancillary revenues previously earned from website sales and from various penalty fees and charges. Although the Company expects that revenues from allocated seating will offset the reduction in ancillary revenues, there can be no assurance that this will occur. Factors beyond Ryanair's control, including but not limited to customer acceptance, competitive reactions, market and economic conditions and other challenges described in this report could limit Ryanair's ability to achieve some or all of the expected benefits of these initiatives. A relatively minor shortfall from expected revenue levels (or increase in expected costs) could have a material adverse effect on the Company's growth or financial performance.

*Currency Fluctuations Affect the Company's Results.* Although the Company is headquartered in Ireland, a significant portion of its operations are conducted in the U.K. Consequently, the Company has significant operating revenues and operating expenses, as well as assets and liabilities, denominated in U.K. pounds sterling. In addition, fuel, aircraft, insurance, and some maintenance obligations are denominated in U.S. dollars. The Company's operations and financial performance can therefore be significantly affected by fluctuations in the values of the U.K. pound sterling and the U.S. dollar. Ryanair is particularly vulnerable to direct exchange rate risks between the euro and the U.S. dollar because a significant portion of its operating costs are incurred in U.S. dollars and none of its revenues are denominated in U.S. dollars.

Although the Company engages in foreign currency hedging transactions between the euro and the U.S. dollar, between the euro and the U.K. pound sterling, and between the U.K. pound sterling and the U.S. dollar, hedging activities cannot be expected to eliminate currency risks. See "Item 11. Quantitative and Qualitative Disclosures About Market Risk."

*The Company May Not Be Successful in Increasing Fares to Cover Rising Business Costs.* Ryanair operates a low-fares airline. The success of its business model depends on its ability to control costs so as to deliver low fares while at the same time earning a profit. Ryanair has limited control over its fuel costs and already has comparatively low operating costs. In periods of high fuel costs, if Ryanair is unable to further reduce its other operating costs or generate additional revenues, operating profits are likely to fall. Furthermore, as part of its change in marketing and airport strategy, the Company will expect increased marketing and advertising costs along with higher airport charges due to the increasing number of primary airports to which it operates. Ryanair cannot offer any assurances regarding its future profitability. Changes in fuel costs and availability could have a material adverse impact on Ryanair's results. See "—The Company Faces Significant Price and Other Pressures in a Highly Competitive Environment" below and "—Changes in Fuel Costs and Availability Affect the Company's Results" above.

*The Company is Subject to Legal Proceedings Alleging State Aid at Certain Airports.* Formal investigations are ongoing by the European Commission into Ryanair's agreements with the Lübeck, Klagenfurt, Paris (Beauvais), La Rochelle, Carcassonne, Cagliari, Girona and Reus airports. The investigations seek to determine whether the agreements constitute illegal state aid under EU law. The investigations are expected to be completed in mid to late 2015, with the European Commission's decisions being appealable to the EU General Court. Between 2010 and 2014, investigations into Ryanair's agreements with the Bratislava, Tampere, Marseille, Berlin (Schönefeld), Aarhus, Dusseldorf (Weeze), Brussels (Charleroi), Frankfurt (Hahn), Alghero and Stockholm (Västerås) airports concluded with findings that these agreements contained no state aid. In 2014, the European Commission announced findings of state aid to Ryanair in its arrangements with Pau, Nîmes, Angoulême, Altenburg and Zweibrücken airports, ordering Ryanair to repay a total of approximately €10.4 million of alleged state aid. Ryanair has appealed to the EU General Court the decisions in the Angoulême and Pau cases, and is currently preparing appeals of the remaining 'aid' decisions. These appeal proceedings are expected to take between two and four years. In addition to the European Commission investigations, Ryanair is facing allegations that it has benefited from unlawful state aid in a number of national court cases, including in relation to its arrangements with Frankfurt (Hahn) and Lübeck airports. Adverse rulings in the above state aid matters could be used as precedents by competitors to challenge Ryanair's agreements with other publicly owned airports and could cause Ryanair to strongly reconsider its growth strategy in relation to public or state-owned airports across Europe. This could in turn lead to a scaling-back of Ryanair's overall growth strategy due to the smaller number of privately owned airports available for development.

On July 25, 2012, the European Commission decided that Ryanair, along with Aer Lingus Group plc ("Aer Lingus") and Aer Arann, had been in receipt of unlawful state aid from the Irish government as a result of being an identified beneficiary of the two-tier air travel tax in place for flights departing from Irish airports between March 2009 and March 2011. Ryanair was the original complainant to the European Commission, alleging that the air travel tax favored Aer Arann and Aer Lingus. Ryanair appealed the decision of the European Commission to the EU General Court on November 14, 2012. On February 5, 2015, the EU General Court partially annulled the European Commission's 2012 decision and held that the actual quantum of aid depended on the extent of pass-through of the "tax reduction" to passengers. Both Ryanair and the Commission have appealed the EU General Court's decision to the European Court of Justice. In addition, Ryanair has submitted a response to the European Commission's appeal, in support of certain findings of the EU General Court. On the basis of the European Commission's 2012 decision, the Irish State was obliged to recover the alleged unlawful state aid from Ryanair before the Irish courts, and initiated its claim in April 2013. The Irish State was seeking approximately €12 million plus interest from Ryanair in those proceedings. Following the EU General Court's partial annulment of the European Commission's decision, Ryanair applied for the Government's claim to be struck out. In April 2015, both the Irish State's case and Ryanair's application to have it struck out were stayed pending the outcome of the appeal to the European Court of Justice. Ryanair's proceedings, initiated in July 2012, before the Irish courts for recovery of the entire amount of the air travel tax paid during the period March 2009 – March 2011 on the basis of the two-tier nature of the tax being unlawful under EU law are pending.

No assurance can be given as to the outcome of these legal proceedings, nor as to whether any unfavorable outcomes may, individually or in the aggregate, have an adverse effect on the results of operations or financial condition of Ryanair.

For additional information, please see "Item 8. Financial Information—Other Financial Information—Legal Proceedings."

*The Company Faces Significant Price and Other Pressures in a Highly Competitive Environment.* Ryanair operates in a highly competitive marketplace, with a number of low-fare, traditional and charter airlines competing throughout its route network. Airlines compete primarily in respect of fare levels, frequency and dependability of service, name recognition, passenger amenities (such as access to frequent flyer programs), and the availability and convenience of other passenger services. Unlike Ryanair, certain competitors are state-owned or state-controlled flag carriers and in some cases may have greater name recognition and resources and may have received, or may receive in the future, significant amounts of subsidies and other state aid from their respective governments. In addition, the EU-U.S. Open Skies Agreement, which came into effect in March 2008, allows U.S. carriers to offer services in the intra-EU market, which could eventually result in increased competition in the EU market. See "Item 4. Information on the Company—Government Regulation—Liberalization of the EU Air Transportation Market."

The airline industry is highly susceptible to price discounting, in part because airlines incur very low marginal costs for providing service to passengers occupying otherwise unsold seats. Both low-fare and traditional airlines sometimes offer low fares in direct competition with Ryanair across a significant proportion of its route network as a result of the liberalization of the EU air transport market and greater public acceptance of the low-fares model. The recent decrease in fuel prices may enable weaker, unhedged, airlines to pass through fuel savings via lower fares. While Ryanair is hedged at levels that are expected to deliver unit cost savings over the next two fiscal years, it is hedged at prices that are above the current spot prices. There is no guarantee that lower fuel prices will not lead to greater price competition and encourage new entrants to the market in the short to medium term.

Although Ryanair intends to compete vigorously and to assert its rights against any predatory pricing or other similar conduct, price competition among airlines could reduce the level of fares and/or passenger traffic on Ryanair's routes to the point where profitability may not be achievable.

In addition to traditional competition among airline companies and charter operators who have entered the low-fares market, the industry also faces competition from ground transportation (including high-speed rail systems) and sea transportation alternatives, as businesses and recreational travelers seek substitutes for air travel.

*The Company Will Incur Significant Costs Acquiring New Aircraft and Any Instability in the Credit and Capital Markets Could Negatively Impact Ryanair's Ability to Obtain Financing on Acceptable Terms.* Ryanair's continued growth is dependent upon its ability to acquire additional aircraft to meet additional capacity needs and to replace older aircraft. Ryanair had over 315 aircraft in its principle fleet by June 30, 2015 and has ordered an additional 372 new aircraft (a mix of new Boeing 737-800 next generation aircraft and 737-MAX-200 aircraft) for delivery during fiscal 2016 to fiscal 2024 pursuant to contracts with the Boeing Company (the "2013 Boeing Contract" and "2014 Boeing Contract"). Ryanair expects to have approximately 520 operating aircraft in its fleet by March 31, 2024, depending on the level of lease returns/disposals. For additional information on the Company's aircraft fleet and expansion plans, see "Item 4. Information on the Company—Aircraft" and "Item 5. Operating and Financial Review and Prospects—Liquidity and Capital Resources." There can be no assurance that this planned expansion will not outpace the growth of passenger traffic on Ryanair's routes or that traffic growth will not prove to be greater than the expanded fleet can accommodate. In either case, such developments could have a material adverse effect on the Company's business, results of operations, and financial condition.

As a result of the 2013 Boeing Contract and 2014 Boeing Contract, the Company is expected to raise substantial debt financing to cover all of the expected aircraft deliveries over the period from September 2014 to November 2023, including Ryanair's issuance of €850.0 million in 1.875% unsecured eurobonds with a 7 year tenor in June 2014 and issuance of €850.0 million in 1.125% unsecured eurobonds with an 8 year tenor in March 2015 that are both guaranteed by Ryanair Holdings. Furthermore, Ryanair's ability to raise unsecured or secured debt to pay for aircraft as they are delivered is subject to various conditions imposed by the counterparties and debt markets to such loan facilities and related loan guarantees, and any future financing is expected to be subject to similar conditions. Any failure by Ryanair to comply with such conditions would have a material adverse effect on its operations and financial condition.

Using the debt capital markets to finance the Company and the 2013 and 2014 Boeing Contracts requires the Company to retain its investment grade credit ratings, (the Company has a BBB+ (stable) credit rating from S&P and a BBB+ (stable) credit rating from Fitch Ratings). There is a risk that the Company will be unable, or unwilling, to access these markets if it is downgraded or is unable to retain its investment grade credit ratings and this could lead to a higher cost of finance for Ryanair.

Ryanair has also entered into significant derivative transactions intended to hedge its current aircraft acquisition-related debt obligations. These derivative transactions expose Ryanair to certain risks and could have adverse effects on its results of operations and financial condition. See "Item 11. Quantitative and Qualitative Disclosures About Market Risk."

*The Company's Growth May Expose It to Risks.* Ryanair's operations have grown rapidly since it pioneered the low-fares operating model in Europe in the early 1990s. Ryanair intends to continue to expand its fleet and add new destinations and additional flights, with the goal of increasing Ryanair's booked passenger volumes to approximately 160.0 million passengers per annum by March 31, 2024, an increase of approximately 77% from the approximately 90.6 million passengers booked in the 2015 fiscal year. However, no assurance can be given that this target will be met. If growth in passenger traffic and Ryanair's revenues do not keep pace with the planned expansion of its fleet, Ryanair could suffer from overcapacity and its results of operations and financial condition (including its ability to fund scheduled purchases of the new aircraft and related debt repayments) could be materially adversely affected.

The continued expansion of Ryanair's fleet and operations, at a rate lower than in previous years (although in absolute terms it may be higher), combined with other factors, may also strain existing management resources and related operational, financial, management information and information technology systems. Expansion will generally require additional skilled personnel, equipment, facilities and systems. An inability to hire skilled personnel or to secure required equipment and facilities efficiently and in a cost-effective manner may adversely affect Ryanair's ability to achieve its growth plans and sustain or increase its profitability.

*Ryanair's New Routes and Expanded Operations May Have an Adverse Financial Impact on its Results.* Currently, a substantial number of carriers operate routes that compete with Ryanair, and the Company expects to face further intense competition.

When Ryanair commences new routes, its load factors and fares tend to be lower than those on its established routes and its advertising and other promotional costs tend to be higher, which may result in initial losses that could have a material negative impact on Ryanair's results of operations as well as require a substantial amount of cash to fund. In addition, there can be no assurance that Ryanair's low-fares service will be accepted on new routes. Ryanair also periodically runs special promotional fare campaigns, in particular in connection with the opening of new routes. Promotional fares may have the effect of increasing load factors and reducing Ryanair's yield and passenger revenues on such routes during the periods that they are in effect. Ryanair has other significant cash needs as it expands, including the cash required to fund aircraft purchases or aircraft deposits related to the acquisition of additional Boeing 737-800 and Boeing 737-MAX-200 series aircraft. There can be no assurance that Ryanair will have sufficient cash to make such expenditures and investments, and to the extent Ryanair is unable to expand its route system successfully, its future revenue and earnings growth will in turn be limited. See "—The Company Will Incur Significant Costs Acquiring New Aircraft and Any Instability in the Credit and Capital Markets Could Negatively Impact Ryanair's Ability to Obtain Financing on Acceptable Terms" above.

*Ryanair's Continued Growth is Dependent on Access to Suitable Airports; Charges for Airport Access are Subject to Increase.* Airline traffic at certain European airports is regulated by a system of grandfathered "slot" allocations. Each slot represents authorization to take-off and land at the particular airport at a specified time. As part of Ryanair's recent strategic initiatives, which include more flights to primary airports, Ryanair is operating to an increasing number of slot coordinated airports, a number of which have constraints at particular times of the day. There can be no assurance that Ryanair will be able to obtain a sufficient number of slots at slot-coordinated airports that it may wish to serve in the future, at the time it needs them, or on acceptable terms. There can also be no assurance that its non-slot constrained bases, or the other non-slot constrained airports Ryanair serves, will continue to operate without slot allocation restrictions in the future. See "Item 4. Information on the Company—Government Regulation—Slots." Airports may impose other operating restrictions such as curfews, limits on aircraft noise levels, mandatory flight paths, runway restrictions, and limits on the number of average daily departures. Such restrictions may limit the ability of Ryanair to provide service to or increase service at such airports.

Ryanair's future growth also materially depends on its ability to access suitable airports located in its targeted geographic markets at costs that are consistent with Ryanair's strategy. Any condition that denies, limits, or delays Ryanair's access to airports it serves or seeks to serve in the future would constrain Ryanair's ability to grow. A change in the terms of Ryanair's access to these facilities or any increase in the relevant charges paid by Ryanair as a result of the expiration or termination of such arrangements and Ryanair's failure to renegotiate comparable terms or rates could have a material adverse effect on the Company's financial condition and results of operations. For example in July 2012, the Spanish government increased airport taxes at the two largest airports, Barcelona and Madrid, by over 100%, while smaller increases were implemented at other Spanish airports. As a result, Ryanair

cancelled routes and reduced capacity on remaining routes from Madrid and Barcelona in response to the Spanish government's decision to double airport taxes at the two airports. For additional information, see "Item 4. Information on the Company—Airport Operations—Airport Charges." See also "—The Company Is Subject to Legal Proceedings Alleging State Aid at Certain Airports" above.

*The Company's Acquisition of 29.8% of Aer Lingus and Subsequent Failure to Conclude a Complete Acquisition of Aer Lingus Could Expose the Company to Risk.* During the 2007 fiscal year, the Company acquired 25.2% of Aer Lingus. The Company increased its interest to 29.3% during the 2008 fiscal year, and to 29.8% during the 2009 fiscal year at a total aggregate cost of €407.2 million. Following the acquisition of its initial stake and upon the approval of the Company's shareholders, management proposed to effect a tender offer to acquire the entire share capital of Aer Lingus. This 2006 offer was, however, prohibited by the European Commission on competition grounds.

In October 2007, the European Commission reached a formal decision that it would not force Ryanair to sell its shares in Aer Lingus. This decision has been affirmed on appeal. However, EU legislation may change in the future to require such a forced disposition. If eventually forced to dispose of its stake in Aer Lingus, Ryanair could suffer significant losses due to the negative impact on market prices of the forced sale of such a significant portion of Aer Lingus' shares.

The United Kingdom's Office of Fair Trading ("OFT") wrote to Ryanair in September 2010, advising that it intended to investigate Ryanair's minority stake in Aer Lingus. Ryanair objected on the basis that the OFT's investigation was time-barred. On June 15, 2012, the OFT referred the investigation of Ryanair's minority stake in Aer Lingus to the U.K. Competition Commission (the "Competition Commission").

On June 19, 2012, Ryanair announced its third all cash offer to acquire all of the ordinary shares of Aer Lingus it did not own at a price of €1.30 per ordinary share and immediately commenced pre-notification discussions with the European Commission for the purpose of preparing a merger filing. Ryanair contended that, pending the outcome of the European Commission's review of Ryanair's bid, on the basis of the duty of "sincere cooperation" between the EU and the Member States, and under the EU Merger Regulation, the Competition Commission's investigation of Ryanair's minority stake in Aer Lingus should not proceed. Nevertheless, Aer Lingus argued that the investigation should proceed and that Ryanair's offer was in breach of certain provisions of the UK Enterprise Act 2002.

On July 10, 2012, the Competition Commission ruled that Ryanair's bid was not in breach of the UK Enterprise Act, but nevertheless decided that its investigation of the minority stake could proceed in parallel with the European Commission's investigation of Ryanair's offer for Aer Lingus. In July 2012, Ryanair appealed the latter part of the Competition Commission's ruling to the UK Competition Appeal Tribunal ("CAT"), and the Competition Commission's investigation was suspended pending the appeal process. On August 8, 2012, the CAT rejected Ryanair's appeal and found that the Competition Commission's investigation could proceed in parallel with the European Commission's investigation, but that the Competition Commission must avoid taking any final decision which could conflict with the European Commission's ultimate conclusion on Ryanair's bid. In August 2012, Ryanair appealed the CAT judgment to the UK Court of Appeal. In December 2012, the Court of Appeal rejected Ryanair's appeal and subsequently the Competition Commission's investigation restarted. On December 13, 2012, Ryanair applied to the UK Supreme Court for permission to appeal the judgment of the UK Court of Appeal. The UK Supreme Court refused permission to appeal on April 25, 2013.

On February 27, 2013, the European Commission prohibited Ryanair's bid to acquire the entire share capital of Aer Lingus on the claimed basis that it would be incompatible with the EU internal market. Ryanair appealed this decision to the EU General Court on May 8, 2013. The judgment of the EU General Court is expected in 2016 and may affirm or annul the decision of the European Commission.



Following the European Commission's decision to prohibit its offer for Aer Lingus, Ryanair actively engaged with the Competition Commission's investigation of the minority stake. On August 28, 2013, the Competition Commission issued its final decision in which it found that Ryanair's shareholding "*gave it the ability to exercise material influence over Aer Lingus*" and "*had led or may be expected to lead to a substantial lessening of competition in the markets for air passenger services between Great Britain and Ireland.*" As a result of its findings, the Competition Commission ordered Ryanair to reduce its shareholding in Aer Lingus to no more than five percent of Aer Lingus' issued ordinary shares. Ryanair appealed the Competition Commission's final decision to the CAT on September 23, 2013. The CAT rejected Ryanair's appeal on March 7, 2014. On April 23, 2014, the CAT granted Ryanair permission to appeal the CAT's judgment to the UK Court of Appeal. The UK Court of Appeal rejected Ryanair's appeal on February 12, 2015. On March 12, 2015, Ryanair applied to the UK Supreme Court for permission to appeal the judgment of the UK Court of Appeal. On July 14, 2015, the Supreme Court refused permission, bringing the appeal process against the Competition Commission's final decision to conclusion.

On February 12, 2015, Ryanair applied to the Competition and Markets Authority ("CMA") (formerly the Competition Commission) for a review of its August 28, 2013 decision on the basis that the proposed offer by the International Airlines Group ("IAG") for Aer Lingus, announced in December 2014, amounted to a material change of circumstances which necessitated such review and the setting aside of the divestment order. On June 11, 2015 the CMA adopted a decision rejecting Ryanair's contention that IAG's proposed bid amounted to a material change of circumstances and imposing its divestment order. Ryanair appealed that decision and the imposition of the divestment order to the CAT. On July 15, 2015 the CAT dismissed Ryanair's appeal. Ryanair has submitted an application for permission to appeal this ruling to the UK Court of Appeal.

On June 19, 2015, IAG issued a formal offer for Aer Lingus Group plc. The offer, which was recommended by the Board of Aer Lingus Group plc, consists of cash consideration of €2.50 per ordinary share plus a €0.05 ordinary dividend (already paid in May 2015). The offer is subject to the acceptance of the offer by key shareholders, namely the Irish government and Ryanair, and regulatory approval from the European competition authorities.

On July 10, 2015, Ryanair confirmed that the Board of Ryanair Holdings voted unanimously to accept the IAG offer for Ryanair's 29.8% shareholding in Aer Lingus Group plc, subject to that offer receiving merger clearance from the European Commission (which was subsequently granted on July 14, 2015).

For more information, see "Item 8. Financial Information—Other Financial Information—Legal Proceedings—Matters Related to Investment in Aer Lingus."

*Labor Relations Could Expose the Company to Risk.* A variety of factors, including, but not limited to, Ryanair's profitability and its seasonal grounding policy, may make it difficult for Ryanair to avoid increases to salary levels and productivity payments. Consequently, there can be no assurance that Ryanair's existing employee compensation arrangements will not be subject to change or modification at any time. These steps may lead to deterioration in labor relations in Ryanair and could impact Ryanair's business or results. Ryanair also operates in certain jurisdictions with above average payroll taxes and employee-related social insurance costs, which could have an impact on the availability and cost of employees in these jurisdictions. Ryanair's crew in continental Europe generally operate on Irish contracts of employment on the basis that those crew work mainly on Irish Territory, (i.e., on board Irish Registered Aircraft). A number of challenges have been initiated by government agencies in a number of countries to the applicability of Irish labor law to these contracts, and if Ryanair were forced to concede that Irish jurisdiction did not apply to those crew who operate from continental Europe then it could lead to increased salary, social insurance and pension costs and a potential loss of flexibility. In relation to social insurance costs, the European Parliament implemented amendments to Regulation (EC) 883/2004 which, in the majority of jurisdictions, imposes substantial social insurance contribution increases for either or both Ryanair and the individual employees. While this change to social insurance contributions relates primarily to new employees, its effect in the long term may materially increase Company or employee social insurance contributions and could affect Ryanair's decision to operate from those high cost locations, resulting in redundancies and a consequent deterioration in labor relations. For additional details see — "Change in EU Regulations in Relation to Employers and Employee Social Insurance could Increase Costs" below.

Ryanair currently conducts collective bargaining negotiations with groups of employees, including its pilots and cabin crew, regarding pay, work practices, and conditions of employment, through collective-bargaining units called Employee Representative Committees (“ERC”). Following negotiations through this ERC system, pilots at all of Ryanair’s bases are covered by four, five or six year collective agreements on pay, allowances and rosters which fall due for negotiation at various dates between 2016 and 2021. Cabin crew at all of Ryanair’s bases are also party to long term collective agreements on pay, allowances and rosters, which expire in March 2017. On June 19, 2009, BALPA (the U.K. pilots union) made a request for voluntary recognition under applicable U.K. legislation, which Ryanair rejected. BALPA had the option of applying to the U.K.’s Central Arbitration Committee (“CAC”) to organize a vote on union recognition by Ryanair’s pilots in relevant bargaining units, as determined by the CAC, but BALPA decided not to proceed with an application at that time. The option to apply for a ballot remains open to BALPA and if it were to seek and be successful in such a ballot, it would be able to represent the U.K. pilots in negotiations over salaries and working conditions. Limitations on Ryanair’s flexibility in dealing with its employees or the altering of the public’s perception of Ryanair generally could have a material adverse effect on Ryanair’s business, operating results, and financial condition. For additional details, see “Item 6. Directors, Senior Management and Employees—Staff and Labor Relations.” Limitations on Ryanair’s flexibility in dealing with its staff or the altering of the public’s perception of Ryanair generally could have a material adverse effect on the Company’s business, operating results, and financial condition.

*The Company is Dependent on External Service Providers.* Ryanair currently assigns its engine overhauls and “rotatable” repairs to outside contractors approved under the terms of Part 145, the European regulatory standard for aircraft maintenance established by the European Aviation Safety Agency (“Part 145”). The Company also assigns its passenger, aircraft and ground handling services at airports other than Dublin and certain airports in Spain and the Canary Islands to established external service providers. See “Item 4. Information on the Company—Maintenance and Repairs—Heavy Maintenance” and “Item 4. Information on the Company—Airport Operations—Airport Handling Services.”

The termination or expiration of any of Ryanair’s service contracts or any inability to renew them or negotiate replacement contracts with other service providers at comparable rates could have a material adverse effect on the Company’s results of operations. Ryanair will need to enter into airport service agreements in any new markets it enters, and there can be no assurance that it will be able to obtain the necessary facilities and services at competitive rates. In addition, although Ryanair seeks to monitor the performance of external parties that provide passenger and aircraft handling services, the efficiency, timeliness, and quality of contract performance by external providers are largely beyond Ryanair’s direct control. Ryanair expects to be dependent on such outsourcing arrangements for the foreseeable future.

*The Company is Dependent on Key Personnel.* Ryanair’s success depends to a significant extent upon the efforts and abilities of its senior management team, including Michael O’Leary, the Chief Executive Officer, and key financial, commercial, operating and maintenance personnel. In October 2014, Mr. O’Leary signed a new five year contract with the Company. This contract can be terminated by either party giving twelve months’ notice. See “Item 6. Directors, Senior Management and Employees—Compensation of Directors and Executive Officers—Employment and Bonus Agreement with Mr. O’Leary.” Ryanair’s success also depends on the ability of its executive officers and other members of senior management to operate and manage effectively, both independently and as a group. Although Ryanair’s employment agreements with Mr. O’Leary and some of its other senior executives contain non-competition and non-disclosure provisions, there can be no assurance that these provisions will be enforceable in whole or in part. Competition for highly qualified personnel is intense, and either the loss of any executive officer, senior manager, or other key employee without adequate replacement or the inability to attract new qualified personnel could have a material adverse effect upon Ryanair’s business, operating results, and financial condition.

*The Company Faces Risks Related to its Internet Reservations Operations and its Announced Elimination of Airport Check-in Facilities.* Ryanair’s flight reservations are made through its website, GDSs and mobile app. Although Ryanair has established a contingency program whereby the website is hosted in three separate locations, each of these locations accesses the same booking engine, located at a single center, in order to make reservations.

A back-up booking engine is available to Ryanair to support its existing platform in the event of a breakdown in this facility. Nonetheless, the process of switching over to the back-up engine could take some time and there can be no assurance that Ryanair would not suffer a significant loss of reservations in the event of a major breakdown of its booking engine or other related systems, which, in turn, could have a material adverse effect on Ryanair's operating results or financial condition.

Since October 1, 2009, all passengers have been required to use Internet check-in. Internet check-in is part of a package of measures intended to reduce check-in lines and passenger handling costs and pass on these savings by reducing passenger airfares. Ryanair has deployed this system across its network. Any disruptions to the Internet check-in service as a result of a breakdown in the relevant computer systems or otherwise could have a material adverse impact on these service-improvement and cost-reduction efforts. There can be no assurance, however, that this process will continue to be successful or that consumers will not switch to other carriers that provide standard check-in facilities, which would negatively affect Ryanair's results of operations and financial condition.

*The Company Faces Risks Related to Unauthorized Use of Information from the Company's Website.* Screenscraper websites gain unauthorized access to Ryanair's website and booking system, extract flight and pricing information and display it on their own websites for sale to customers at prices which may include hidden intermediary fees on top of Ryanair's fares. Ryanair does not allow any such commercial use of its website and objects to the practice of screenscraping also on the basis of certain legal principles, such as database rights, copyright protection, etc. Ryanair is currently involved in a number of legal proceedings against the proprietors of screenscraper websites in Ireland, Germany, The Netherlands, France, Spain, Italy and Switzerland. Ryanair's objective is to prevent any unauthorized use of its website. Ryanair does allow certain companies who operate fare comparison (i.e. not reselling) websites to access its schedule and fare information for the purposes of price comparison provided they sign a license and use the agreed method to access the data. Ryanair also permits Travelport (trading as Galileo and Worldspan), Amadeus and Sabre, GDS operators, to provide access to Ryanair's fares to traditional and corporate travel agencies. Ryanair has received favorable rulings in Ireland, Germany and The Netherlands, and unfavorable rulings in Spain, France and Italy, in its actions against screenscrapers. However, pending the outcome of these legal proceedings and if Ryanair were to be ultimately unsuccessful in them, the activities of screenscraper websites could lead to a reduction in the number of customers who book directly on Ryanair's website and consequently to a reduction in Ryanair's ancillary revenue stream. Also, some customers may be lost to Ryanair once they are presented by a screenscraper website with a Ryanair fare inflated by the screenscraper's intermediary fee. This could also adversely affect Ryanair's reputation as a low-fares airline, which could negatively affect Ryanair's results of operations and financial condition.

For additional details, see "Item 8. Financial Information—Other Financial Information—Legal Proceedings—Legal Proceedings Against Internet Ticket Touts."

*Ryanair is Subject To Cyber Security Risks And May Incur Increasing Costs In An Effort To Minimize Those Risks.* As almost all of Ryanair's reservations are made through its website, security breaches could expose it to a risk of loss or misuse of customer information, litigation and potential liability. Although Ryanair takes steps to secure its website and management information systems, the security measures it has implemented may not be effective, and its systems may be vulnerable to theft, loss, damage and interruption from a number of potential sources and events, including unauthorized access or security breaches, cyber attacks, computer viruses, power loss, or other disruptive events. Ryanair may not have the resources or technical sophistication to anticipate or prevent rapidly evolving types of cyber attacks. Attacks may be targeted at Ryanair, its customers and suppliers, or others who have entrusted it with information.

In addition, data and security breaches can also occur as a result of non-technical issues, including breaches by Ryanair or by persons with whom it has commercial relationships that result in the unauthorized release of personal or confidential information. Any such cyber attack or other security issue could result in a significant loss of reservations and customer confidence in the website and its business which, in turn, could have a material adverse effect on Ryanair's operating results or financial condition and potentially entail its incurring significant litigation or other costs.

*The Irish Corporation Tax Rate Could Rise.* The majority of Ryanair's profits are subject to Irish corporation tax at a statutory rate of 12.5%. Due to the size and scale of the Irish government's budgetary deficit and although Ireland has exited the "bailout" which was funded by a combination of loans from the International Monetary Fund and the European Union, there remains a risk that the Irish government could increase Irish corporation tax rates above 12.5% in order to repay current or future loans or to increase tax revenues.

At 12.5%, the rate of Irish corporation tax is lower than that applied by most of the other European Union member states, and has periodically been subject to critical comment by the governments of other EU member states. Although the Irish government has repeatedly publicly stated that it will not increase corporation tax rates, there can be no assurance that such an increase in corporation tax rates will not occur.

In the event that the Irish government increases corporation tax rates or changes the basis of calculation of corporation tax from the present basis, any such changes would result in the Company paying higher corporate taxes and would have an adverse impact on our cash flows, financial position and results of operations.

*Change in EU Regulations in Relation to Employers and Employee Social Insurance Could Increase Costs.* The European Parliament passed legislation governing the payment of employee and employer social insurance costs in May 2012. The legislation was introduced in late June 2012. The legislation governs the country in which employees and employers must pay social insurance costs. Prior to June 2012, Ryanair paid employee and employer social insurance in the country under whose laws the employee's contract of employment is governed, which is either the U.K. or Ireland. Under the terms of this new legislation, employees and employers must pay social insurance in the country where the employee is based. The legislation includes grandfathering rights which means that existing employees (i.e. those employed prior to the introduction of the new legislation in June 2012) should be exempt from the effects of this legislation for a period of 10 years up until 2022. However, both new and existing employees who transfer from their present base location to a new base in another EU country may be impacted by the new rules in relation to employee and employer contributions. Each country within the EU has different rules and rates in relation to the calculation of employee and employer social insurance contributions. Ryanair estimates that the change in legislation will not have any initial material impact on its salary costs although it will have an adverse impact over time in the majority of jurisdictions in which Ryanair currently operates from.

*Ryanair is Subject to Tax Audits.* The Company operates in many jurisdictions and is, from time to time, subject to tax audits, which by their nature are often complex and can require several years to conclude. While the Company is of the view that it is tax compliant in the various jurisdictions in which it operates, there can be no guarantee, particularly in the current economic environment, that it will not receive tax assessments following the conclusion of the tax audits. If assessed, the Company will robustly defend its position. In the event that the Company is unsuccessful in defending its position, it is possible that the effective tax rate, employment and other costs of the Company could materially increase. See "—The Irish Corporation Tax Rate Could Rise" above.

*Risks Associated with the Euro.* The Company is headquartered in Ireland and its reporting currency is the euro. As a result of the ongoing uncertainty arising from the Eurozone debt crisis, in 2012 there was widespread speculation regarding the future of the Eurozone, including with regard to Ireland, the country in which the Company is headquartered. To date, there have been no exits from the Eurozone. Although the economic environment in Ireland has considerably improved, there is still a risk of contagion spreading to the weaker Eurozone members. Greece in particular is a potential risk as negotiations around the final restructuring of their existing debt program continue. As many international banks no longer have material exposure to Greek bonds or Greek banks, the risk of contagion in the banking system as a result of Greek default is now considered to be low but should not be totally discounted. In addition, the UK government confirmed in May 2015 that it plans to hold a referendum in relation to the UK's continuing membership of the EU before 2017. Should the UK decide to leave the EU, this could have a negative impact on the euro's value relative to the UK pound sterling. Ryanair predominantly operates to/from countries within the Eurozone and has significant operational and financial exposures to the Eurozone that could result in a reduction in the operating performance of Ryanair or the devaluation of certain assets. Ryanair has taken certain risk management measures to minimize any disruptions, however these risk management measures may be insufficient.

The Company has cash and aircraft assets and debt liabilities that are denominated in euro on its balance sheet. In addition, the positive/negative mark-to-market value of derivative-based transactions are recorded in euro as either assets or liabilities on the Company's balance sheet. Uncertainty regarding the future of the Eurozone could have a materially adverse effect on the value of these assets and liabilities. In addition to the assets and liabilities on Ryanair's balance sheet, the Company has a number of cross currency risks as a result of the jurisdictions of the operating business including non-euro revenues, fuel costs, certain maintenance costs and insurance costs. A weakening in the value of the euro primarily against U.K. pound sterling and U.S. dollar, but also against other non-Eurozone European currencies and Moroccan Dirhams, could negatively impact the operating results of the Company.

Recession, austerity and uncertainty in connection with the euro could also mean that Ryanair is unable to grow. The recent European recession and austerity measures still in effect in several European countries could mean that Ryanair may be unable to expand its operations due to lack of demand for air travel.

### ***Risks Related to the Airline Industry***

*The Airline Industry Is Particularly Sensitive to Changes in Economic Conditions: A Continued Recessionary Environment Would Negatively Impact Ryanair's Result of Operations.* Ryanair's operations and the airline industry in general are sensitive to changes in economic conditions. Unfavorable economic conditions such as government austerity measures, the uncertainty relating to the Eurozone, high unemployment rates, constrained credit markets and increased business operating costs could lead to reduced spending by both leisure and business passengers. Unfavorable economic conditions, such as the conditions persisting as of the date hereof, also tend to impact Ryanair's ability to raise fares to counteract increased fuel and other operating costs. A continued recessionary environment, combined with austerity measures by European governments, will likely negatively impact Ryanair's operating results. It could also restrict the Company's ability to grow passenger volumes, secure new airports and launch new routes and bases, and could have a material adverse impact on its financial results.

*The Introduction of Government Taxes on Travel Could Damage Ryanair's Ability to Grow and Could Have a Material Adverse Impact on Operations.* The U.K. government levies an Air Passenger Duty ("APD") of £13 per passenger. The tax was previously set at £5 per passenger, but it was increased to £10 per passenger in 2007, £11 in 2009, £12 in 2010 and subsequently to £13 in April 2012. The increase in this tax is thought to have had a negative impact on Ryanair's operating performance, both in terms of average fares paid and growth in passenger volumes. On December 3, 2014, the U.K. government announced that it is reducing APD for children under the age of 12 years from May 1, 2015. It also announced that this reduction of APD will be extended to persons under the age of 16 years from March 1, 2016. In 2008, the Dutch government introduced a travel tax ranging from €11 on short-haul flights to €45 on long-haul flights (withdrawn with effect from July 1, 2009). On March 30, 2009, the Irish government also introduced a €10 Air Travel Tax on all passengers departing from Irish airports on routes longer than 300 kilometers but subsequently reduced it to €3 on March 30, 2011. On April 1, 2014 the tax imposed by the Irish government was abolished. In Germany, the government introduced an air passenger tax of €8 in January 2011 which was subsequently reduced to €7.50 in January 2012. In Austria, the government also introduced an ecological air travel levy of €8 in January 2011. The Moroccan government has also introduced a similar tax (equivalent to approximately €9) from April 2014. The Italian government has recently proposed to increase the municipal taxes in Italy by €2, however, no final decision has yet been made.

Other governments also have introduced or may introduce similar taxes. See "Item 4. Information on the Company—Airport Operations—Airport Charges." The introduction of government taxes on travel has had a negative impact on passenger volumes, particularly given the current period of decreased economic activity. The introduction of further government taxes on travel across Europe could have a material negative impact on Ryanair's results.

*Terrorism in the United Kingdom or Elsewhere in Europe Could Have a Material Detrimental Effect on the Company.* On August 10, 2006, U.K. security authorities arrested and subsequently charged eight individuals in connection with an alleged plot to attack aircraft operating on transatlantic routes. As a result of these arrests, U.K. authorities introduced increased security measures, which resulted in all passengers being body-searched, and a ban on the transportation in carry-on baggage of certain liquids and gels. The introduction of these measures led to passengers suffering severe delays while passing through these airport security checks. As a result, Ryanair cancelled 279 flights in the days following the incident and refunded a total of €2.7 million in fares to approximately 40,000 passengers. In the days following the arrests, Ryanair also suffered reductions in bookings estimated to have resulted in the loss of approximately €1.9 million of additional revenue. As in the past, the Company reacted to these adverse events by initiating system-wide fare sales to stimulate demand for air travel.

In addition, reservations on Ryanair's flights to London dropped materially for a number of days in the immediate aftermath of the terrorist attacks in London on July 7, 2005. Although the terrorist attack in Glasgow on June 30, 2007 and the failed terrorist attacks in London on July 21, 2005 and June 29, 2007 had no material impact on bookings, there can be no assurance that future such attacks will not affect passenger traffic. Future acts of terrorism or significant terrorist threats in markets that are significant to Ryanair, could have a material adverse effect on the Company's profitability or financial condition should the public's willingness to travel to and from those markets decline as a result. See also "—The 2001 Terrorist Attacks on the United States Had a Severe Negative Impact on the International Airline Industry" below.

*The 2001 Terrorist Attacks on the United States Had a Severe Negative Impact on the International Airline Industry.* The terrorist attacks on the United States on September 11, 2001, in which four commercial aircraft were hijacked, had a severe negative impact on the international airline industry, particularly on U.S. carriers and carriers operating international services to and from the United States. Although carriers such as Ryanair that operate primarily or exclusively in Europe were generally spared from such material adverse impacts on their businesses, the cost to all commercial airlines of insurance coverage for certain third-party liabilities arising from "acts of war" or terrorism increased dramatically after the September 11 attacks. See "Item 4. Information on the Company—Insurance." In addition, Ryanair's insurers have indicated that the scope of the Company's current "act of war"-related insurance may exclude certain types of catastrophic incidents, such as certain forms of biological, chemical or "dirty bomb" attacks. This could result in the Company's seeking alternative coverage, including government insurance or self-insurance, which could lead to further increases in costs. Although Ryanair to date has included increased insurance costs in the ticket price charged to passengers, there can be no assurance that it will continue to be successful in doing so.

Because a substantial portion of airline travel (both business and personal) is discretionary and because Ryanair is substantially dependent on discretionary air travel, any prolonged general reduction in airline passenger traffic may adversely affect the Company. Similarly, any significant increase in expenses related to security, insurance or related costs could have a material adverse effect on the Company. Any further terrorist attacks in the U.S. or in Europe, particularly in London or other markets that are significant to Ryanair, any significant military actions by the United States or EU nations or any related economic downturn may have a material adverse effect on demand for air travel and thus on Ryanair's business, operating results, and financial condition. See also "—Terrorism in the United Kingdom or Elsewhere in Europe Could have a Material Detrimental Effect on the Company" above.

*EU Regulation on Passenger Compensation Could Significantly Increase Related Costs.* EU Regulation (EC) No. 261/2004 requires airlines to compensate passengers (holding a valid ticket) who have been denied boarding or whose flight has been cancelled or delayed more than 3 hours on arrival. This legislation, which came into force on February 17, 2005, imposes fixed levels of compensation to be paid to passengers in the event of the situations described above. In November 2009, the Court of Justice of the EU in the *Sturgeon* case decided that provisions of the legislation in relation to monetary compensation are not only applicable to denied boarding and flight cancellations but also to flight delays (over three hours on arrival). However, such provisions do not apply when the flight cancellation or delay (over three hours on arrival), is caused for reasons outside of the control of the airline (extraordinary circumstances) such as unsafe weather conditions, air-traffic control strikes/delays, unexpected flight safety shortcomings, sabotage, aircraft manufacturing defects, security risks, political instability. A recent UK court case - *Huzar vs. Jet2* heard in the UK Court of Appeal in May 2014 has considerably narrowed the

‘extraordinary circumstances’ defence. This case was referred to the UK Supreme Court for a final appeal. However in October 2014 the Supreme Court refused to hear the appeal on the grounds that it did not raise a point of law of general public importance and because the existing European Union law given by the European Court of Justice (*Sturgeon* case) already provided a sufficient answer. As matters stand now only technical issues which can be attributed to a manufacturing defect or sabotage will fall within the extraordinary circumstances defence. There is one last bastion of hope in the form of yet another referral to the European Court of Justice. *Van der Lans v KLM* is asking for further clarification on the meaning of extraordinary technical defects. This case was heard by the Ninth Chamber of the European Court of Justice in May 2015 with a final decision expected before the end of the year. The regulation calls for compensation of €250, €400, or €600 per passenger, depending on the length of the flight. As Ryanair’s average flight length is less than 1,500 km – the upper limit for short-haul flights – the amount payable is generally €250 per passenger. Passengers subject to flight delays over two hours are also entitled to “assistance,” including meals, drinks and telephone calls, as well as hotel accommodation if the delay extends overnight. For delays of over five hours, the airline is also required to offer the option of a refund of the cost of the unused ticket. There can be no assurance that the Company will not incur a significant increase in costs in the future due to the impact of this legislation, if Ryanair experiences a large number of cancelled flights, which could occur as a result of certain types of events beyond its control. See “—Risks Related to the Airline Industry—Volcanic Ash Emissions Could Affect the Company and Have a Material Adverse Effect on the Company’s Results of Operations” below.

*EU Regulation of Emissions Trading Will Increase Costs.* On November 19, 2008, the European Council of Ministers adopted legislation to add aviation to the EU Emissions Trading Scheme (“ETS”) with effect from 2012. This scheme, which had until then applied mainly to industrial companies, is a cap-and-trade system for CO<sub>2</sub> emissions to encourage industries to improve their CO<sub>2</sub> efficiency. Under the legislation, airlines are granted initial CO<sub>2</sub> allowances based on historical performance and a CO<sub>2</sub> efficiency benchmark. Any shortage of allowances has to be purchased in the open market and/or at government auctions. The cost of such allowances in the context of the Company’s energy costs are not material at current market prices. There can be no assurance that Ryanair will be able to obtain sufficient carbon credits or that the cost of the credits will not have a material adverse effect on the Company’s business, operating results, and financial condition.

*Volcanic Ash Emissions Could Affect the Company and Have a Material Adverse Effect on the Company’s Results of Operations.* Between April 15 and April 20, 2010 and May 4 and May 17, 2010, a significant portion of the airspace over northern Europe was closed by authorities as a result of safety concerns presented by emissions of ash from an Icelandic volcano. This closure forced Ryanair to cancel 9,490 flights. In May 2011, there were further periodic closures of parts of the European airspace due to emissions of ash from another Icelandic volcano, which resulted in the cancellation of 96 flights.

Under the terms of Regulation (EC) No. 261/2004, described above, Ryanair has certain duties to passengers whose flights are cancelled. In particular, Ryanair is required to reimburse passengers who have had their flights cancelled for certain reasonable, documented expenses – primarily for accommodation and food. Passengers must also be given a re-routing option if their flight is delayed over three hours or if it is cancelled. Such re-routing options are not limited to Ryanair flights and other carriers must be considered if no suitable Ryanair flight can be sourced. If a passenger elects for a refund, Ryanair’s reimbursement and re-routing obligations cease.

Volcanic emissions may happen again and could lead to further significant flight cancellation costs which could have a material adverse impact on the Company’s financial condition and results of operations. Furthermore, volcanic emissions (whether from current or new sources) or similar atmospheric disturbances and resulting cancellations due to the closure of airports could also have a material adverse effect on the Company’s financial performance indirectly, as a consequence of changes in the public’s willingness to travel within Europe due to the risk of flight disruptions.

*Any Significant Outbreak of any Airborne Disease Could Significantly Damage Ryanair’s Business.* Worldwide, there has, from time to time, been substantial publicity in recent years regarding certain potent influenza viruses and other disease epidemics. Publicity of this type may have a negative impact on demand for air travel in Europe. Past outbreaks of MERS, SARS, foot-and-mouth disease, avian flu and swine flu have adversely impacted the travel industries, including aviation, in certain regions of the world, including Europe. The Company believes

that if any influenza or other pandemic becomes severe in Europe, its effect on demand for air travel in the markets in which Ryanair operates could be material, and it could therefore have a significantly adverse impact on the Company. A severe outbreak of swine flu, MERS, SARS, foot-and-mouth disease, avian flu or another pandemic or livestock-related disease also may result in European or national authorities imposing restrictions on travel, further damaging Ryanair's business. A serious pandemic could therefore severely disrupt Ryanair's business, resulting in the cancellation or loss of bookings, and adversely affecting Ryanair's financial condition and results of operations.

*The Company is Dependent on the Continued Acceptance of Low-fares Airlines.* Ryanair has an excellent 30 year safety record. In past years, however, accidents or other safety-related incidents involving certain other low-fares airlines have had a negative impact on the public's acceptance of such airlines. Any adverse event potentially relating to the safety or reliability of low-fares airlines (including accidents or negative reports from regulatory authorities) could adversely impact the public's perception of, and confidence in, low-fares airlines like Ryanair, and could have a material adverse effect on Ryanair's financial condition and results of operations.

*The Company Faces the Risk of Loss and Liability.* Ryanair has an excellent 30 year safety record, however, it is exposed to potential catastrophic losses that may be incurred in the event of an aircraft accident or terrorist incident. Any such accident or incident could involve costs related to the repair or replacement of a damaged aircraft and its consequent temporary or permanent loss from service. In addition, an accident or incident could result in significant legal claims against the Company from injured passengers and others who experienced injury or property damage as a result of the accident or incident, including ground victims. Ryanair currently maintains passenger liability insurance, employer liability insurance, aircraft insurance for aircraft loss or damage, and other business insurance in amounts per occurrence that are consistent with industry standards.

Ryanair currently believes its insurance coverage is adequate (although not comprehensive). However, there can be no assurance that the amount of insurance coverage will not need to be increased, that insurance premiums will not increase significantly, or that Ryanair will not be forced to bear substantial losses from any accidents not covered by its insurance. Airline insurance costs increased dramatically following the September 2001 terrorist attacks on the United States. See “—The 2001 Terrorist Attacks on the United States Had a Severe Negative Impact on the International Airline Industry” above. Substantial claims resulting from an accident in excess of related insurance coverage could have a material adverse effect on the Company's results of operations and financial condition. Moreover, any aircraft accident, even if fully insured, could lead to the public perception that Ryanair's aircraft were less safe or reliable than those operated by other airlines, which could have a material adverse effect on Ryanair's business.

EU Regulation No. 2027/97, as amended by Regulation No. 889/2002, governs air carrier liability. See “Item 4. Information on the Company—Insurance” for details of this regulation. This regulation increased the potential liability exposure of air carriers such as Ryanair. Although Ryanair has extended its liability insurance to meet the requirements of the regulation, no assurance can be given that other laws, regulations, or policies will not be applied, modified or amended in a manner that has a material adverse effect on Ryanair's business, operating results, and financial condition.

*Airline Industry Margins are Subject to Significant Uncertainty.* The airline industry is capital intensive and is characterized by high fixed costs and by revenues that generally exhibit substantially greater elasticity than costs. Although fuel accounted for approximately 43% of total operating expenses in the 2015 fiscal year, management anticipates that this percentage may vary significantly in future years. See “—Changes in Fuel Costs and Availability Affect the Company's Results” above. The operating costs of each flight do not vary significantly with the number of passengers flown, and therefore, a relatively small change in the number of passengers, fare pricing, or traffic mix could have a disproportionate effect on operating and financial results. Accordingly, a relatively minor shortfall from expected revenue levels could have a material adverse effect on the Company's growth or financial performance. See “Item 5. Operating and Financial Review and Prospects.” The very low marginal costs incurred for providing services to passengers occupying otherwise unsold seats are also a factor in the industry's high susceptibility to price discounting. See “Risks Related to the Company—The Company Faces Significant Price and Other Pressures in a Highly Competitive Environment” above.



*Safety-Related Undertakings Could Affect the Company's Results.* Aviation authorities in Europe and the United States periodically require or suggest that airlines implement certain safety-related procedures on their aircraft. In recent years, the U.S. Federal Aviation Administration (the "FAA") has required a number of such procedures with regard to Boeing 737-800 aircraft, including major modifications to implement changes to the take-off configuration warning lights, cabin pressurization system, pilot system heating, fuel tank boost pump electrical arcing protection, and the European Commission's Datalink mandate. Ryanair's policy is to implement any such required procedures in accordance with FAA guidance and to perform such procedures in close collaboration with Boeing. To date, all such procedures have been conducted as part of Ryanair's standard maintenance program and have not interrupted flight schedules nor required any material increases in Ryanair's maintenance expenses. However, there can be no assurance that the FAA or other regulatory authorities will not recommend or require other safety-related undertakings or that such undertakings would not adversely impact Ryanair's operating results or financial condition.

There also can be no assurance that new regulations will not be implemented in the future that would apply to Ryanair's aircraft and result in an increase in Ryanair's cost of maintenance or other costs beyond management's current estimates. In addition, should Ryanair's aircraft cease to be sufficiently reliable or should any public perception develop that Ryanair's aircraft are less than completely reliable, Ryanair's business could be materially adversely affected.

### ***Risks Related to Ownership of the Company's Ordinary Shares or ADRs***

*EU Rules Impose Restrictions on the Ownership of Ryanair Holdings' Ordinary Shares by Non-EU Nationals, and the Company Has Instituted a Ban on the Purchase of Ordinary Shares by Non-EU Nationals.* EU Regulation No. 1008/2008 requires that, in order to obtain and retain an operating license, an EU air carrier must be majority-owned and effectively controlled by EU nationals. The regulation does not specify what level of share ownership will confer effective control on a holder or holders of Ordinary Shares. The Board of Directors of Ryanair Holdings is given certain powers under Ryanair Holdings' articles of association (the "Articles") to take action to ensure that the number of Ordinary Shares held in Ryanair Holdings by non-EU nationals ("Affected Shares") does not reach a level that could jeopardize the Company's entitlement to continue to hold or enjoy the benefit of any license, permit, consent, or privilege which it holds or enjoys and which enables it to carry on business as an air carrier. The directors, from time to time, set a "Permitted Maximum" on the number of the Company's Ordinary Shares that may be owned by non-EU nationals at such level as they believe will comply with EU law. The Permitted Maximum is currently set at 49.9%. In addition, under certain circumstances, the directors can take action to safeguard the Company's ability to operate by identifying those Ordinary Shares, American Depositary Shares ("ADSs") or Affected Shares which give rise to the need to take action and treat such Ordinary Shares, the American Depositary Receipts ("ADRs") evidencing such ADSs, or Affected Shares as "Restricted Shares".

The Board of Directors may, under certain circumstances, deprive holders of Restricted Shares of their rights to attend, vote at, and speak at general meetings, and/or require such holders to dispose of their Restricted Shares to an EU national within as little as 21 days. The directors are also given the power to transfer such Restricted Shares themselves if a holder fails to comply. In 2002, the Company implemented measures to restrict the ability of non-EU nationals to purchase Ordinary Shares, and non-EU nationals are currently effectively barred from purchasing Ordinary Shares, and will remain so for as long as these restrictions remain in place. There can be no assurance that these restrictions will ever be lifted. Additionally, these foreign ownership restrictions could result in Ryanair's exclusion from certain stock tracking indices. Any such exclusion may adversely affect the market price of the Ordinary Shares and ADRs. On April 19, 2012, the Company obtained shareholder approval to repurchase ADRs as part of its general authority to repurchase up to 5% of the issued share capital in the Company. See "Item 10. Additional Information—Limitations on Share Ownership by Non-EU Nationals" for a detailed discussion of restrictions on share ownership and the current ban on share purchases by non-EU nationals.

As of June 30, 2015, EU nationals owned at least 54.2% of Ryanair Holdings' Ordinary Shares (assuming conversion of all outstanding ADRs into Ordinary Shares).

*Holders of Ordinary Shares are Currently Unable to Convert those Shares into American Depositary Receipts.* In an effort to increase the percentage of its share capital held by EU nationals, on June 26, 2001, Ryanair Holdings instructed The Bank of New York Mellon, the depositary for its ADR program (the "Depositary"), to suspend the issuance of new ADRs in exchange for the deposit of Ordinary Shares until further notice. Holders of Ordinary Shares cannot convert their Ordinary Shares into ADRs during this suspension, and there can be no assurance that the suspension will ever be lifted. See also "—EU Rules Impose Restrictions on the Ownership of Ryanair Holdings' Ordinary Shares by Non-EU nationals and the Company has Instituted a Ban on the Purchase of Ordinary Shares by Non-EU Nationals" above.

*The Company's Results of Operations May Fluctuate Significantly.* The Company's results of operations have varied significantly from quarter to quarter, and management expects these variations to continue. See "Item 5. Operating and Financial Review and Prospects—Seasonal Fluctuations." Among the factors causing these variations are the airline industry's sensitivity to general economic conditions, the seasonal nature of air travel, and trends in airlines' costs, especially fuel costs. Because a substantial portion of airline travel (both business and personal) is discretionary, the industry tends to experience adverse financial results during general economic downturns. The Company is substantially dependent on discretionary air travel.

The trading price of Ryanair Holdings' Ordinary Shares and ADRs may be subject to wide fluctuations in response to quarterly variations in the Company's operating results and the operating results of other airlines. In addition, the global stock markets from time to time experience extreme price and volume fluctuations that affect the market prices of many airline company stocks. These broad market fluctuations may adversely affect the market price of the Ordinary Shares and ADRs.

*Ryanair Holdings May or May Not Pay Dividends.* Since its incorporation as the holding company for Ryanair in 1996, Ryanair Holdings has only occasionally declared special dividends on both its Ordinary Shares and ADRs. The directors of the Company declared on June 1, 2010 that Ryanair Holdings intended to pay a special dividend of approximately €500 million, and following shareholder approval at its annual general meeting on September 22, 2010 this special dividend was paid on October 1, 2010. Directors of the Company also declared on May 21, 2012 that Ryanair Holdings intended to pay a special dividend of €0.34 per ordinary share (approx. €492 million) and following shareholder approval at the annual general meeting on September 21, 2012 this special dividend was paid on November 30, 2012. In June 2013, the Company detailed plans to return up to €1 billion to shareholders over the following next two years. The Company completed €481.7 million in share buybacks in the fiscal year 2014 (including just over 6.0 million ADR buybacks) and €112.0 million in share buy-backs in the fiscal year 2015. The Company had indicated on May 19, 2014 that it planned to pay a special dividend of up to approximately €520 million in the fourth quarter of fiscal year 2015, and following shareholder approval at its annual general meeting on September 25, 2014, this special dividend was paid on February 27, 2015. In addition, in February 2015, Ryanair commenced a €400 million ordinary share buy-back program (to be completed by August 2015). The Company has made no further commitments in relation to the payment of dividends, share buybacks or other shareholder distributions. See "Item 8. Financial Information—Other Financial Information—Dividend Policy." As a holding company, Ryanair Holdings does not have any material assets other than the shares of Ryanair.

*Increased Costs for Possible Future ADR and Share Repurchases.* In April 2012, the Company held an extraordinary general meeting (“EGM”) to authorize the directors to repurchase Ordinary Shares and ADRs for up to 5% of the issued share capital of the Company traded on the NASDAQ Stock Market (“NASDAQ”). Up until April 2012, shareholders had only authorized the directors to repurchase Ordinary Shares. As the ADRs typically trade at a premium of 15% to 20% compared to Ordinary Shares, this may result in increased costs in performing share buy-backs in the future. In fiscal 2015, the Company bought back 10.9 million Ordinary Shares for cancellation, as part of its overall share buyback. On June 20, 2013, the Company detailed plans to return up to €1 billion to shareholders over the following two years. The Company completed €481.7 million in share buybacks in the fiscal year 2014 and €112.0 million in fiscal year 2015. On May 19, 2014, the Company had indicated that it planned to pay a special dividend of up to approximately €520 million in the fourth quarter of fiscal year 2015, and following shareholder approval at its annual general meeting on September 25, 2014, this special dividend was paid on February 27, 2015. In February 2015, Ryanair commenced a €400 million ordinary share buy-back program (to be completed by August 2015). The Company has made no further commitments in relation to the payment of dividends, share buybacks or other shareholder distributions.

#### **Item 4. Information on the Company**

### **INTRODUCTION**

Ryanair Holdings was incorporated in 1996 as a holding company for Ryanair Limited. The latter operates an ultra-low fare, scheduled-passenger airline serving short-haul, point-to-point routes between Ireland, the U.K., Continental Europe, and Morocco. Incorporated on November 28, 1984, Ryanair Limited began to introduce a low-fares operating model in Europe under a new management team in the early 1990s. See “Item 5. Operating and Financial Review and Prospects—History.” As of June 30, 2015, Ryanair had a principal fleet of over 315 Boeing 737-800 aircraft and six additional leased aircraft acquired on short term leases for the summer of 2015 provide extra capacity. Ryanair Limited offered over 1,600 scheduled short-haul flights per day serving approximately 190 airports largely throughout Europe. See “—Route System, Scheduling and Fares—Route System and Scheduling” for more details of Ryanair’s route network. See “Item 5. Operating and Financial Review and Prospects—Seasonal Fluctuations” for information about the seasonality of Ryanair’s business.

Ryanair recorded a profit on ordinary activities after taxation of €866.7 million in the 2015 fiscal year, as compared to a profit on ordinary activities after taxation of €522.8 million in the 2014 fiscal year. This increase of approximately 66% was primarily attributable to a 1% increase in average fares, an 11% increase in passenger traffic, a stronger load factor (up five points to 88%) and 11% fuel savings per passenger. Ryanair generated an average booked passenger load factor of approximately 88% in fiscal 2015, compared to 83% in fiscal 2014, and average booked passenger fare of €47.05 per passenger in the 2015 fiscal year, up from €46.40 in the prior fiscal year. The Company has focused on maintaining low operating costs (€50.92 per passenger in the 2015 fiscal year, a decrease from €53.61 in fiscal 2014).

The market’s acceptance of Ryanair’s low-fares service is reflected in the “Ryanair Effect” – Ryanair’s history of stimulating significant annual passenger traffic growth on the routes on which it has commenced service since 1991. For example, the number of scheduled airline passengers traveling on Ryanair routes increased from 651 thousand passengers in 1991 to 90.6 million passengers in fiscal 2015. Most international routes Ryanair has begun serving since 1991 have recorded significant traffic growth in the period following Ryanair’s commencement of service, with Ryanair capturing the largest portion of such growth on each route. A variety of factors contributed to this increase in air passenger traffic, including the relative strength of the Irish, U.K., and European economies in past years. However, management believes that the most significant factors driving such growth across all its European routes have been Ryanair’s low-fares policy and its superiority to its competitors in terms of flight punctuality, levels of lost baggage, and rates of flight cancellations.

The address of Ryanair Holdings’ registered office is: c/o Ryanair Limited, Dublin Office, Airside Business Park, Swords, County Dublin, Ireland. The Company’s contact person regarding this Annual Report on Form 20-F is: Neil Sorahan, Chief Financial Officer (same address as above). The telephone number is +353-1-945-1212 and the facsimile number is +353-1-945-1213. Under its current Articles, Ryanair Holdings has an unlimited corporate duration.

## STRATEGY

Ryanair's objective is to firmly establish itself as Europe's biggest scheduled passenger airline, through continued improvements and expanded offerings of its low-fares service. In the highly challenging current operating environment, Ryanair seeks to offer low fares that generate increased passenger traffic while maintaining a continuous focus on cost-containment and operating efficiencies. The key elements of Ryanair's long-term strategy are:

*Low Fares.* Ryanair's low fares are designed to stimulate demand, particularly from fare-conscious leisure and business travelers who might otherwise use alternative forms of transportation or choose not to travel at all. Ryanair sells seats on a one-way basis, thus eliminating minimum stay requirements from all travel on Ryanair scheduled services. Ryanair sets fares on the basis of the demand for particular flights and by reference to the period remaining to the date of departure of the flight, with higher fares typically charged on flights with higher levels of demand and for bookings made nearer to the date of departure. Ryanair also periodically runs special promotional fare campaigns. See "—Route System, Scheduling and Fares—Low and Widely Available Fares" below.

*Customer Service.* Ryanair's strategy is to deliver the best customer service performance in its peer group. According to the data available from the Association of European Airlines ("AEA") and airlines' own published statistics, Ryanair has achieved better punctuality, fewer lost bags, and fewer cancellations than its peer group in Europe. Ryanair achieves this by focusing strongly on the execution of these services and by primarily operating from un-congested airports. Ryanair conducts a daily conference call with airport personnel at each of its base airports, during which the reasons for each "first wave" flight delay and baggage short-shipment are discussed in detail and logged to ensure that the root cause is identified and rectified. Subsequent (consequential) delays and short shipments are investigated by Ryanair ground operations personnel. Customer satisfaction is also measured by regular online, mystery-passenger and by passenger surveys.

Ryanair is implementing a series of strategic initiatives that are expected to have a significant impact on its customer service offering. Ryanair has also announced and introduced a series of customer-service related initiatives under the "Always Getting Better" customer experience program, including a new, easier-to-navigate website with a fare finder facility, a mobile app, reduced penalty fees, allocated seating and more customer-friendly baggage allowances and change policies. Ryanair has also introduced three important products that improve its offer to customers. Family EXTRA offers families travelling with Ryanair a set of bundled ancillary discounts and 20% off a third booking. Business PLUS offers business travelers a flexible ticket, airport fast track and priority boarding. Ryanair Groups is designed for groups travelling together. Furthermore, these customer-service related initiatives include scheduling more flights to primary airports, selling flights via travel agents on GDS, increasing marketing spending to support these initiatives, and adjusting the airline's yield management strategy with the goal of increasing load factors and yield.

*Frequent Point-to-Point Flights on Short-Haul Routes.* Ryanair provides frequent point-to-point service on short-haul routes to primary, secondary and regional airports in and around major population centers and travel destinations. In the 2015 fiscal year, Ryanair flew an average route length of 776 miles and an average flight duration of approximately 1.83 hours. Short-haul routes allow Ryanair to offer its low fares and frequent service, while eliminating the need to provide unnecessary "frills," like free in-flight meals and movies, otherwise expected by customers on longer flights. Point-to-point flying (as opposed to hub-and-spoke service) allows Ryanair to offer direct, non-stop routes and avoid the costs of providing "through service," for connecting passengers, including baggage transfer and transit passenger assistance.

*Low Operating Costs.* Management believes that Ryanair's operating costs are among the lowest of any European scheduled-passenger airline. Ryanair strives to reduce or control four of the primary expenses involved in running a major scheduled airline: (i) aircraft equipment costs; (ii) personnel costs; (iii) customer service costs; and (iv) airport access and handling costs:

Aircraft Equipment Costs. Ryanair's primary strategy for controlling aircraft acquisition costs is focused on operating a single aircraft type. Ryanair currently operates only "next generation" Boeing 737-800s. Ryanair's continuous acquisition of new Boeing 737-800s has already and is expected, through the end of fiscal 2019, to increase the size of its fleet and thus increase its aircraft equipment and related costs (on an aggregate basis). In fiscal 2019, when the Boeing 737-800 is scheduled to go out of production, Ryanair will become the launch customer for the new Boeing 737-MAX-200 aircraft, which is designed to replace the Boeing 737-800, and will purchase up to 200 of such aircraft through the end of fiscal 2024 (including 100 firm and 100 option aircraft). The purchase of aircraft from a single manufacturer enables Ryanair to limit the costs associated with personnel training, maintenance, and the purchase and storage of spare parts while also affording the Company greater flexibility in the scheduling of crews and equipment. Management also believes that the terms of Ryanair's contracts with Boeing are very favorable to Ryanair. See "—Aircraft" below for additional information on Ryanair's fleet.

Personnel Costs. Ryanair endeavors to control its labor costs by seeking to continually improve the productivity of its already highly productive work force. Compensation for personnel emphasizes productivity-based pay incentives. These incentives include sales bonus payments for onboard sales of products for flight attendants and payments based on the number of hours or sectors flown by pilots and flight attendants within limits set by industry standards or regulations fixing maximum working hours.

Customer Service Costs. Ryanair has entered into agreements on competitive terms with external contractors at certain airports for ticketing, passenger and aircraft handling, and other services that management believes can be more cost-efficiently provided by third parties. Management attempts to obtain competitive rates for such services by negotiating fixed-price, multi-year contracts. The development of its own Internet booking facility has allowed Ryanair to eliminate travel agent commissions. As part of its strategic initiatives, and the "Always Getting Better" customer experience program, the Company has broadened its distribution base by making Ryanair's fares available to Travelport (Galileo and Worldspan), Amadeus and Sabre at nominal cost to the Company. Direct sales via the Ryanair website and mobile app continues to be the prime generator of scheduled passenger revenues.

Airport Access and Handling Costs. Ryanair attempts to control airport access and service charges by focusing on airports that offer competitive prices. Management believes that Ryanair's record of delivering a consistently high volume of passenger traffic growth at many airports has allowed it to negotiate favorable contracts with such airports for access to their facilities, although the recent change in strategy by the Company may see it access more primary airports, which typically have higher airport charges and greater competition along with slot limitations. Secondary and regional airports also generally do not have slot requirements or other operating restrictions that can increase operating expenses and limit the number of allowed take-offs and landings. Ryanair further endeavors to reduce its airport charges by opting, when practicable, for less expensive gate locations as well as outdoor boarding stairs, rather than jetways, which are more expensive and operationally less efficient to use. In addition, since October 2009, Ryanair has required all passengers to check-in on the Internet. This requirement was instituted to reduce waiting times at airports and speed a passenger's journey from arrival at the airport to boarding, as well as significantly reduce airport handling costs. Ryanair has also introduced a checked-bag fee, which is payable on the Internet at the time of booking and is aimed at reducing the number of bags carried by passengers in order to further reduce handling costs. See "Item 3. Risk Factors—Risks Related to the Company—The Company Faces Risks Related to its Internet Reservations Operations and its Announced Elimination of Airport Check-in Facilities."

*Taking Advantage of the Internet.* In 2000, Ryanair converted its host reservation system to a new system, which it operates under a hosting agreement with Navitaire that was extended in 2011 and will terminate in November 2019. As part of the implementation of the reservation system, Navitaire developed an Internet booking facility. The Ryanair system allows Internet users to access its host reservation system and to make and pay for confirmed reservations in real time through the Ryanair.com website. After the launch of the Internet reservation system, Ryanair heavily promoted its website through newspaper, radio and television advertising. As a result, Internet bookings grew rapidly, and have accounted for the vast majority of reservations over the past several years. In May 2012, Ryanair further upgraded the reservation system to offer more flexibility for future system enhancements and to accommodate the future growth of Ryanair. In November 2013, Ryanair re-launched its website in a new, easier to use, format that reduced the number of “clicks” to make a booking. Various other initiatives were also introduced, including a fare finder facility which enables customers to easily find the lowest fares. The new “My Ryanair” registration services, which allows customers to securely store their personal and payment details, has also significantly quickened the booking process and made it easier for customers to book a flight. The Company also launched a new mobile app on July 15, 2014, which made it simpler and easier for customers to book Ryanair flights. In May 2015, an upgraded mobile app, which is native to both Android and IOS, was launched. This upgraded app is more reliable and stable than previous versions of the app and enhances the experience for customers accessing our website via mobile. Ryanair, as part of the “Always Getting Better” customer experience program, will endeavor to improve its website and mobile app through a series of ongoing upgrades.

*Commitment to Safety and Quality Maintenance.* Safety is the primary priority of Ryanair and its management. This commitment begins with the hiring and training of Ryanair’s pilots, flight attendants, and maintenance personnel and includes a policy of maintaining its aircraft in accordance with the highest European airline industry standards. Ryanair has not had a single passenger or flight crew fatality as a result of an accident with one of its aircraft in its 30-year operating history. Although Ryanair seeks to maintain its fleet in a cost-effective manner, management does not seek to extend Ryanair’s low-cost operating strategy to the areas of safety, maintenance, training or quality assurance. Routine aircraft maintenance and repair services are performed primarily by Ryanair, at Ryanair’s main bases, but are also performed at other base airports by maintenance contractors approved under the terms of a European Aviation Safety Agency (“EASA”) Part 145 approval. Ryanair currently performs heavy airframe maintenance, but contracts with other parties who perform engine overhaul services and rotatable repairs. These contractors also provide similar services to a number of other airlines, including Southwest Airlines, British Airways, Air France and Alitalia.

*Enhancement of Operating Results through Ancillary Services.* Ryanair distributes accommodation services and travel insurance primarily through its website. For accommodation (hotels, villas, apartments, hostels etc.) services, Ryanair has a contract with Bookings.com to market hotels during the website booking process. Ryanair also offers airport transfers and car park services through its website and onboard its aircraft. In addition, until July 2, 2015, when Hertz ended its contract at short notice, Ryanair marketed car hire for Hertz via its website. Ryanair is currently seeking an alternative car hire partner. Ancillary services accounted for approximately 25% of Ryanair’s total operating revenues in both the 2015 and 2014 fiscal years. See “—Ancillary Services” below and “Item 5. Operating and Financial Review and Prospects—Results of Operations—Fiscal Year 2015 Compared with Fiscal Year 2014—Ancillary Revenues” for additional information.

*Focused Criteria for Growth.* Building on its success in the Ireland-U.K. market and its expansion of service to continental Europe and Morocco, Ryanair intends to follow a manageable growth plan targeting specific markets. Ryanair believes it will have opportunities for continued growth by: (i) using aggressive fare promotions to increase load factors; (ii) initiating additional routes in the EU; (iii) initiating additional routes in countries party to a European Common Aviation Agreement with the EU that are currently served by higher-cost, higher-fare carriers; (iv) increasing the frequency of service on its existing routes; (v) starting new domestic routes within individual EU countries; (vi) considering acquisition opportunities that may become available in the future; (vii) connecting airports within its existing route network (“triangulation”); (viii) establishing new bases; and (ix) initiating new routes not currently served by any carrier.

*Responding to Market Challenges.* In recent periods, and with increased effect in the 2012, 2013 and 2014 fiscal years, Ryanair's low-fares business model faced substantial pressure due to significantly increased fuel costs and reduced economic growth (or economic contraction) in some of the economies in which it operates. The Company has aimed to meet these challenges by: (i) grounding (approximately 50 in fiscal 2015, 70 in fiscal 2014 and 80 in fiscal 2013) aircraft during the winter season; (ii) disposing of aircraft (lease hand backs totaled four in the 2013 fiscal year and eight in the 2014 fiscal year with none handed back in fiscal 2015); (iii) controlling labor and other costs, including through wage freezes for non-flight crew personnel in fiscal 2011 and fiscal 2013, selective redundancies and the introduction of Internet check-in in fiscal 2010; and (iv) renegotiating contracts with existing suppliers, airports and handling companies. There can be no assurance that the Company will be successful in achieving all of the foregoing or taking other similar measures, or that doing so will allow the Company to earn profits in any period. See "Item 3. Key Information—Risk Factors—Risks Related to the Company—Changes in Fuel Costs and Availability Affect the Company's Results" and "—The Company May Not Be Successful in Increasing Fares and Revenues to Cover Rising Business Costs."

In recent years, in response to an operating environment characterized by high fuel prices, typically lower seasonal yields and higher airport charges and/or taxes, Ryanair has adopted a policy of grounding a certain portion of its fleet during the winter months (from November to March inclusive). In the winter months of fiscal 2014 and fiscal 2015, Ryanair grounded approximately 70 aircraft and 50 aircraft respectively and the Company noted in May 2015 that it intends to ground approximately 50 aircraft during the winter months of fiscal 2016. While seasonal grounding does reduce the Company's operating costs, it also decreases Ryanair's potential to record both flight and non-flight revenues. Decreasing the number and frequency of flights may also negatively affect the Company's labor relations, including its ability to attract flight personnel interested in full-time employment. See "Item 3. Key Information—Risk Factors—Ryanair has Seasonally Grounded Aircraft."



## ROUTE SYSTEM, SCHEDULING AND FARES

### Route System and Scheduling

As of July 24, 2015, the Company offered over 1,600 scheduled short-haul flights per day serving approximately 190 airports largely throughout Europe, and flying approximately 1,600 routes. The following table lists Ryanair's operating bases:

Operating Bases		
Alghero	Dusseldorf (Weeze)	Manchester
Alicante	East Midlands	Marrakech
Athens	Edinburgh	Marseilles
Baden-Baden	Eindhoven	Milan (Bergamo)
Barcelona (Girona)	Faro	Palermo
Barcelona (El Prat)	Fez	Palma Mallorca
Bari	Frankfurt (Hahn)	Paphos
Berlin	Gdansk	Pescara
Bologna	Glasgow (Prestwick)	Pisa
Bournemouth	Glasgow International	Ponta Delgada
Birmingham	Gothenburg	Porto
Bratislava	Gran Canaria	Oslo (Rygge)
Bremen	Kaunas	Rome (Ciampino)
Brindisi	Krakow	Rome (Fiumicino)
Bristol	Lamezia	Seville
Brussels (Charleroi)	Lanzarote	Shannon
Brussels (Zaventem)	Leeds Bradford	Stockholm (Skavsta)
Budapest	Lisbon	Tenerife South
Cagliari	Liverpool	Thessaloniki
Catania	London (Luton)	Trapani
Chania	London (Stansted)	Valencia
Cologne	Madrid	Warsaw (Modlin)
Cork	Malaga	Wroclaw
Dublin	Malta	Zadar

See Note 17, "Analysis of operating revenues and segmental analysis," to the consolidated financial statements included in Item 18 for more information regarding the geographical sources of the Company's revenue.

Management's objective is to schedule a sufficient number of flights per day on each of Ryanair's routes to satisfy demand for Ryanair's low-fares service. Ryanair schedules departures on its most popular routes at frequent intervals; normally between approximately 6:00 a.m. and 11:00 p.m. Management regularly reviews the need for adjustments in the number of flights on all of its routes.

As part of Ryanair's "Always Getting Better" customer experience program Ryanair has focused on high frequency and business friendly timings between Europe's main business centers.

During the 2015 fiscal year, Ryanair opened 143 new routes across its network. See "Item 3. Risk Factors—Risks Related to the Company—Ryanair's New Routes and Expanded Operations May Have an Adverse Financial Impact on Its Results."

## **Low and Widely Available Fares**

Ryanair offers low fares, with prices generally varying on the basis of advance booking, seat availability and demand. Ryanair sells seats on a one-way basis, thus removing minimum stay requirements from all travel on Ryanair scheduled services. All tickets can be changed, subject to certain conditions, including fee payment and applicable upgrade charges. However, tickets are generally non-cancelable and non-refundable and must be paid for at the time of reservation.

Ryanair's discounted fares are "capacity controlled" in that Ryanair allocates a specific number of seats on each flight to each fare category to accommodate projected demand for seats at each fare level leading up to flight time. Ryanair generally makes its lowest fares widely available by allocating a majority of its seat inventory to its lowest fare categories. Management believes that its unrestricted fares as well as its advance-purchase fares are attractive to both business and leisure travelers.

When launching a new route, Ryanair's policy is to price the new route at its lowest fare so that it will be significantly lower than other carriers' lowest fares, but still provide a satisfactory operating margin.

Ryanair also periodically runs special promotional fare campaigns, in particular in connection with the opening of new routes, and endeavors to always offer the lowest fare on any route it serves. Promotional fares may have the effect of increasing load factors and reducing Ryanair's yield and passenger revenues on the relevant routes during the periods they are in effect. Ryanair expects to continue to offer significant fare promotions to stimulate demand in periods of lower activity or during off-peak times for the foreseeable future.

## **MARKETING AND ADVERTISING**

Ryanair's primary marketing strategy is to emphasize its widely available low fares, route choice and great service which has recently been enhanced by Ryanair's "Always Getting Better" customer experience program. In doing so, Ryanair primarily advertises its services in national and regional media across Europe. In addition, we use topical advertising, social media, press conferences and publicity stunts. Other marketing activities include the distribution of advertising and promotional material and cooperative advertising campaigns with other travel-related entities, including local tourist boards. Ryanair also regularly contacts people registered in its database to inform them about promotions and special offers.

## **RESERVATIONS ON RYANAIR.COM**

Passenger airlines generally rely on travel agents (whether traditional or online) for a significant portion of their ticket sales and pay travel agents commissions for their services, as well as reimbursing them for the fees charged by reservation systems providers. In contrast, Ryanair requires passengers to make reservations and purchase tickets directly through the Company. The vast majority of such reservations and purchases are made through the website Ryanair.com. Ryanair is therefore not reliant on travel agents. See “—Strategy—Taking Advantage of the Internet” above for additional information.

In May 2012, Ryanair further upgraded its reservation system in order to facilitate the continued expansion of the airline. The upgraded system gives the Company the ability to offer more enhancements to passengers, as the new platform is far more flexible in terms of future development. Under the agreement with the system provider, Navitaire, the system serves as Ryanair’s core seating inventory and booking system. In return for access to these system functions, Ryanair pays transaction fees that are generally based on the number of passenger seat journeys booked through the system. Navitaire also retains a back-up booking engine to support operations in the event of a breakdown in the main system. Over the last several years, Ryanair has introduced a number of Internet-based customer service enhancements such as Internet check-in, priority boarding service and limited reserved seating since January 2012 (with fully allocated seating introduced in February 2014 as part of the “Always Getting Better” customer experience program). Since October 2009, Ryanair has required Internet check-in for all passengers. These enhancements and changes have been made to reduce waiting time at airports and speed a passenger’s journey from arrival at the airport to boarding, as well as significantly reduce airport handling costs. Ryanair has also introduced a checked-bag fee, which is payable on the Internet and is aimed at reducing the number of bags carried by passengers in order to further reduce handling costs. On April 1, 2014, the Company entered into an agreement with Travelport which operates the Galileo and Worldspan GDS. In October 2014, the Company entered into an agreement with Amadeus and an agreement was also concluded with Sabre in May 2015 (collectively “GDSs”). The Company’s fares (except for the three lowest fare categories) will be distributed on the GDSs systems. Ryanair has negotiated an attractive per segment price and expects to sell tickets via travel agents at no commission to a mix of largely business/corporate travelers. See Item 3. Key Information—Risk Factors—Risks Related to the Company—Ryanair Faces Risks Related to Unauthorized Use of Information from the Company’s Website.”

## **AIRCRAFT**

### **Aircraft**

As of June 30, 2015, Ryanair had a principal fleet of over 315 Boeing 737-800 aircraft and six additional leased aircraft acquired on short term leases for the summer of 2015 to provide extra capacity. The principal fleet was composed of Boeing 737-800 “next generation” aircraft, each having 189 seats. Ryanair’s fleet totaled 308 Boeing 737-800s at March 31, 2015. The Company expects to have an operating fleet comprising approximately 520 Boeing 737s at March 31, 2024 depending on the level of lease returns/disposals. This operating fleet will comprise a mix of Boeing 737-800s and Boeing 737-MAX-200 aircraft. The 737-MAX-200 aircraft, which will start being delivered during fiscal 2020, have 197 seats.

Between March 1999 and March 2015, Ryanair took delivery of 359 new Boeing 737-800 “next generation” aircraft under its contracts with Boeing and disposed of 52 such aircraft, including 26 lease handbacks.

Under the terms of the 2013 Boeing Contract, Ryanair has agreed to purchase the 183 new Boeing 737-800 aircraft over a five year period from fiscal 2015 to 2019, with delivery beginning in September 2014. The new aircraft will benefit from a net effective price not dissimilar to that under the 2005 Boeing Contract which was approved by shareholders in 2005. Under the terms of the 2014 Boeing Contract, Ryanair has agreed to purchase up to 200 new Boeing 737-MAX-200 aircraft (100 firm orders and 100 aircraft subject to option) over a five year period from fiscal 2020 to 2024, with delivery beginning in August 2019. The new aircraft will be used on new and existing routes to grow Ryanair’s business.

The Boeing 737-800 represents the current generation of Boeing's 737 aircraft. It is a short-to-medium range aircraft and seats 189 passengers. The basic price (equivalent to a standard list price for an aircraft of this type) for each of the Boeing 737-800 series aircraft is approximately US\$78.5 million and the basic price will be increased for certain "buyer-furnished" equipment, amounting to approximately US\$2.9 million per new aircraft, which Ryanair has asked Boeing to purchase and install on each of the new aircraft. In addition, an "Escalation Factor" will be applied to the basic price to reflect increases in the Employment Cost Index and Producer Price Index between the time the basic price was set in the 2013 Boeing Contract and the period 18 to 24 months prior to the delivery of any such new aircraft.

Boeing has granted Ryanair certain price concessions as part of the 2013 Boeing Contract. These will take the form of credit memoranda to Ryanair for the amount of such concessions, which Ryanair may apply toward the purchase of goods and services from Boeing or toward certain payments, other than advance payments, in respect of the new aircraft. Boeing and CFMI (the manufacturer of the engines to be fitted on the new aircraft) have also agreed to provide Ryanair with certain allowances for promotional and other activities, as well as providing certain other goods and services to Ryanair on concessionary terms. Those credit memoranda and promotional allowances will effectively reduce the price of each new aircraft payable by Ryanair. As a result, the "effective price" (the purchase price of the new aircraft net of discounts received from Boeing) of each new aircraft will be significantly below the basic price mentioned above. The effective price applies to all new aircraft due for delivery from September 2014.

The Boeing 737-MAX-200 represents the newest generation of Boeing's 737 aircraft. It is a short-to-medium range aircraft and seats 197 passengers (eight more than Ryanair's existing 189 seat fleet). The basic price (equivalent to a standard list price for an aircraft of this type) for each of the Boeing 737-MAX-200 series aircraft is approximately US\$102 million and the basic price will be increased for certain "buyer-furnished" equipment, amounting to approximately US\$1.6 million per new aircraft, which Ryanair has asked Boeing to purchase and install on each of the new aircraft. In addition, an "Escalation Factor" will be applied to the basic price to reflect increases in the Employment Cost Index and Producer Price Index between the time the basic price was set in the 2014 Boeing Contract and the planned month of delivery of any such new aircraft.

Boeing has granted Ryanair certain price concessions as part of the 2014 Boeing Contract. These will take the form of credit memoranda to Ryanair for the amount of such concessions, which Ryanair may apply toward the purchase of goods and services from Boeing or toward certain payments, other than advance payments, in respect of the new aircraft. Boeing and CFMI (the manufacturer of the engines to be fitted on the New Aircraft) have also agreed to provide Ryanair with certain allowances for promotional and other activities, as well as providing certain other goods and services to Ryanair on concessionary terms. Those credit memoranda and promotional allowances will effectively reduce the price of each new aircraft payable by Ryanair. As a result, the "effective price" (the purchase price of the New Aircraft net of discounts received from Boeing) of each new aircraft will be significantly below the basic price mentioned above. The effective price applies to all new aircraft due for delivery from August 2019.

For additional details on the Boeing contracts, scheduled aircraft deliveries and related expenditures and their financing, as well as the terms of the arrangements under which Ryanair currently leases 51 of the aircraft in its operating fleet, see "Item 5. Operating and Financial Review and Prospects—Liquidity and Capital Resources."

The Boeing 737 is the world's most widely used commercial aircraft and exists in a number of generations, the Boeing 737-800s being the most recent in current production, with the 737-MAX-200 not expected to enter the market until 2019.

Management believes that its strategy, to date, of having reduced its fleet to two generations of an aircraft type enables Ryanair to limit the costs associated with personnel training, the purchase and storage of spare parts, and maintenance. Furthermore, this strategy affords Ryanair greater flexibility in the scheduling of crews and equipment.

The Boeing 737-800s are fitted with CFM 56-7B engines and have advanced CAT III Autoland capability, advanced traffic collision avoidance systems, and enhanced ground-proximity warning systems. The Boeing 737-MAX-200 CFM LEAP-1B engines which, combined with the Advanced Technology winglet and other aerodynamic improvements, will reduce fuel consumption by up to approximately 18% on a per seat basis compared to the Boeing 737-800s in Ryanair's configuration and reduce operational noise emissions by approximately 40%.

The Boeing 737-MAX-200 aircraft could impact the Company insofar as the residual value of its Boeing 737-800 aircraft could be reduced when it enters production, currently expected to be in late 2019.

At March 31, 2015, the average aircraft age of the Company's Boeing 737-800 fleet was six years.

## **Training and Regulatory Compliance**

Ryanair currently owns and operates four Boeing 737-800 full flight simulators for pilot training, the first of which was delivered in 2002. The simulators were purchased from CAE Electronics Ltd. of Quebec, Canada ("CAE"). The second simulator was delivered in 2004, while the third and fourth simulators were delivered in the 2008 fiscal year. In September 2006, Ryanair entered into a new contract with CAE to purchase B737NG Level B flight simulators. Two such simulators were delivered in the 2009 fiscal year. In December 2014, Ryanair entered into a new contract with CAE to purchase B737NG Level D flight simulators, two for delivery in fiscal 2016, with an option to purchase a third simulator. In May 2015, Ryanair purchased a Boeing 737-700 aircraft which will be used primarily for pilot training purposes but will also be used to back up the operation during the peak summer period.

Management believes that Ryanair is currently in compliance with all applicable regulations and EU directives concerning its fleet of Boeing 737-800 aircraft and will comply with any regulations or EU directives that may come into effect in the future. However, there can be no assurance that the FAA or other regulatory authorities will not recommend or require other safety-related undertakings that could adversely impact the Company's results of operations or financial condition. See "Item 3. Key Information—Risk Factors—Risks Related to the Airline Industry—Safety-Related Undertakings Could Affect the Company's Results."

## **ANCILLARY SERVICES**

Ryanair provides various ancillary services and engages in other activities connected with its core air passenger service, including non-flight scheduled services, Internet-related services, and the in-flight sale of beverages, food, and merchandise. See "Item 5. Operating and Financial Review and Prospects—Results of Operations—Fiscal Year 2015 Compared with Fiscal Year 2014—Ancillary Revenues" for additional information.

As part of its non-flight scheduled and Internet-related services, Ryanair incentivizes ground service providers at many of the airports it serves to levy correct excess baggage charges for any baggage that exceeds Ryanair's published baggage allowances and to collect these charges in accordance with Ryanair's standard terms and conditions. Excess baggage charges are recorded as non-flight scheduled revenue.

Ryanair primarily markets accommodation services and travel insurance through its website. For hotel and accommodation services, Ryanair has a contract with Bookings.com to market hotels during the booking process on its website and Ryanair receives a commission on these sales. In addition, until July 2, 2015, when Hertz ended its contract at short notice, Ryanair marketed car hire for Hertz via its website. Ryanair is currently seeking an alternative car hire partner.

Ryanair also sells bus and some rail tickets onboard its aircraft and through its website. In addition, Ryanair markets car parking, attractions and activities on its website, with the latter having gone on sale in-flight in spring 2012.

Ryanair sells gift vouchers on its website, which are redeemable online. In May 2009, Ryanair started to offer its passengers the possibility of receiving an SMS (text message) when booking, at a modest fee, to inform them of their flight confirmation details.

In April 2009, Ryanair signed a contract with Webloyalty International Ltd, which offers Ryanair's customers who have a UK, Spanish, Irish, Dutch or French billing address a retail discount and cash-back program. In April 2011, Ryanair began to sell advertising on its boarding cards. In April 2015, a boarding card redesign along with increased passenger volumes allowed for further growth in this area.

In fiscal year 2012, Ryanair rolled out handheld Electronic Point of Sale ("EPOS") devices across its route network. These EPOS devices replaced manual and paper based systems on board the aircraft. The EPOS device enables cabin crew to sell and record their on-board sales transactions more efficiently and generate vastly improved management sales reporting. The EPOS device also issues bus and rail tickets and tickets for tourist attractions. A new version of the EPOS device is being rolled out in summer of 2015.

In fiscal year 2011, Ryanair began offering reserved seating in twenty-one extra legroom seats on each aircraft for a fee on certain routes and this feature was rolled out to all routes in fiscal year 2012. In February 2014, Ryanair introduced fully allocated seating on each of its flights. Passengers can, for a modest premium, reserve seats at the front of the aircraft and at the overwing exits. All other seats can be reserved for a lower fee. In the event a passenger does not wish to purchase an allocated seat, a random seat will be allocated during the booking process.

In November 2013, the Company launched a new website which reduced the number of clicks to make a booking. At the same time, the Company reduced the exposure of certain other ancillary products during the booking process on the website which had a negative impact on sales along with a reduction of certain penalty fees and charges at airports. The Company anticipates that the reduction in revenues arising from these changes will be offset by the increased revenues arising from allocated seating and, over time, enhanced selling opportunities that will arise from the digital personalization of offers to our customers. See "Item 3 Key Information—Risk Factors—Risks related to the Company—Ryanair May Not Achieve All of the Expected Benefits of its Recent Strategic Initiatives".

## **MAINTENANCE AND REPAIRS**

### **General**

As part of its commitment to safety, Ryanair endeavors to hire qualified maintenance personnel, provide proper training to such personnel, and maintain its aircraft in accordance with European industry standards. While Ryanair seeks to maintain its fleet in a cost-effective manner, management does not seek to extend Ryanair's low-cost operating strategy to the areas of maintenance, training or quality control.

Ryanair's quality assurance department deals with oversight of all maintenance activities in accordance with Part 145. The European Aviation Safety Agency ("EASA"), which established Part 145, came into being on September 28, 2003; through the adoption of Regulation (EC) No. 1592/2002 of the European Parliament, and its standards superseded the previous Joint Aviation Authority ("JAA") requirements. See "—Government Regulation—Regulatory Authorities" below.

Ryanair is itself an EASA Part 145-approved maintenance contractor and provides its own routine aircraft maintenance and repair services. Ryanair also performs certain checks on its aircraft, including pre-flight, daily, and transit checks at some of its bases, as well as A-checks at its Dublin, London (Stansted), Glasgow (Prestwick), Bremen, Kaunas and Frankfurt (Hahn) facilities. Since December 2003, Ryanair has operated a hangar facility at its base at Glasgow (Prestwick) in Scotland, where both A-checks and C-checks are performed on the fleet of Boeing 737-800 aircraft. The facility performs up to four C-checks per week and Ryanair has recently opened a new C-check hangar facility in Kaunas, Lithuania where it carries out between one and two light C-checks per week, enabling Ryanair to perform all of the heavy maintenance that is currently required on its Boeing 737-800 fleet in-house. In January 2014, Ryanair opened another single bay hangar facility in Kaunas.

Ryanair opened a five-bay hangar and stores facility at its London (Stansted) airport base in October 2008 to allow Ryanair to carry out additional line maintenance on its expanding fleet. This facility also incorporates two flight simulator devices with space and provisions for two more, together with a cabin crew trainer and associated training rooms. Ryanair has completed the building of a separate training facility adjacent to the hangar to accommodate a full size 737NG training aircraft to allow for cabin crew and engineering training. Ryanair carries out A-checks and line maintenance in its single-bay aircraft hangar facility in Bremen. Ryanair has also entered into a 30-year sole-tenancy agreement with Frankfurt (Hahn) airport and has taken acceptance of a two-bay hangar and stores facility that also incorporates a two-bay simulator-training center. This facility was completed in January 2011 and allows Ryanair to carry out additional line maintenance including A-checks.

Maintenance and repair services that may become necessary while an aircraft is located at some of the other airports served by Ryanair are provided by other Part 145-approved contract maintenance providers. Aircraft return each evening to Ryanair's bases, where they are examined by either Ryanair's approved engineers or by local Part 145-approved companies.

### **Heavy Maintenance**

As noted above, Ryanair currently has sufficient capacity to be able to carry out all of the routine maintenance work required on its Boeing 737-800 fleet itself. Ryanair opened a new three-bay maintenance hangar at Glasgow (Prestwick) airport in winter 2010 to accommodate the additional maintenance requirements arising from its expanding and aging fleet and opened a new C-check facility in Kaunas in January 2013 to carry out light C-checks.

Ryanair contracts out engine overhaul service for its Boeing 737-800 aircraft to General Electric Engine Services pursuant to a 10-year agreement with an option for a 10-year extension, which was signed in 2004 and subsequently extended for three years to November 30, 2017. This comprehensive maintenance contract provides for the repair and overhaul of the CFM56-7B series engines fitted to the first 155 of Ryanair's Boeing 737-800 aircraft, the repair of parts and general technical support for the fleet of engines. On June 30, 2008, the Company finalized a contract for a similar level of coverage and support for the engines on all of its aircraft that have been or were scheduled to be delivered over the period through November 2012. Due to the fact that engines on recently delivered aircraft will not require a scheduled engine overhaul prior to the expiry of the current contract with GE, Ryanair has decided, at this time, not to take up its option to have engines delivered with aircraft after October 2010 covered by this contract. General Electric Engine Services mainly uses its Part 145-approved repair facility in Cardiff, Wales for this work, but also uses the KLM Part 145-approved facility in Amsterdam, and its Part 145-approved facility in Celma, Brazil. By contracting with experienced Part 145-approved maintenance providers, management believes it is better able to ensure the quality of its aircraft and engine maintenance. Ryanair assigns a Part 145-certified mechanic to oversee all heavy maintenance and to authorize all engine overhauls performed by third parties. Maintenance providers are also monitored closely by the national authorities under EASA and national regulations.

Ryanair expects to be dependent on external service contractors, particularly for engine and component maintenance, for the foreseeable future, notwithstanding the additional capabilities provided by its maintenance facilities at Dublin, Glasgow (Prestwick), London (Stansted), Frankfurt (Hahn) and Kaunas. See "Item 3. Key Information—Risk Factors—Risks Related to the Company—The Company Is Dependent on External Service Providers."

## **SAFETY RECORD**

Ryanair has not had a single passenger or flight crew fatality in its 30-year operating history. Ryanair demonstrates its commitment to safe operations through its safety training procedures, its investment in safety-related equipment, and its adoption of an internal open and confidential reporting system for safety issues. The Company's Board of Directors also has a safety committee to review and discuss air safety and related issues. Michael Horgan, a Company director, is the chairman of this committee and reports to the Board of Directors.

Ryanair's flight crew training is oriented towards accident prevention and integrates with the Safety Management System to cover all aspects of flight operations. Threat and Error Management (TEM) is at the core of all flight crew training programs. Ryanair maintains full control of the content and delivery of all of its flight crew training, including initial, recurrent, and upgrade phases. All training programs are approved by the Irish Aviation Authority (the "IAA"), which regularly audits operation control standards and flight crew training standards for compliance with EU legislation.

All of the Boeing 737-800s that Ryanair has bought or committed to buy are certified for Category IIIA landings (automatic landings with minimum horizontal visibility of 200 meters and a 50 feet decision height). The Boeing 737-MAX-200, scheduled for delivery in 2019, will include flight deck enhancements derived from Ryanair's experience with the Boeing 737-200 and Boeing 737-800 fleets.

Ryanair has a comprehensive and documented Safety Management System. Management encourages flight crews to report any safety-related issues through the Safety Alert Initial Report reporting program, which is available online through Ryanair's Crewdock system. Ryanair has also implemented a confidential reporting system which affords personnel the opportunity to report directly to the Flight Safety Officer any event, error, or discrepancy in operations that they do not wish to report through standard reporting channels. The confidential reporting system is designed to increase management's awareness of problems that may be encountered by personnel in their day-to-day operations. Management uses the information reported through all reporting systems to modify operating procedures and improve flight operation standards. Additionally, Ryanair promotes the use of *CHIRP*, a confidential reporting system that is endorsed by the UK CAA as an alternative confidential reporting channel.

Ryanair has installed an automatic data capturing system on each of its Boeing 737-800 aircraft which captures and downloads aircraft performance information for use as part of Operational Flight Data Monitoring (OFDM) which automatically provides a confidential report on variations from normal operating limitations detected during the course of each flight. The purpose of this system is to monitor operational trends and inform management of any instance of an operational limit being exceeded. By analyzing these reports, management is able to identify undesirable trends and potential areas of operational risk, so as to take steps to rectify such deviations, thereby ensuring adherence to Ryanair's flight safety standards.

In November 2008, a Ryanair aircraft suffered a multiple bird strike during its final approach to Rome (Ciampino) airport. This incident caused substantial damage to the aircraft, which resulted in an insurance claim being filed in respect of this aircraft. The damage that it suffered was such that the aircraft was not repaired, although Ryanair has retained ownership of it for certain parts and for training purposes.



## **AIRPORT OPERATIONS**

### **Airport Handling Services**

Ryanair provides its own aircraft and passenger handling and ticketing services at Dublin Airport. Third parties provide these services to Ryanair at most other airports it serves. Swissport Limited provides Ryanair's ticketing, passenger and aircraft handling, and ground handling services at many of these airports in Ireland and the U.K., while similar services in continental Europe are generally provided by the local airport authorities, either directly or through sub-contractors. Management attempts to obtain competitive rates for such services by negotiating multi-year contracts at fixed prices. These contracts are generally scheduled to expire in one to five years, unless renewed, and certain of them may be terminated by either party before their expiry upon prior notice. Ryanair will need to enter into similar agreements in any new markets it may enter. See "Item 3. Key Information—Risk Factors—Risks Related to the Company—The Company Is Dependent on External Service Providers."

During 2009, Ryanair introduced Internet check-in for all passengers and also introduced kiosks at certain airports for the provision of other services. The Company has these kiosks in operation at many of its key bases.

### **Airport Charges**

As with other airlines, Ryanair must pay airport charges each time it lands and accesses facilities at the airports it serves. Depending on the policy of the individual airport, such charges can include landing fees, passenger loading fees, security fees and parking fees. Ryanair attempts to negotiate discounted fees by delivering annual increases in passenger traffic, and opts, when practicable, for less expensive facilities, such as less convenient gates and the use of outdoor boarding stairs rather than more expensive jetways. Nevertheless, there can be no assurance that the airports Ryanair uses will not impose higher airport charges in the future and that any such increases would not adversely affect the Company's operations.

As a result of rising airport charges and the introduction of an Air Travel Tax of €10 on passengers departing from Irish airports on routes longer than 300 kilometers from Dublin Airport (€2 on shorter routes), Ryanair reduced its fleet at Dublin airport to 13 during winter 2010 (down from 22 in summer 2008 and 20 in winter 2008). The introduction of the aforementioned €10 tax likely had a negative impact on the number of passengers traveling to and from Ireland. The Dublin Airport Authority ("DAA") reported that passenger volumes declined by 25% from 30 million in 2007 to 23 million in 2012. Ryanair believes that this is partly reflective of the negative impact of the tax on Irish travel. Ryanair called for the elimination of the tax to stimulate tourism during the recession. Ryanair also complained to the European Commission about the unlawful differentiation in the level of the Irish Air Travel tax between routes within the EU. From April 2011, a single rate (€3) of the Air Travel Tax was introduced on all routes. In May 2011, the Irish Government announced that it would abolish the Air Travel Tax, and the tax was ultimately abolished on April 1, 2014. No assurance can be given that the tax will not be reintroduced in the future at similar levels or higher levels, which could have a negative impact on demand for air travel.

The Greek government planned to introduce similar taxes; however, it has now cancelled plans to introduce these taxes. The German government introduced an €8 passenger tax on January 1, 2011 for all departing domestic or short-haul passengers and a passenger tax of €25 for all departing passengers on flights bound for southern Europe and northern Africa. The €8 tax was reduced to €7.50 in January 2012. In addition, the Austrian government introduced an ecological air travel levy of €8 effective January 1, 2011. In July 2013, the regional Walloon Government in Belgium announced a €3 passenger travel tax from January 2014. However, the plan to introduce this tax was later abandoned. The Moroccan government has also introduced a similar tax (equivalent to approximately €9) from April 2014. The Italian government has recently proposed to increase the municipal taxes in Italy by €2, however, no final decision has yet been made.

In March 2007, the discount arrangement formerly in place at London (Stansted) airport terminated, subjecting Ryanair to an average increase in charges of approximately 100%. The increase in these charges, which was passed on in the form of higher ticket prices, had a negative impact on yields and passenger volumes in the winter, resulting in Ryanair's decision to ground seven aircraft. Ryanair responded to the increases by filing complaints with the OFT and the Competition Commission, calling for the break-up of the British Airports Authority plc ("BAA") monopoly and the introduction of competition in the London airports market. The OFT referred the matter to the Competition Commission, which found that the common ownership by BAA of the three main airports in London negatively affected competition and that a "light touch" approach to regulating BAA by the Civil Aviation Authority adversely impacted competition. In March 2009, the Competition Commission ordered the break-up of BAA. In October 2009, London (Gatwick) was sold to Global Infrastructure Partners for £1.5 billion. Following a delay caused by various appeals by the BAA, the BAA proceeded to sell Edinburgh Airport in April 2012, and London (Stansted) airport to Manchester Airports Group plc in March 2013. Following the December 2003 publication of the U.K. government's White Paper on Airport Capacity in the Southeast of England, the BAA in 2004 announced plans to spend up to £4 billion on a multi-year project to construct a second runway and additional terminal facilities at London (Stansted) airport with a target opening date of 2013. Ryanair and other airlines using London (Stansted) support the principle of a second runway at London (Stansted), but are opposed to this development because they believe that the financing of what they consider to be an overblown project will lead to airport costs approximately doubling from current levels. In May 2010, the BAA announced that it would not proceed with this £4 billion program. On January 10, 2014, the UK Civil Aviation Authority completed its regulatory investigation into market power determination for passenger airlines in relation to London (Stansted). It found that London (Stansted) did not enjoy substantial market power in the market for the provision of airport operation services to passenger airlines, and as such declined to continue to regulate the airport. On September 16, 2013, Ryanair announced that it had agreed a 10 year growth agreement with Manchester Airports Group plc, the owners of London (Stansted), in relation to an expansion of capacity at London (Stansted) in return for significant airport charge reductions for the incremental passenger volumes delivered. Once this 10 year growth deal expires, Ryanair may be subject to increased airport charges at London (Stansted) as the airport is no longer subject to regulation.

See "Item 3. Risk Factors—Risks Related to the Company—Ryanair's Continued Growth is Dependent on Access to Suitable Airports; Charges for Airport Access are Subject to Increase." See also "Item 8. Financial Information—Other Financial Information—Legal Proceedings—EU State Aid-Related Proceedings" for information regarding legal proceedings in which Ryanair's economic arrangements with several publicly owned airports are being contested.

## **FUEL**

The cost of jet fuel accounted for approximately 43% and 46% of Ryanair's total operating expenses in the fiscal years ended March 31, 2015 and 2014, respectively (in each case, this accounts for costs after giving effect to the Company's fuel hedging activities but excludes de-icing costs, which accounted for approximately 0.5% and 0.3% of total fuel costs in the fiscal years ended March 31, 2015 and 2014, respectively). The future availability and cost of jet fuel cannot be predicted with any degree of certainty, and Ryanair's low-fares policy limits its ability to pass on increased fuel costs to passengers through increased fares. Jet fuel prices are dependent on crude oil prices, which are quoted in U.S. dollars. If the value of the U.S. dollar strengthens against the euro, Ryanair's fuel costs, expressed in euro, may increase even absent any increase in the U.S. dollar price of jet fuel. Ryanair has also entered into foreign currency forward contracts to hedge against some currency fluctuations. See "Item 11. Quantitative and Qualitative Disclosures About Market Risk—Foreign Currency Exposure and Hedging."

Ryanair has historically entered into arrangements providing for substantial protection against fluctuations in fuel prices, generally through forward contracts covering periods of up to 18 months of anticipated jet fuel requirements. As of July 24, 2015, Ryanair had entered into forward jet fuel (jet kerosene) contracts covering approximately 90% of its estimated requirements for fiscal 2016 at prices equivalent to approximately \$910 per metric ton. In addition, as of July 24, 2015, Ryanair had entered into forward jet fuel (jet kerosene) contracts covering approximately 70% of its estimated requirements for fiscal 2017 at prices equivalent to approximately \$657 per metric ton, and had not entered into any jet fuel hedging contracts with respect to its expected fuel purchases beyond that period. See "Item 3. Key Information—Risk Factors—Risks Related to the Company—Changes in Fuel Costs and Availability Affect the Company's Results" and "Item 11. Quantitative and Qualitative Disclosures About Market Risk—Fuel Price Exposure and Hedging" for additional information on recent trends in fuel costs and the Company's related hedging activities, as well as certain associated risks. See also "Item 5. Operating and Financial Review and Prospects—Fiscal Year 2015 Compared with Fiscal Year 2014—Fuel and Oil."

## INSURANCE

Ryanair is exposed to potential catastrophic losses that may be incurred in the event of an aircraft accident or terrorist incident. Any such accident or incident could involve costs related to the repair or replacement of a damaged aircraft and its consequent temporary or permanent loss from service. In addition, an accident or incident could result in significant legal claims against the Company from injured passengers and others who experienced injury or property damage as a result of the accident or incident, including ground victims. Ryanair maintains aviation third-party liability insurance, passenger liability insurance, employer liability insurance, directors and officers liability insurance, aircraft insurance for aircraft loss or damage, and other business insurance in amounts per occurrence consistent with industry standards. Ryanair believes its insurance coverage is adequate, although not comprehensive. There can be no assurance that the amount of such coverage will not need to be increased, that insurance premiums will not increase significantly or that Ryanair will not be forced to bear substantial losses from accidents. Ryanair's insurance does not cover claims for losses incurred when, due to unforeseen events, airspace is closed and aircraft are grounded, such as the airspace closures described in "Item 3. Risk Factors – Risks Related to the Airline Industry – Volcanic Ash Emissions Could Affect the Company and Have a Material Adverse Impact on the Company's Results of Operation", which resulted from volcanic ash in the northern European airspace during April and May 2010.

The cost of insurance coverage for certain third-party liabilities arising from "acts of war" or terrorism increased dramatically as a result of the September 11, 2001 terrorist attacks. In the immediate aftermath, aircraft liability war indemnities for amounts above \$50 million were, in the absence of any alternative coverage, provided by the Irish Government at pre-September 11, 2001 levels of coverage on the basis of a per-passenger surcharge. In March 2002, once such coverage was again commercially available, Ryanair arranged coverage to replace that provided by the government indemnity. The replacement insurance coverage operated on the basis of a per-passenger surcharge with an additional surcharge based on hull values. Ryanair's insurers have indicated that the scope of the Company's current war-related insurance coverage may exclude certain types of catastrophic incidents, which may result in the Company seeking alternative coverage.

During the 2006 fiscal year, Ryanair established Aviation Insurance (IOM) Limited ("AIL"), a wholly owned insurance company subsidiary, to provide the Company with self-insurance as part of its ongoing risk-management strategy. AIL underwrites a portion of the Company's aviation insurance program, which covers not only the Company's aircraft but also its liability to passengers and to third parties. AIL reinsures virtually all of the aviation insurance risk it underwrites with recognized third parties in the aviation reinsurance market, with the amount of AIL's maximum aggregate exposure not currently subject to such reinsurance agreements being equal to approximately \$16.1 million. In addition to aviation insurance, AIL has underwritten most of the single trip travel insurance policies sold on Ryanair.com since February 1, 2011.

Council Regulation (EC) No. 2027/97, as amended by Council Regulation (EC) No. 889/2002, governs air carrier liability. This legislation provides for unlimited liability of an air carrier in the event of death or bodily injuries suffered by passengers, implementing the Warsaw Convention of 1929 for the Unification of Certain Rules Relating to Transportation by Air, as amended by the Montreal Convention of 1999. Ryanair has extended its liability insurance to meet the appropriate requirements of the legislation. See "Item 3. Key Information—Risk Factors—Risks Related to the Airline Industry—The Company Faces the Risk of Loss and Liability" for information on the Company's risks of loss and liability.

## FACILITIES

The following are the principal properties owned or leased by the Company:

<b>Location</b>	<b>Site Area (Sq. Meters)</b>	<b>Floor Space (Sq. Meters)</b>	<b>Tenure</b>	<b>Activity</b>
Dublin Airport .....	1,370	1,649	Leasehold	Rental Property
Concourse Building, Airside Business Park, Swords, Dublin	12,141	9,298	Freehold	Dublin Office
Dublin Airport (Hangar No. 1)	1,620	1,620	Leasehold	Aircraft Maintenance
Dublin Airport (Hangar No. 2)	5,200	5,000	Leasehold	Aircraft Maintenance
Dublin Airport Business Park*	955	749	Leasehold	Administration Offices
Phoenix House, Conyngham Road, Dublin .....	2,566	3,899	Freehold	Rental Property
Enterprise House, Stansted .....	516	516	Leasehold	Administrative Offices
Satellite 3, Stansted Airport.....	605	605	Leasehold	Operations Center
Stansted Airport (Hangar) .....	12,161	10,301	Leasehold	Aircraft Maintenance Hangar and Simulator Training Center
Stansted Airport.....	375	375	Leasehold	Training Centre
Stansted Storage Facilities.....	378	531	Leasehold	Aircraft Maintenance
East Midlands Airport .....	3,890	2,801	Freehold	Simulator and Training Center
East Midlands Airport .....	2,045	634	Leasehold	Training Center
Bremen Airport.....	5,952	5,874	Leasehold	Terminal and Aircraft Maintenance Hangar
Skavsta Airport (Hangar) .....	1,936	1,936	Leasehold	Aircraft Maintenance
Prestwick Airport (Hangar) .....	10,052	10,052	Leasehold	Aircraft Maintenance
Frankfurt (Hahn) Airport (Hangar) .....	5,064	5,064	Leasehold	Aircraft Maintenance Hangar and Simulator Training Center
Kaunas Airport (Hangar).....	1,700	1,700	Leasehold	Aircraft Maintenance
Rygge Airport (Hangar) .....	1,700	1,700	Leasehold	Aircraft Maintenance
Billund Airport (Hangar).....	2,800	2,800	Leasehold	Aircraft Maintenance

\*Leasehold terminated on June 22, 2014

Ryanair has agreements with the DAA, the Irish government authority charged with operating Dublin Airport, to lease bag-drop counters and other space at the passenger and cargo terminal facilities at Dublin Airport. The airport office facilities used by Ryanair at London (Stansted) are leased from the airport authority; similar facilities at each of the other airports Ryanair serves are provided by Swissport Limited or other service providers.

## TRADEMARKS

Ryanair's logo and the slogans "Ryanair.com The Low Fares Website" and "Ryanair The Low Fares Airline" have been registered as Community Trade Marks ("CTMs"). Ryanair has also registered the CTM for the word "Ryanairhotels.com." Ryanair filed an application for registration of the slogan "Low Fares. Made Simple" in late 2014. The trademark was partially refused and an appeal to the Office for Harmonisation in the Internal Market is pending. A CTM allows a trademark owner to obtain a single registration of its trademark, which registration affords uniform protection for that trademark in all EU member states. The registration gives Ryanair an exclusive monopoly over the use of its trade name with regard to similar services and the right to sue for trademark infringement should another party use an identical or confusingly similar trademark in relation to identical, or similar services.

Ryanair has not registered either its name or its logo as a trademark in Ireland, as CTM-registration provides all of the protection available from an Irish registration, and management believes there are therefore no advantages in making a separate Irish application.

Ryanair's trademarks include:

- Community (Word) Trade Mark registration number 004168721 comprised of the word "Ryanair" in classes 16, 28, 35, 36, 37, 38, 39 and 42 (Nice Classification);
- Community (Figurative) Trade Mark registration number 001493329 comprising the following graphic representation:



in classes 16, 35, 36, 37, 38, 39 and 42 (Nice Classification) and class 27.5.1 (Vienna classification);

- Community (Figurative) Trade Mark registration number 00446559 comprising the following graphic representation:



in classes 16, 35, 36, 37, 38, 39 and 42 (Nice Classification) and class 22.1.16 (Vienna classification);

- Community (Figurative) Trade Mark registration number 000338301 comprising the following graphic representation:



in classes 16, 35, 36, 37, 38, 39 and 42 (Nice Classification) and class 22.1.16 (Vienna classification)

## GOVERNMENT REGULATION

### Liberalization of the EU Air Transportation Market

Ryanair began its flight operations in 1985, during a decade in which the governments of Ireland and the U.K. liberalized the bilateral arrangements for the operation of air services between the two countries. In 1992, the Council of Ministers of the EU adopted a package of measures intended to liberalize the internal market for air transportation in the EU. The liberalization included measures that allow EU air carriers substantial freedom to set air fares, provided EU air carriers greatly enhanced access to routes within the EU, and also introduced a licensing procedure for EU air carriers. Beginning in April 1997, EU air carriers have generally been able to provide passenger services on domestic routes within any EU member state outside their home country of operations without restriction.

### Regulatory Authorities

Ryanair is subject to Irish and EU regulation, which is implemented primarily by the Department of Transport, Tourism and Sport (“DTTAS”), the Irish Aviation Authority (“IAA”), the European Commission, and the European Aviation Safety Agency (“EASA”). Management believes that the present regulatory environment in Ireland and the EU is characterized by high sensitivity to safety and security issues, which is demonstrated by intensive reviews of safety-related procedures, training, and equipment by the national and EU regulatory authorities.

*Commission for Aviation Regulation “CAR”.* The CAR is currently primarily responsible for deciding maximum airport charges only at Dublin Airport. See “—Airport Operations—Airport Charges” above.

The CAR also has responsibility for licensing Irish airlines, subject to the requirements of EU law. It issues operating licenses under the provisions of EU Regulation 1008/2008 (formerly 2407/92). An operating license is an authorization permitting the holder to transport passengers, mail and/or cargo by air. The criteria for granting an operating license include, *inter alia*, an air carrier’s financial fitness, the adequacy of its insurance, and the fitness of the persons who will manage the air carrier. In addition, in order to obtain and maintain an operating license, Irish and EU regulations require that (i) the air carrier must be owned and continue to be owned directly or through majority ownership by EU member states and/or nationals of EU member states and (ii) the air carrier must at all times be effectively controlled by such EU member states or EU nationals. The CAR has broad authority to revoke an operating license. See “Item 10. Additional Information—Limitations on Share Ownership by Non-EU Nationals.” See also “Item 3. Risk Factors—Risks Related to Ownership of the Company’s Ordinary Shares or ADRs—EU Rules Impose Restrictions on the Ownership of Ryanair Holdings’ Ordinary Shares by Non-EU nationals and the Company has Instituted a Ban on the Purchase of Ordinary Shares by Non-EU Nationals” above.

Ryanair’s current operating license became effective on December 1, 1993, and is subject to periodic review. The Flight Operations Department is also subject to ongoing review by the IAA, which reviews the department’s audits, including flight audits, training audits, document audits, and quality audits. Ryanair’s current Air Operator Certificate No IE 7/94 was issued on May 28, 2015.

*Irish Aviation Authority.* The IAA is primarily responsible for the operational and regulatory function and services relating to the safety, security and technical aspects of aviation in Ireland. To operate in Ireland and the EU, an Irish air carrier is required to hold an air operator’s certificate granted by the IAA attesting to the air carrier’s operational and technical competence to conduct airline services with specified types of aircraft. The IAA has broad authority to amend or revoke an air operator’s certificate, with Ryanair’s ability to continue to hold its air operator’s certificate being subject to ongoing compliance with applicable statutes, rules and regulations pertaining to the airline industry, including any new rules and regulations that may be adopted in the future.

The IAA is also responsible for overseeing and regulating the operations of Irish air carriers. Matters within the scope of the IAA's regulatory authority include: air safety; aircraft certification; personnel licensing and training; maintenance, manufacture, repair, airworthiness, and operation of aircraft; implementation of EU legislation; aircraft noise; aviation security and ground services. Each of the Company's aircraft is required to have a Certificate of Airworthiness, which is issued by the IAA. The validity of Certificates of Airworthiness is subject to the review by the IAA. Each certificate is generally valid for a 12-month period. In March 2009, Ryanair received "Sub-Part (I) approval" from the IAA, which gives Ryanair the authority to extend the validity of its certificates, subject to certain record checks and physical aircraft inspections being performed by Ryanair's quality department. The Company's flight personnel, flight and emergency procedures, aircraft, and maintenance facilities are subject to periodic inspections by the IAA. The IAA has broad regulatory and enforcement powers, including the authority to require reports; inspect the books, records, premises, and aircraft of a carrier; and investigate and institute enforcement proceedings. Failure to comply with IAA regulations can result in revocation of operating certification.

In July 1999, the IAA awarded Ryanair a JAR Ops 1 air operator's certificate. In 2008, the IAA awarded Ryanair an EU Ops air operator's certificate. In 2014, the IAA awarded Ryanair an Air Ops air operator's certificate. This AOC remains in force subject to Ryanair demonstrating continuing compliance with applicable EASA regulations. The requirements of Air Ops have been incorporated into European law as prescribed in Regulation EC 965/2012 and were applied in full on October 28, 2014. All current regulatory requirements are addressed in the Ryanair Operations Manual Part A (as amended). The current Manual, Issue 1 Revision 0, was approved by the IAA on October 28, 2014.

*Department of Transport, Tourism and Sport.* The Department of Transport, Tourism and Sport ("DTTAS") is responsible for implementation of certain EU and Irish legislation and international standards relating to air transport.

In June 2005, the Irish Minister for Transport enacted legislation strengthening rights for air passengers following the enactment of EU legislation requiring compensation of airline passengers who have been denied boarding on a flight for which they hold a valid ticket (Regulation (EC) No. 261/2004), which came into force on February 17, 2005. See "Item 3. Risk Factors—Risks Related to the Airline Industry—EU Regulation on Passenger Compensation Could Significantly Increase Related Costs."

*The European Aviation Safety Agency.* EASA is an agency of the EU that has been given specific regulatory and executive tasks in the field of aviation safety. EASA was established through Regulation (EC) No. 1592/2002 of the European Parliament and the Council of July 15, 2002, repealed by Basic Regulation (EC) 216-2008. The purpose of EASA is to draw-up common standards to ensure the highest levels of safety, oversee their uniform application across Europe and promote them at the global level. The EASA formally started its work on September 28, 2003, taking over the responsibility for regulating airworthiness, maintenance and air crew issues within the EU member states.

*Eurocontrol.* The European Organization for the Safety of Air Navigation ("Eurocontrol") is an autonomous European organization established under the Eurocontrol Convention of December 13, 1960. Eurocontrol is responsible for, *inter alia*, the safety of air navigation and the collection of route charges for *en route* air navigation facilities and services throughout Europe. Ireland is a party to several international agreements concerning Eurocontrol. These agreements have been implemented in Irish law, which provides for the payment of charges to Eurocontrol in respect of air navigation services for aircraft in airspace under the control of Eurocontrol. The relevant legislation imposes liability for the payment of any charges upon the operators of the aircraft in respect of which services are provided and upon the owners of such aircraft or the managers of airports used by such aircraft. Ryanair, as an aircraft operator, is primarily responsible for the payment to Eurocontrol of charges incurred in relation to its aircraft.

The legislation authorizes the detention of aircraft in the case of default in the payment of any charge for air navigation services by the aircraft operator or the aircraft owner, as the case may be. This power of detention extends to any equipment, stores or documents, which may be onboard the aircraft when it is detained, and may result in the possible sale of the aircraft.



*European Commission.* The European Commission is in the process of introducing an updated legislative package to its “single European sky policy,” called “SES2+”, which would lead to changes to air traffic management and control within the EU. The “single European sky policy” currently consists of the Framework Regulation (Reg. (EC) No. 549/2004) plus three technical regulations on the provision of air navigation services, organization and use of the airspace and the inter-operability of the European air traffic management network. These regulations were amended by the so-called “Single European Sky II” regulation (EU Regulation 1070/09), which focused on air traffic control (“ATC”) performance and extended the authority of EASA to include Airports and Air Traffic Management. The objective of the policy is to enhance safety standards and the overall efficiency of air traffic in Europe, as well as to reduce the cost of air traffic control services.

On September 6, 2005, the European Commission announced new guidelines on the financing of airports and start-up aid to airlines by regional airports based on its February 2004 finding in the Charleroi case, a decision that the EU Court of First Instance (“CFI”) has since annulled in December 2008. The guidelines only applied to publicly owned regional airports, and placed restrictions on the incentives that these airports can offer airlines to deliver traffic. Ryanair argued that the CFI’s annulment of the Charleroi decision severely undermined these guidelines. In April 2014, the European Commission published final revised guidelines that better reflect the commercial reality of the liberalized air transport market, but still place restrictions on the incentives public airports can offer to airlines delivering traffic, when compared with the commercial freedom available to private airports.

The European Union also adopted legislation on airport charges (EU Directive 2009/12), which was originally intended to address abusive pricing at monopoly airports. However, the legislation includes all European airports with over five million passengers per year. Management believes that this will likely increase the administrative burdens on smaller airports and may lead to higher airport charges, while the scope that exists within this Directive to address abuses of their dominant positions by Europe’s larger airports is very limited. See “Item 8. Financial Information—Other Financial Information—Legal Proceedings—EU State Aid-Related Proceedings.”

The European Union also passed legislation calling for increased transparency in airline fares, which requires the inclusion of all mandatory taxes, fees, and charges in advertised prices. Ryanair currently includes this information in its advertised fares in all markets where it operates. However, certain regulatory authorities have alleged that some fees applied by airlines, including Ryanair, on an avoidable basis are in fact mandatory. Ryanair amended its website to include information on fees in June 2012 and incorporated further changes to meet these requirements on its website in August 2012 and December 2012.

## **Registration of Aircraft**

Pursuant to the Irish Aviation Authority (Nationality and Registration of Aircraft) Order 2002 (the “Order”), the IAA regulates the registration of aircraft in Ireland. In order to be registered or continue to be registered in Ireland, an aircraft must be wholly owned by either (i) a citizen of Ireland or a citizen of another member state of the EU having a place of residence or business in Ireland or (ii) a company registered in and having a place of business in Ireland and having its principal place of business in Ireland or another member state of the EU and not less than two-thirds of the directors of which are citizens of Ireland or of another member state of the EU. As of the date of this report, ten of the eleven directors of Ryanair Holdings are citizens of Ireland or of another member state of the EU. An aircraft will also fulfill these conditions if it is wholly owned by such citizens or companies in combination. Notwithstanding the fact that these particular conditions may not be met, the IAA retains discretion to register an aircraft in Ireland so long as it is in compliance with the other conditions for registration under the Order. Any such registration may, however, be made subject to certain conditions. In order to be registered, an aircraft must also continue to comply with any applicable provisions of Irish law. The registration of any aircraft can be cancelled if it is found that it is not in compliance with the requirements for registration under the Order and, in particular: (i) if the ownership requirements are not met; (ii) if the aircraft has failed to comply with any applicable safety requirements specified by the IAA in relation to the aircraft or aircraft of a similar type; or (iii) if the IAA decides in any case that it is not in the public interest for the aircraft to remain registered in Ireland.

## Regulation of Competition

*Competition/Antitrust Law.* It is a general principle of EU competition law that no agreement may be concluded between two or more separate economic undertakings that prevents, restricts or distorts competition in the common market or any part of the common market. Such an arrangement may nevertheless be exempted by the European Commission, on either an individual or category basis. The second general principle of EU competition law is that any business or businesses having a dominant position in the EU common market or any substantial part of the common market may not abuse such dominant position. Similar competition laws apply at national level in EU member states. Ryanair is subject to the application of the general rules of EU competition law as well as specific rules on competition in the airline sector.

An aggrieved person may sue for breach of EU competition law in the courts of a member state and/or petition the European Commission for an order to put an end to the breach of competition law. The European Commission also may impose fines and daily penalties on businesses and the courts of the member states may award damages and other remedies (such as injunctions) in appropriate circumstances.

Competition law in Ireland is primarily embodied in the Competition Act 2002. This Act is modeled on the EU competition law system. The Irish rules generally prohibit anti-competitive arrangements among businesses and prohibit the abuse of a dominant position. These rules are enforced either by public enforcement (primarily by the Competition Authority) through both criminal and civil sanctions or by private action in the courts. These rules apply to the airline sector, but are subject to EU rules that override any contrary provisions of Irish competition law. Ryanair has been subject to an abuse-of-dominance investigation by the Irish Competition Authority in relation to service between Dublin and Cork. The Competition Authority closed its investigation in July 2009 with a finding in favor of Ryanair.

*State Aid.* The EU rules control aid granted by member states to businesses on a selective or discriminatory basis. The EU Treaty prevents member states from granting such aid unless approved in advance by the EU. Any such grant of state aid to an airline is subject to challenge before the EU or, in certain circumstances, national courts. If aid is held to have been unlawfully granted it may have to be repaid by the airline to the granting member state, together with interest thereon. See “Item 3. Key Information—Risk Factors—Risks Related to the Company—The Company Is Subject to Legal Proceedings Alleging State Aid at Certain Airports” and “Item 8. Financial Information—Other Financial Information—Legal Proceedings.”

## Environmental Regulation

*Aircraft Noise Regulations.* Ryanair is subject to international, national and, in some cases, local noise regulation standards. EU and Irish regulations have required that all aircraft operated by Ryanair comply with Stage 3 noise requirements since April 1, 2002. All of Ryanair’s aircraft currently comply with these regulations. Certain airports in the U.K. (including London Stansted and London Gatwick) and continental Europe have established local noise restrictions, including limits on the number of hourly or daily operations or the time of such operations.

*Company Facilities.* Environmental controls are generally imposed under Irish law through property planning legislation, specifically the Local Government (Planning and Development) Acts of 1963 to 1999, the Planning and Development Act 2000 and regulations made there under. At Dublin Airport, Ryanair operates on land controlled by the DAA. Planning permission for its facilities has been granted in accordance with both the zoning and planning requirements of Dublin Airport. There is also specific Irish environmental legislation implementing applicable EU directives and regulations, to which Ryanair adheres. From time to time, noxious or potentially toxic substances are held on a temporary basis within Ryanair’s engineering facilities at Dublin Airport, Glasgow (Prestwick), London (Stansted), Frankfurt (Hahn), Stockholm (Skavsta), Oslo (Rygge) and Kaunas. However, at all times Ryanair’s storage and handling of these substances complies with the relevant regulatory requirements. At Ryanair’s Glasgow (Prestwick) and London (Stansted) maintenance facilities, all normal waste is removed in accordance with the Environmental Protection Act of 1996 and Duty of Care Waste Regulations. For special waste removal, Ryanair operates under the Special Waste Regulations 1998. At all other facilities Ryanair adheres to all local and EU regulations.

*Ryanair's Policy on Noise and Emissions.* Ryanair is committed to reducing emissions and noise through investments in “next generation” aircraft and engine technologies and the implementation of certain operational and commercial decisions to minimize the environmental impact of its operations. According to the Air Travel Carbon and Energy Efficiency Report published by Brighter Planet, Ryanair is the industry leader in terms of environmental efficiency, and the Company is constantly working towards improving its performance.

In December 2005, Ryanair completed the fleet replacement program it commenced in 1999. All of Ryanair’s older Boeing 737-200A aircraft were replaced with Boeing 737-800 “next generation” aircraft, and Ryanair now operates a single-aircraft-type fleet of Boeing 737-800 “next generation” aircraft with an average age of 6 years. The design of the new aircraft is aimed at minimizing drag, thereby reducing the rate of fuel burn and noise levels. The engines are also quieter and more fuel-efficient. Furthermore, by moving to an all Boeing 737-800 “next generation” fleet, Ryanair reduced the unit emissions per passenger due to the inherent capacity increase in the Boeing 737-800 aircraft. The Boeing 737-800 “next generation” aircraft have a significantly superior fuel-burn to passenger-kilometer ratio than Ryanair’s former fleet of Boeing 737-200A aircraft. In September 2014, Ryanair entered into an agreement with Boeing to purchase up to 200 Boeing 737-MAX-200 aircraft (including 100 firm and 100 option aircraft). The Boeing 737-MAX-200 aircraft will deliver between fiscal 2020 and fiscal 2024. They have 197 seats and are fitted with CFM-LEAP-1B engines which, combined with the Advanced Technology winglet and other aerodynamic improvements, will reduce fuel consumption by up to approximately 18% on a per seat basis compared to the Boeing 737-800s in Ryanair’s configuration and reduce operational noise emissions by approximately 40%. See “—Aircraft” above for details on Ryanair’s fleet plan.

Ryanair has also installed winglets on all of its existing aircraft and all future aircraft will also be fitted with winglets. Winglets reduce both the rate of fuel burn and carbon dioxide emissions by approximately 4% and also reduce noise emissions.

In addition, Ryanair has distinctive operational characteristics that management believes are helpful to the general environment. In particular, Ryanair:

- operates with a high-seat density of 189 seats (increasing to 197 when the Boeing 737-MAX-200 starts being delivered in fiscal 2020) and an all-economy configuration, as opposed to the 162 seats and two-class configuration of the Boeing 737-800 aircraft used by traditional network airlines, reducing fuel burn and emissions per seat-kilometer flown;
- has reduced per-passenger emissions through higher load factors;
- better utilizes existing infrastructure by operating out of underutilized secondary and regional airports throughout Europe, which limits the use of holding patterns and taxiing times, thus reducing fuel burn and emissions and reducing the need for new airport infrastructure;
- provides direct services as opposed to connecting flights, in order to limit the need for passengers to transfer at main hubs and thus reduces the number of take-offs and landings per journey from four to two, reducing fuel burn and emissions per journey; and
- has no late-night departures of aircraft, reducing the impact of noise emissions.

*Emissions Trading.* On November 19, 2008, the European Council of Ministers adopted legislation to add aviation to the EU Emissions Trading Scheme as of 2012. This scheme, which has thus far applied mainly to energy producers, is a cap-and-trade system for CO<sub>2</sub> emissions to encourage industries to improve their CO<sub>2</sub> efficiency. Under the legislation, airlines were granted initial CO<sub>2</sub> allowances based on historical “revenue ton kilometers” and a CO<sub>2</sub> efficiency benchmark. Any shortage of allowances has to be purchased in the open market and/or at government auctions. Management believes that this legislation is likely to have a negative impact on the European airline industry. Ryanair takes its environmental responsibilities seriously and intends to continue to improve its environmental efficiency and to minimize emissions. Under Regulation 7 of The UK Companies Act 2006 (Strategic Report and Directors’ Report) Regulations 2013, Ryanair is obliged to state its annual quantity of emissions in tonnes of carbon dioxide equivalent. Ryanair’s EU Emissions Trading Scheme monitoring, reporting and allowance surrender obligations are mandated on a calendar year basis. During calendar year 2014, Ryanair emitted 7,756,156 tCO<sub>2</sub> (Calendar 2013: 7,649,120), which equates to 0.090 tCO<sub>2</sub> (Calendar 2013: 0.094) per passenger.

*Aviation Taxes.* Ryanair is fundamentally opposed to the introduction of any aviation taxes, including any environmental taxes, fuel taxes or emissions levies. Ryanair has, and continues to offer, the lowest fares in Europe, to make passenger air travel affordable and accessible to European consumers. Ryanair believes that the imposition of additional taxes on airlines will not only increase airfares, but will discourage new entrants into the market, resulting in less choice for consumers. Ryanair believes this would ultimately have adverse effects on the European economy in general. There is in particular no justification for any environmental taxes on aviation following the introduction of the Emissions Trading Scheme for airlines.

As a company, Ryanair believes in free market competition and that the imposition of aviation taxation would favor the less efficient flag carriers – which generally have smaller and older aircraft, lower load factors, and a much higher fuel burn per passenger, and which operate primarily into congested airports – and reduce competition. Furthermore, the introduction of a tax at a European level only would distort competition between airlines operating solely within Europe and those operating also outside of Europe. We believe that the introduction of such a tax would also be incompatible with international law.

## **Airport charges**

The EU Airport Charges Directive of March 2009 sets forth general principles that are to be followed by airports with more than five million passengers per annum, and to the airport with the highest passenger movement in each Member State, when setting airport charges, and provides for an appeals procedure for airlines in the event that they are not satisfied with the level of charges. However, Ryanair does not believe that this procedure is effective or that it constrains those airports that are currently abusing their dominant position, in part because the legislation was -transposed improperly in certain countries, such as Ireland and Spain, thereby depriving airlines of even the basic safeguards provided for in the Directive. This legislation may in fact lead to higher airport charges, depending on how its provisions are applied by EU member states and subsequently by the courts.

## **Slots**

Currently, the majority of Ryanair’s bases of operations have no “slot” allocation restrictions; however, traffic at a substantial number of the airports Ryanair serves, including its primary bases are regulated by means of “slot” allocations, which represent authorizations to take off or land at a particular airport within a specified time period. In addition, EU law currently regulates the acquisition, transfer, and loss of slots. Applicable EU regulations currently prohibit the buying or selling of slots for cash. The European Commission adopted a regulation in April 2004 (Regulation (EC) No. 793/2004) that made some minor amendments to the current allocation system, allowing for limited transfers of, but not trading in, slots. Slots may be transferred from one route to another by the same carrier, transferred within a group or as part of a change of control of a carrier, or swapped between carriers. In April 2008, the European Commission issued a communication on the application of the slot allocation regulation, signaling the acceptance of secondary trading of airport slots between airlines. This is expected to allow more flexibility and mobility in the use of slots and will further enhance possibilities for market entry at slot constrained airports. Any future legislation that might create an official secondary market for slots could create a potential source of revenue for certain of Ryanair’s current and potential competitors, many of which have many more slots allocated at primary airports at present than Ryanair. The European Commission proposed a revision to the slots legislation reflecting the principle of secondary trading. This revision has been negotiated by the EU institutions

since 2014 and is currently stalled. Slot values depend on several factors, including the airport, time of day covered, the availability of slots and the class of aircraft. Ryanair's ability to gain access to and develop its operations at slot-controlled airports will be affected by the availability of slots for takeoffs and landings at these specific airports. New entrants to an airport are currently given certain privileges in terms of obtaining slots, but such privileges are subject to the grandfathered rights of existing operators that are utilizing their slots. There is no assurance that Ryanair will be able to obtain a sufficient number of slots at the slot-controlled airports that it desires to serve in the future at the time it needs them or on acceptable terms.

#### **Other**

Health and occupational safety issues relating to the Company are largely addressed in Ireland by the Safety, Health and Welfare at Work Act, 2005 and other regulations under that act. Although licenses or permits are not issued under such legislation, compliance is monitored by the Health and Safety Authority (the "Authority"), which is the regulating body in this area. The Authority periodically reviews Ryanair's health and safety record and when appropriate, issues improvement notices or prohibition notices. Ryanair has responded to all such notices to the satisfaction of the Authority. Other safety issues are covered by the Irish Aviation Orders, which may vary from time to time.

The Company's operations are subject to the general laws of Ireland and, insofar as they are applicable in Ireland, the laws of the EU. The Company may also become subject to additional regulatory requirements in the future. The Company is also subject to local laws and regulations at locations where it operates and the regulations of various local authorities that operate the airports it serves.

### **DESCRIPTION OF PROPERTY**

For certain information about each of the Company's key facilities, see "—Facilities" above. Management believes that the Company's facilities are suitable for its needs and are well maintained.

#### **Item 4A. *Unresolved Staff Comments***

There are no unresolved staff comments.

## **Item 5. Operating and Financial Review and Prospects**

The following discussion should be read in conjunction with the audited consolidated financial statements of the Company and the notes thereto included in Item 18. Those consolidated financial statements have been prepared in accordance with IFRS.

### **HISTORY**

Ryanair's current business strategy dates to the early 1990s, when a new management team, including the current chief executive, commenced the restructuring of Ryanair's operations to become a low-fares airline based on the low-cost operating model pioneered by Southwest Airlines Co. in the United States. During the period between 1992 and 1994, Ryanair expanded its route network to include scheduled passenger services between Dublin and Birmingham, Manchester and Glasgow (Prestwick). In 1994, Ryanair began standardizing its fleet by purchasing used Boeing 737-200A aircraft to replace substantially all of its leased aircraft. Beginning in 1996, Ryanair continued to expand its service from Dublin to new provincial destinations in the U.K. In August 1996, Irish Air, L.P., an investment vehicle led by David Bonderman and certain of his associates at the Texas Pacific Group, acquired a minority interest in the Company. Ryanair Holdings completed its initial public offering in June 1997.

From 1997 through June 30, 2015, Ryanair launched service on more than 1,600 routes throughout Europe and also increased the frequency of service on a number of its principal routes. During that period, in addition to Dublin, Ryanair established 72 airports as bases of operations. See "Item 4. Information on the Company—Route System, Scheduling and Fares" for a list of these bases. Ryanair has increased the number of booked passengers from approximately 4.9 million in the 1999 fiscal year to approximately 90.6 million in the 2015 fiscal year. As of June 30, 2015, Ryanair had a principal fleet of over 315 Boeing 737-800 aircraft and six additional leased aircraft acquired on short term leases for the summer of 2015 to provide extra capacity, and now serves approximately 190 airports.

Ryanair expects to have approximately 520 aircraft in its operating fleet by March 31, 2024. This is subject to lease handbacks and disposals over the period to March 31, 2024 meeting current expectations. See "—Liquidity and Capital Resources" and "Item 4. Information on the Company—Aircraft" for additional details.

### **BUSINESS OVERVIEW**

Since Ryanair pioneered its low cost operating model in Europe in the early 1990s, its passenger volumes and scheduled passenger revenues have increased significantly because it has substantially increased capacity and demand has been sufficient to match the increased capacity. Ryanair's annual booked passenger volume has grown from approximately 945,000 passengers in the calendar year 1992 to approximately 90.6 million passengers in the 2015 fiscal year.

Ryanair's revenue passenger miles ("RPMs") increased approximately 9% from 64,470 million in the 2014 fiscal year to 70,331 million in the 2015 fiscal year due partly to an increase of approximately 2% in scheduled available seat miles ("ASMs") from 77,917 million in the 2014 fiscal year to 79,690 million in the 2015 fiscal year. Scheduled passenger revenues increased approximately 12% from €3,790 million in the 2014 fiscal year to €4,260 million in the 2015 fiscal year. Average booked passenger fare increased from €46.40 in the 2014 fiscal year to €47.05 in the 2015 fiscal year.

Expanding passenger volumes and capacity, high load factors and aggressive cost containment have enabled Ryanair to continue to generate operating profits despite increasing price competition and increases in certain costs. Ryanair's total break-even load factor was 72% in both the 2014 and 2015 fiscal years. Cost per passenger was €53.61 in the 2014 fiscal year and €50.92 in the 2015 fiscal year, with the decrease primarily reflecting the lower fuel cost per passenger of €22.00 in the 2015 fiscal year, as compared to €24.65 in the 2014 fiscal year. Ryanair recorded operating profits of €658.6 million in the 2014 fiscal year and €1,042.9 million in the 2015 fiscal year. The Company recorded a profit after taxation of €522.8 million in the 2014 fiscal year and profit after taxation of €866.7 million in the 2015 fiscal year. Ryanair will take delivery of 41 Boeing 737-800 aircraft in the 2016 fiscal year and expects that these deliveries, along with its plan to ground fewer aircraft in the winter of 2016 fiscal year and increased load factors will allow for an approximately 14% increase in fiscal 2016 traffic. See "Item 3. Key Information—Risk Factors—Risks Related to the Company— Ryanair Has Seasonally Grounded Aircraft."

### **Investment in Aer Lingus**

The Company owns 29.8% of Aer Lingus, which it acquired in fiscal years 2007, 2008 and 2009 at a total cost of €407.2 million. Following the approval of its shareholders, management proposed in the 2007 fiscal year to effect a tender offer to acquire the entire share capital of Aer Lingus. This 2006 offer was, however, prohibited by the European Commission on competition grounds in June 2007. Ryanair's management viewed the acquisition of Aer Lingus in the context of the overall trend of consolidation among airlines in Europe and believed that the acquisition would lead to the formation of one strong Irish airline group able to compete with large carriers such as Lufthansa, Air France/KLM and British Airways/Iberia (now "International Airlines Group"). During the EU merger review, the Company made a commitment that if the acquisition was approved, Ryanair would eliminate Aer Lingus' fuel surcharges and reduce its fares, which would have resulted in Aer Lingus passengers saving approximately €100 million per year. The Company was therefore disappointed by the European Commission's decision to prohibit this offer. This decision was the first adverse decision taken in respect of any EU airline merger and the first-ever adverse decision in respect of a proposed merger of two companies with less than 5% of the EU market for their services. Ryanair filed an appeal with the Court of First Instance ("CFI"), which was heard in July 2009. On July 6, 2010, the CFI upheld the Commission's decision.

In October 2007, the European Commission also reached a formal decision that it would not force Ryanair to sell its shares in Aer Lingus. Aer Lingus appealed this decision before the CFI. This case was heard in July 2009 and on July 6, 2010, the court rejected Aer Lingus' appeal and confirmed that Ryanair cannot be forced to dispose of its 29.8% stake in Aer Lingus under the European Merger Regulation. However, EU legislation may change in the future to require such a forced disposition. If eventually forced to dispose of its stake in Aer Lingus, Ryanair could suffer significant losses due to the negative impact on market prices of the forced sale of such a significant portion of Aer Lingus' shares.

On December 1, 2008, Ryanair made a new offer to acquire all of the ordinary shares of Aer Lingus it did not own at a price of €1.40 per ordinary share. Ryanair offered to keep Aer Lingus as a separate company, maintain the Aer Lingus brand, and retain its Heathrow slots and connectivity. Ryanair also proposed to double Aer Lingus' short-haul fleet from 33 to 66 aircraft and to create 1,000 associated new jobs over a five-year period. If the offer had been accepted, the Irish government would have received over €180 million in cash. The employee share ownership trust and employees, who owned 18% of Aer Lingus, would have received over €137 million in cash. The Company met Aer Lingus management, representatives of the employee share ownership trust and other parties, including members of the Irish Government. The offer of €1.40 per share represented a premium of approximately 25% over the closing price of €1.12 for Aer Lingus shares on November 28, 2008. As the Company was unable to secure the shareholders' support, it decided on January 28, 2009, to withdraw its offer for Aer Lingus.

The OFT wrote to Ryanair in September 2010, advising that it intended to investigate Ryanair's minority stake in Aer Lingus. Ryanair objected on the basis that the OFT's investigation was time-barred. Ryanair contended that the OFT had the opportunity, which it missed, to investigate Ryanair's minority stake within four months from the European Commission's June 2007 decision to prohibit Ryanair's takeover of Aer Lingus. The OFT agreed in October 2010 to suspend its investigation pending the outcome of Ryanair's appeal against the OFT's decision that its investigation is within time. On July 28, 2011, the Competition Appeal Tribunal ruled that the OFT was not time barred when it attempted in September 2010 to open an investigation into Ryanair's 2006 acquisition of a minority non-controlling stake in Aer Lingus. Ryanair subsequently appealed the Competition Appeal Tribunal's decision. On November 24, 2011, the UK Court of Appeal ordered a stay of the OFT's investigation pending the Courts review of whether the OFT's investigation was time barred. On May 22, 2012, the UK Court of Appeal found that the OFT was not time barred to investigate Ryanair's minority stake in Aer Lingus in September 2010. Ryanair subsequently sought permission to appeal that ruling to the UK Supreme Court, but permission was refused. On June 15, 2012, the OFT referred the investigation of Ryanair's minority stake in Aer Lingus to the UK Competition Commission. On August 28, 2013, the Competition Commission issued its final decision in which it stated that Ryanair's shareholding "*gave it the ability to exercise material influence over Aer Lingus*" and "*had led or may be expected to lead to a substantial lessening of competition in the markets for air passenger services between Great Britain and Ireland.*" As a result of its findings, the Competition Commission ordered Ryanair to reduce its shareholding in Aer Lingus to no more than 5 percent of Aer Lingus' issued ordinary shares. Ryanair appealed the Competition Commission's final decision to the CAT on September 23, 2013. The CAT rejected Ryanair's appeal on March 7, 2014. On April 23, 2014, the CAT granted Ryanair permission to appeal the CAT's judgment to the UK Court of Appeal. The UK Court of Appeal rejected Ryanair's appeal on February 12, 2015. On March 12, 2015, Ryanair applied to the UK Supreme Court for permission to appeal the judgment of the UK Court of Appeal. On July 14, 2015, the Supreme Court refused permission, bringing the appeal process against the Competition Commission's final decision to conclusion.

On February 12, 2015, Ryanair applied to the Competition and Markets Authority ("CMA") (formerly the Competition Commission) for a review of its August 28, 2013 decision on the basis that the proposed offer by the International Airlines Group ("IAG") for Aer Lingus, announced in December 2014, amounted to a material change of circumstances which necessitated such review and the setting aside of the divestment order. On June 11, 2015, the CMA adopted a decision rejecting Ryanair's contention that IAG's proposed bid amounted to a material change of circumstances and imposing its divestment order. Ryanair appealed that decision and the imposition of the divestment order to the CAT. On July 15, 2015, the CAT dismissed Ryanair's appeal. Ryanair has submitted an application for permission to appeal this ruling to the UK Court of Appeal.

On June 19, 2012, Ryanair made a third offer to acquire all of the ordinary shares of Aer Lingus it did not own at a price of €1.30 per ordinary share. The timing of the offer was influenced by: (i) the continued consolidation of European airlines, and more recently the IAG (the parent company of British Airways) takeover of British Midland International, where the No. 1 airline at Heathrow was allowed to acquire the No. 2; (ii) the additional capacity available at Dublin airport following the opening of Terminal 2 and the decline in traffic from 23.3 million passengers per annum in 2007 to 18.7 million in 2011, has resulted in Dublin airport operating at approximately 50% capacity; (iii) the change in the Irish government policy since 2006 in that the Irish government indicated that it had decided to sell its stake in Aer Lingus; (iv) the fact that under the terms of the bailout agreement provided by the European Commission, European Central Bank and the International Monetary Fund to Ireland, the Irish government committed to sell its stake in Aer Lingus; (v) the fact that the Employee Share Ownership Trust (ESOT), which at the time of the unsuccessful 2006 offer controlled 15% of Aer Lingus, had been disbanded since December 2010 and the shares distributed to the individual members, with the result that Ryanair's new offer was, in Ryanair's view, capable of reaching over 50% acceptance either with or without government acceptance; and (vi) the fact that Etihad, an Abu Dhabi based airline, had recently acquired a 3% stake in Aer Lingus and had expressed an interest in buying the government's 25% stake in Aer Lingus (the offer therefore provided Etihad or any other potential bidder the opportunity to purchase the government's stake).

Ryanair offered to keep Aer Lingus as a separate company, maintain the Aer Lingus brand, and to grow its traffic from 9.5 million to over 14.5 million passengers over a five year period post acquisition, by growing Aer Lingus' short haul traffic at some of Europe's major airports where Aer Lingus currently operates and Ryanair does not. Ryanair also intended to increase Aer Lingus' transatlantic traffic from Ireland, which has fallen in recent years, by investing in operations. If the offer was accepted, the Irish government would have received €173 million in cash.



The offer of €1.30 per share represented a premium of approximately 38% over the closing price of €0.94 for Aer Lingus shares as of June 19, 2012. The offer was conditional on competition approval by the European Commission. However, on February 27, 2013, the European Commission prohibited the acquisition by Ryanair of the remaining share capital of Aer Lingus. Ryanair appealed this prohibition to the EU General Court on May 8, 2013. A judgment in this appeal is expected in 2016.

The available-for-sale financial asset balance sheet value of €371.0 million reflects the market value of the Company's stake in Aer Lingus as of March 31, 2015, as compared to a value of €260.3 million as of March 31, 2014. In accordance with the company's accounting policy, this investment is held at fair value. This investment is classified as available-for-sale, rather than as an investment in an associate, because the Company does not have the power to exercise any influence over Aer Lingus. The increase in the amount of the available for sale financial asset from €260.3 million at March 31, 2014 to €371.0 million at March 31, 2015 is comprised of a gain of €110.7 million, recognized through other comprehensive income, reflecting the increase in Aer Lingus' share price from €1.64 per share at March 31, 2014 to €2.33 per share at March 31, 2015. All impairment losses are required to be recognized in the income statement for investments in an equity instrument classified for available for sale and are not subsequently reversed within the income statement with reversals being recognized through other comprehensive income instead, while gains are recognized through other comprehensive income. The investment had in prior periods been impaired to €0.50 per share.

The Company's determination that it does not have control, or even exercise a "significant influence," over Aer Lingus through its minority shareholding has been based on the following factors:

- (i) Ryanair does not have any representation on the Aer Lingus Board of Directors; nor does it have a right to appoint a director;
- (ii) Ryanair does not participate in Aer Lingus policy-making decisions; nor does it have a right to participate in such policy-making decisions;
- (iii) There are no material transactions between Ryanair and Aer Lingus, there is no interchange of personnel between the two companies and there is no sharing of technical information between the companies;
- (iv) Aer Lingus and its significant shareholder (the Irish government: 25.1%) have historically openly opposed Ryanair's investment or participation in the company;
- (v) In 2007, 2009 and 2010, Aer Lingus refused Ryanair's attempt to assert its statutory right to requisition a general meeting (a legal right of any 5% shareholder under Irish law);
- (vi) On April 15, 2011, the High Court in Dublin ruled that Aer Lingus was not obliged to accede to Ryanair's request that two additional resolutions (on the payment of a dividend and on payments to pension schemes) be put to vote at Aer Lingus' annual general meeting; and
- (vii) The European Commission has formally found that Ryanair's shareholding in Aer Lingus does not grant Ryanair "de jure or de facto control of Aer Lingus" and that "Ryanair's rights as a minority shareholder are associated exclusively to rights related to the protection of minority shareholders" (Commission Decision Case No. COMP/M.4439 dated October 11, 2007). The European Commission's finding has been confirmed by the European Union's General Court which issued a decision on July 6, 2010 that the European Commission was justified to use the required legal and factual standard in its refusal to order Ryanair to divest its minority shareholding in Aer Lingus and that, as part of that decision, Ryanair's shareholding did not confer control of Aer Lingus (Judgment of the General Court (Third Chamber) Case No. T-411/07 dated July 6, 2010).

On June 19, 2015, the International Airlines Group ("IAG") issued a formal offer for Aer Lingus Group plc. The offer, which was recommended by the Board of Aer Lingus Group plc, consists of cash consideration of €2.50 per ordinary share plus a €0.05 ordinary dividend (already paid in May 2015). The offer is subject to the acceptance of the offer by key shareholders, namely the Irish government and Ryanair, and regulatory approval from the European competition authorities.

On July 10, 2015, Ryanair confirmed that the Board of Ryanair Holdings voted unanimously to accept the IAG offer for Ryanair's 29.8% shareholding in Aer Lingus Group plc, subject to that offer receiving merger clearance from the European Commission (which was subsequently granted on July 14, 2015).

### **Historical Results Are Not Predictive of Future Results**

The historical results of operations discussed herein may not be indicative of Ryanair's future operating performance. Ryanair's future results of operations will be affected by, among other things, overall passenger traffic volume; the availability of new airports for expansion; fuel prices; the airline pricing environment in a period of increased competition; the ability of Ryanair to finance its planned acquisition of aircraft and to discharge the resulting debt service obligations; economic and political conditions in Ireland, the U.K. and the EU; terrorist threats or attacks within the EU; seasonal variations in travel; developments in government regulations, litigation and labor relations; foreign currency fluctuations, the impact of the banking crisis and potential break-up of the euro; competition and the public's perception regarding the safety of low-fares airlines; the value of its equity stake in Aer Lingus; changes in aircraft acquisition, leasing, and other operating costs; flight interruptions caused by volcanic ash emissions or other atmospheric disruptions; flight disruptions caused by periodic and prolonged air traffic controller strikes in Europe; the rates of income and corporate taxes paid, and the impact of the financial and Eurozone crisis. Ryanair expects its depreciation, staff and fuel charges to increase as additional aircraft and related flight equipment are acquired. Future fuel costs may also increase as a result of the depletion of petroleum reserves, the shortage of fuel production capacity and/or production restrictions imposed by fuel oil producers. Maintenance expenses may also increase as a result of Ryanair's fleet expansion and replacement program. In addition, the financing of new Boeing 737-800 aircraft and Boeing 737-MAX-200 will increase the total amount of the Company's outstanding debt and the payments it is obliged to make to service such debt. The cost of insurance coverage for certain third-party liabilities arising from "acts of war" or terrorism increased dramatically following the September 11, 2001 terrorist attacks. Although Ryanair currently passes on increased insurance costs to passengers by means of a special "insurance levy" on each ticket, there can be no assurance that it will continue to be successful in doing so. See "Item 3. Key Information—Risk Factors—Risks related to the Airline Industry—The 2001 Terrorist Attacks on the United States Had a Severe Negative Impact on the International Airline Industry."

### **RECENT OPERATING RESULTS**

The Company's profit after tax for the quarter ended June 30, 2015 (the first quarter of the Company's 2016 fiscal year) was €245.1 million, as compared to €196.8 million for the corresponding period of the previous year. The Company recorded an increase in operating profit, from €231.8 million in the first quarter of the 2015 fiscal year to €288.4 million in the recently completed quarter. Total operating revenues increased from €1,495.7 million in the first quarter of fiscal 2015 to €1,652.7 million in the first quarter of fiscal 2016. The increase in operating profit was primarily due to a 16% increase in traffic, a stronger load factor (up 6 points to 92%) and a 14% fuel saving per passenger. Operating expenses increased from €1,263.9 million in the first quarter of fiscal 2015 to €1,364.3 million in the first quarter of fiscal 2016, due primarily to the increased costs associated with the growth of the airline. The Company's cash and cash equivalents, restricted cash and financial assets with terms of less than three months amounted to €4,881.2 million at June 30, 2015 as compared with €4,483.3 million at June 30, 2014.

## **CRITICAL ACCOUNTING POLICIES**

The following discussion and analysis of Ryanair's financial condition and results of operations is based on its consolidated financial statements, which are included in Item 18 and prepared in accordance with IFRS.

The preparation of the Company's financial statements requires the use of estimates, judgments, and assumptions that affect the reported amounts of assets and liabilities at the date of the financial statements and the reported amounts of revenues and expenses during the periods presented. Actual results may differ from these estimates.

The Company believes that its critical accounting policies, which are those that require management's most difficult, subjective and complex judgments, are those described in this section. These critical accounting policies, the judgments and other uncertainties affecting application of these policies and the sensitivity of reported results to changes in conditions and assumptions are factors to be considered in reviewing the consolidated financial statements included in Item 18 and the discussion and analysis below. For additional detail on these policies, see Note 1, "Basis of preparation and significant accounting policies," to the consolidated financial statements included in Item 18.

### **Long-lived Assets**

As of March 31, 2015, Ryanair had €5.5 billion of long-lived assets, virtually all of which were aircraft. In accounting for long-lived assets, Ryanair must make estimates about the expected useful lives of the assets, the expected residual values of the assets, and the potential for impairment based on the fair value of the assets and the cash flows they generate.

In estimating the lives and expected residual values of its aircraft, Ryanair has primarily relied on its own and industry experience, recommendations from Boeing, the manufacturer of all of the Company's aircraft, valuations from appraisers and other available marketplace information. Subsequent revisions to these estimates, which can be significant, could be caused by changes to Ryanair's maintenance program, changes in utilization of the aircraft, governmental regulations on aging of aircraft, changes in new aircraft technology, changes in governmental and environmental taxes, changes in new aircraft fuel efficiency and changing market prices for new and used aircraft of the same or similar types. Ryanair evaluates its estimates and assumptions in each reporting period, and, when warranted, adjusts these assumptions. Generally, these adjustments are accounted for on a prospective basis, through depreciation expense.

Ryanair periodically evaluates its long-lived assets for impairment. Factors that would indicate potential impairment would include, but are not limited to, significant decreases in the market value of an aircraft, a significant change in an aircraft's physical condition and operating or cash flow losses associated with the use of the aircraft. While the airline industry as a whole has experienced many of these factors from time to time, Ryanair has not yet been seriously impacted and continues to record positive cash flows from these long-lived assets. Consequently, Ryanair has not yet identified any impairments related to its existing aircraft fleet. The Company will continue to monitor its long-lived assets and the general airline operating environment.

The Company's estimate of the recoverable amount of aircraft residual values is 15% of current market value of new aircraft, determined periodically, based on independent valuations and actual aircraft disposals during prior periods. Aircraft are depreciated over a useful life of 23 years from the date of manufacture to residual value.

### **Heavy Maintenance**

An element of the cost of an acquired aircraft is attributed, on acquisition, to its service potential, reflecting the maintenance condition of the engines and airframe.

For aircraft held under operating lease agreements, Ryanair is contractually committed to either return the aircraft in a certain condition or to compensate the lessor based on the actual condition of the airframe, engines and life-limited parts upon return. In order to fulfill such conditions of the lease, maintenance, in the form of major airframe overhaul, engine maintenance checks, and restitution of major life-limited parts, is required to be performed during the period of the lease and upon return of the aircraft to the lessor. The estimated airframe and engine maintenance costs and the costs associated with the restitution of major life-limited parts, are accrued and charged to profit or loss over the lease term for this contractual obligation, based on the present value of the estimated future cost of the major airframe overhaul, engine maintenance checks and restitution of major life-limited parts, calculated by reference to the number of hours flown or cycles operated during the year.

Ryanair's aircraft operating lease agreements typically have a term of seven years, which closely correlates with the timing of heavy maintenance checks. The contractual obligation to maintain and replenish aircraft held under operating lease exists independently of any future actions within the control of Ryanair. While Ryanair may, in very limited circumstances, sub-lease its aircraft, it remains fully liable to perform all of its contractual obligations under the 'head lease' notwithstanding any such sub-leasing.

Both of these elements of accounting policies involve the use of estimates in determining the quantum of both the initial maintenance asset and/or the amount of provisions to be recorded and the respective periods over which such amounts are charged to income. In making such estimates, Ryanair has primarily relied on its own and industry experience, industry regulations and recommendations from Boeing; however, these estimates can be subject to revision, depending on a number of factors, such as the timing of the planned maintenance, the ultimate utilization of the aircraft, changes to government regulations and increases or decreases in estimated costs. Ryanair evaluates its estimates and assumptions in each reporting period and, when warranted, adjusts its assumptions, which generally impact maintenance and depreciation expense in the income statement on a prospective basis.

## **Tax Audits**

Income tax on the profit or loss for the year comprises current and deferred tax. Current tax payable on taxable profits is recognized as an expense in the period in which the profits arise using tax rates enacted or substantively enacted at the balance sheet date. Deferred tax is provided in full, using the balance sheet liability method on temporary differences arising from the tax basis of assets and liabilities and their carrying amount in the consolidated financial statements.

Social insurance, passenger taxes and sales taxes are recorded as a liability based on laws enacted in the jurisdictions to which they relate. Liabilities are recorded when an obligation has been incurred.

Ryanair reviews its tax obligations by jurisdiction regularly. There are many complexities and judgments in determining tax obligations due to the inherent complexity of tax law, the manner in which airline businesses are carried out whereby operations can begin and end in different jurisdictions and assumptions made about the timing and amount of individual balances to be included in financial statements and tax returns.

Ryanair has an internal tax group and takes professional advice on more complex matters in estimating its tax liabilities. Ryanair also deals extensively with revenue authorities in each jurisdiction in which it operates. Tax liabilities are based on the best estimate of the likely obligation at each reporting period. These estimates are subject to revision based on the outcome of tax audits and discussions with revenue authorities that can take several years to conclude.

## RESULTS OF OPERATIONS

The following table sets forth certain income statement data (calculated under IFRS) for Ryanair expressed as a percentage of Ryanair's total revenues for each of the periods indicated:

	Fiscal Year ended March 31,		
	2015	2014	2013
Total revenues .....	100%	100%	100%
Scheduled revenues .....	75.4	75.2	78.2
Ancillary revenues.....	24.6	24.8	21.8
Total operating expenses .....	81.5	86.9	85.3
Fuel and oil.....	35.2	40.0	38.6
Airport and handling charges .....	12.6	12.2	12.5
Route charges .....	9.7	10.4	10.0
Staff costs .....	8.9	9.2	8.9
Depreciation .....	6.7	7.0	6.7
Marketing, distribution and other .....	4.1	3.8	4.1
Maintenance, materials and repairs .....	2.4	2.3	2.5
Aircraft rentals.....	1.9	2.0	2.0
Operating profit.....	18.5	13.1	14.7
Net interest expense .....	(1.0)	(1.3)	(1.5)
Other income.....	(0.1)	0.0	0.1
Profit before taxation.....	17.4	11.8	13.3
Taxation .....	(2.0)	(1.4)	(1.6)
Profit after taxation .....	15.4	10.4	11.7

### FISCAL YEAR 2015 COMPARED WITH FISCAL YEAR 2014

*Profit after taxation.* Ryanair recorded a profit on ordinary activities after taxation of €866.7 million in the 2015 fiscal year, as compared with a profit of €522.8 million in the 2014 fiscal year. This 65.8% increase was primarily attributable to a 1.4% increase in average fares, a 10.9% increase in traffic, a stronger load factor (up 5 points to 88.2%), and 10.8% fuel savings per passenger.

*Scheduled revenues.* Ryanair's scheduled passenger revenues increased 12.4%, from €3,789.5 million in the 2014 fiscal year to €4,260.3 million in the 2015 fiscal year, primarily reflecting an increase of 1.4% in average fares. The number of passengers booked increased 10.9%, from 81.7 million to 90.6 million, reflecting increased passenger volumes on existing routes and the successful opening of new bases at Athens, Lisbon, Thessaloniki, Warsaw, Cologne, Glasgow International, Gdansk and Bratislava in the 2015 fiscal year. Booked passenger load factors increased to 88.2% in fiscal 2015 compared with 83% in fiscal 2014.

Passenger capacity during the 2015 fiscal year increased by 3.8% due to an increase in the average number of aircraft in the fleet. Scheduled passenger revenues accounted for 75.4% of Ryanair's total revenues for the 2015 fiscal year, compared with 75.2% of total revenues in the 2014 fiscal year.

*Ancillary revenues.* Ryanair's ancillary revenues, which comprise revenues from non-flight scheduled operations, in-flight sales and Internet-related services, increased 11.7%, from €1,247.2 million in the 2014 fiscal year to €1,393.7 million in the 2015 fiscal year, while ancillary revenues per booked passenger increased to €15.39 from €15.27. Revenues from non-flight scheduled operations, including revenues from excess baggage charges, administration/credit card fees, sales of rail and bus tickets, priority boarding, reserved seating, accommodation, travel insurance and car rental increased 15.0% to €1,164.4 million from €1,012.4 million in the 2014 fiscal year. Revenues from in-flight sales increased 9.2%, to €128.1 million from €117.3 million in the 2014 fiscal year. Revenues from Internet-related services, primarily commissions received from products sold on Ryanair.com or linked websites, decreased 13.9%, from €117.5 million in the 2014 fiscal year to €101.2 million in the 2015 fiscal year, reflecting a combination of factors including an improved product mix and the implementation of fully reserved seating across the network. The rate of increase in ancillary revenues exceeded that of the increase in overall passengers booked.

The following table sets forth the components of ancillary revenues earned by Ryanair and each component expressed as a percentage of total ancillary revenues for each of the periods indicated:

	Fiscal Year ended March 31,			
	2015		2014	
	(in millions of euro, except percentage data)			
Non-flight Scheduled .....	1,164.4	83.5%	1,012.4	81.2%
In-flight Sales .....	128.1	9.2%	117.3	9.4%
Internet-related .....	101.2	7.3%	117.5	9.4%
Total .....	1,393.7	100.0%	1,247.2	100.0%

*Operating expenses.* As a percentage of total revenues, Ryanair's operating expenses decreased from 86.9% in the 2014 fiscal year to 81.6% in the 2015 fiscal year. Total revenues increased by 12.3%, faster than the 5.3% increase in operating expenses. In absolute terms, total operating expenses increased 5.3%, from €4,378.1 million in the 2014 fiscal year to €4,611.1 million in the 2015 fiscal year, principally as a result of increased costs associated with the growth of the airline offset by a 1.0% reduction in fuel and oil costs from €2,013.1 million in the 2014 fiscal year to €1,992.1 million in the 2015 fiscal year. Fuel and oil expenses, route charges, staff costs, depreciation and aircraft rentals decreased as a percentage of total revenues, while airport and handling charges, marketing, distribution and other costs and maintenance, materials and repairs increased. Total operating expenses per passenger decreased by 5.0%, with the decrease reflecting, principally, a 10.8% reduction in per passenger fuel costs and ex-fuel costs remaining flat per passenger during the 2015 fiscal year.

The Company's decision to ground aircraft did not have a material impact on the results of the Company for the year ended March 31, 2015 and, at present, is not anticipated to have a material impact on future operations. The Company anticipates that any revenues which could have been generated had the Company operated the grounded aircraft would have been lower than the operating costs associated with operating these aircraft, including fuel costs, airport charges and taxes. The Company does not anticipate that any material staff costs will be incurred during future periods of the grounding of aircraft, as the relevant staff can be furloughed under the terms of their contracts without compensation and the maintenance costs associated with the grounded aircraft will be minimal. However, the Company will still incur aircraft ownership costs comprised of depreciation and amortization costs, lease rentals costs and financing costs.

The following table sets forth the amounts in euro cent of, and percentage changes in, Ryanair's operating expenses (on a per-passenger basis) for the fiscal years ended March 31, 2015 and March 31, 2014 under IFRS. These data are calculated by dividing the relevant expense amount (as shown in the consolidated financial statements) by the number of booked passengers in the relevant year as shown in the table of "Selected Operating and Other Data" in Item 3 and rounding to the nearest euro cent; the percentage change is calculated on the basis of the relevant figures before rounding.

	<b>Fiscal Year Ended March 31, 2015</b>	<b>Fiscal Year Ended March 31, 2014</b>	<b>% Change</b>
	<b>€</b>	<b>€</b>	
Fuel and oil .....	22.00	24.65	(10.8%)
Airport and handling charges.....	7.87	7.56	4.1%
Route charges .....	6.05	6.39	(5.3%)
Staff costs .....	5.55	5.68	(2.3%)
Depreciation .....	4.17	4.31	(3.2%)
Marketing, distribution and other .....	2.58	2.36	9.3%
Maintenance, materials and repairs .....	1.49	1.42	4.9%
Aircraft rentals.....	1.21	1.24	(2.4%)
Total operating expenses .....	50.92	53.61	(5.0%)

*Fuel and oil.* Ryanair's fuel and oil costs per passenger decreased by 10.8%, while in absolute terms, these costs decreased by 1.0% from €2,013.1 million in the 2014 fiscal year to €1,992.1 million in the 2015 fiscal year, in each case after giving effect to the Company's fuel hedging activities. The 1.4% decrease reflected a 4.6% decrease in average fuel prices paid and the impact of a 2.5% increase in the number of hours flown, and a slight increase in fuel burn across the fleet due to the higher load factor. Fuel and oil costs include the direct cost of fuel, the cost of delivering fuel to the aircraft, aircraft de-icing and EU emissions trading costs. The average fuel price paid by Ryanair (calculated by dividing total fuel costs by the number of U.S. gallons of fuel consumed) decreased 4.6% from €2.45 per U.S. gallon in the 2014 fiscal year to €2.34 per U.S. gallon in the 2015 fiscal year, in each case after giving effect to the Company's fuel hedging activities.

*Airport and handling charges and route charges.* Ryanair's airport and handling charges per passenger increased 4.1% in the 2015 fiscal year, while route charges per passenger decreased 5.3%. In absolute terms, airport and handling charges increased 15.5%, from €617.2 million in the 2014 fiscal year to €712.8 million in the 2015 fiscal year, reflecting the overall growth in passenger volumes, the mix of new routes and bases launched at primary airports and the strengthening of U.K. pound sterling against the euro. In absolute terms, route charges increased 4.9%, from €522.0 million in the 2014 fiscal year, to €547.4 million in the 2015 fiscal year, primarily as a result of the 3.9% increase in sectors flown and price increases in Germany, France and the U.K.

*Staff costs.* Ryanair's staff costs, which consist primarily of salaries, wages and benefits, decreased 2.3% on a per-passenger basis, while in absolute terms, these costs increased 8.5%, from €463.6 million in the 2014 fiscal year to €502.9 million in the 2015 fiscal year. The increase in absolute terms was primarily attributable to the increased level of activity, a pay increase of 2.0% granted in fiscal 2015 and the strength of U.K. pound sterling against the euro.

*Depreciation.* Ryanair's depreciation per passenger decreased by 3.2%, while in absolute terms these costs increased 7.4% from €351.8 million in the 2014 fiscal year to €377.7 million in the 2015 fiscal year. The increase was primarily attributable to the increase in the average number of owned aircraft in the fleet in the 2015 fiscal year (250) compared to the 2014 fiscal year (246) and spare engines purchased during the year. See "—Critical Accounting Policies—Long-lived Assets" above.

*Marketing, distribution and other expenses.* Ryanair's marketing, distribution and other operating expenses, including those applicable to the generation of ancillary revenues, increased 9.3% on a per-passenger basis in the 2015 fiscal year, while in absolute terms, these costs increased 21.3%, from €192.8 million in the 2014 fiscal year to €233.9 million in the 2015 fiscal year, with the overall increase primarily reflecting the higher marketing spend to support Ryanair's "Always Getting Better" customer experience program and the launch of new routes and bases.

*Maintenance, materials and repairs.* Ryanair's maintenance, materials and repair expenses, which consist primarily of the cost of routine maintenance, provision for leased aircraft and the overhaul of spare parts, increased 4.9% on a per-passenger basis, while in absolute terms these expenses increased by 16.2% from €116.1 million in the 2014 fiscal year to €134.9 million in the 2015 fiscal year. The increase in absolute terms during the fiscal year was partly due to the inclusion in the prior year of a one off credit of €3.7 million arising from the renegotiation of certain maintenance contracts. The remainder of the increase was primarily due to line maintenance costs resulting from the launch of new bases, unscheduled maintenance costs and the strength of sterling to the euro.

*Aircraft rentals.* Aircraft rental expenses amounted to €109.4 million in the 2015 fiscal year, a 7.9% increase from the €101.5 million reported in the 2014 fiscal year, reflecting short term leases over the summer, offset by the lower average number of leased aircraft in the 2015 fiscal year (51) compared to the 2014 fiscal year (55).

*Operating profit.* As a result of the factors outlined above, operating profit increased 42.8% on a per-passenger basis in the 2015 fiscal year, and also increased in absolute terms, from €658.6 million in the 2014 fiscal year to €1,042.9 million in the 2015 fiscal year.

*Finance expense.* Ryanair's interest and similar charges decreased 10.8%, from €83.2 million in the 2014 fiscal year to €74.2 million in the 2015 fiscal year, primarily due to lower interest rates in the 2015 fiscal year compared to the 2014 fiscal year. These costs are expected to increase in future periods as Ryanair further expands its fleet.

*Finance income.* Ryanair's interest and similar income increased 8.5%, from €16.5 million in the 2014 fiscal year to €17.9 million in the 2015 fiscal year, reflecting higher cash balances in the 2015 fiscal year.

*Foreign exchange gains/losses.* Ryanair recorded foreign exchange losses of €4.2 million in the 2015 fiscal year, as compared with foreign exchange losses of €0.5 million in the 2014 fiscal year, with the different result being primarily due to the negative impact of changes in the euro exchange rate against the U.S. dollar.

*Taxation.* The effective tax rate for the 2015 fiscal year was 11.8%, as compared to an effective tax rate of 11.6% in the 2014 fiscal year. The effective tax rate reflects the statutory rate of Irish corporation tax of 12.5%. Ryanair recorded an income tax provision of €115.7 million in the 2015 fiscal year, compared with a tax provision of €68.6 million in the 2014 fiscal year, with the increase primarily reflecting higher pre-tax profits. The determination regarding the recoverability of the deferred tax asset was based on future income forecasts, which demonstrated that it was more likely than not that future profits would be available in order to utilize the deferred tax asset. A deferred tax asset's recoverability is not dependent on material improvements over historical levels of pre-tax income, material changes in the present relationship between income reported for financial and tax purposes, or material asset sales or other non-routine transactions.

## **FISCAL YEAR 2014 COMPARED WITH FISCAL YEAR 2013**

*Profit after taxation.* Ryanair recorded a profit on ordinary activities after taxation of €522.8 million in the 2014 fiscal year, as compared with a profit of €569.3 million in the 2013 fiscal year. This 8.2% decrease was primarily attributable to an increase in total operating expenses of 5.1%, and a 3.7% reduction in average fares, offset, in part, by strong ancillary revenues and increased traffic.

*Scheduled revenues.* Ryanair's scheduled passenger revenues decreased 0.8%, from €3,819.8 million in the 2013 fiscal year, to €3,789.5 million in the 2014 fiscal year, primarily reflecting a decrease of 3.7% in average fares. The number of passengers booked increased 3.0%, from 79.3 million to 81.7 million, reflecting increased passenger volumes on existing routes and the successful launch of new bases at Athens, Thessaloniki, Brussels (Zaventem), Lisbon, Rome (Fiumicino), Catania, Lamezia and Palermo in the 2014 fiscal year. Booked passenger load factors increased to 83% in fiscal 2014 compared with 82% in fiscal 2013.



Passenger capacity during the 2014 fiscal year increased by 2.4% due to an increase in the average number of aircraft in the fleet. Scheduled passenger revenues accounted for 75.2 % of Ryanair's total revenues for the 2014 fiscal year, compared with 78.2% of total revenues in the 2013 fiscal year.

*Ancillary revenues.* Ryanair's ancillary revenues, which comprise revenues from non-flight scheduled operations, in-flight sales and Internet-related services, increased 17.2%, from €1,064.2 million in the 2013 fiscal year to €1,247.2 million in the 2014 fiscal year, while ancillary revenues per booked passenger increased to €15.27 from €13.43. Revenues from non-flight scheduled operations, including revenues from excess baggage charges, administration/credit card fees, sales of rail and bus tickets, priority boarding, reserved seating, accommodation, travel insurance and car rental increased 21.6% to €1,012.4 million from €832.9 million in the 2013 fiscal year. Revenues from in-flight sales increased 6.8%, to €117.3 million from €109.8 million in the 2013 fiscal year. Revenues from Internet-related services, primarily commissions received from products sold on Ryanair.com or linked websites, decreased 3.3%, from €121.5 million in the 2013 fiscal year to €117.5 million in the 2014 fiscal year, reflecting a combination of factors including an improved product mix and the implementation of a reserved seating system across the network. The rate of increase in ancillary revenues exceeded that of the increase in overall passengers booked.

The following table sets forth the components of ancillary revenues earned by Ryanair and each component expressed as a percentage of total ancillary revenues for each of the periods indicated:

	Fiscal Year ended March 31,			
	2014		2013	
	(in millions of euro, except percentage data)			
Non-flight Scheduled .....	1,012.4	81.2%	€832.9	78.3%
In-flight Sales .....	117.3	9.4%	€109.8	10.3%
Internet-related .....	117.5	9.4%	€121.5	11.4%
Total .....	1,247.2	100.0%	€1,064.2	100.0%

*Operating expenses.* As a percentage of total revenues, Ryanair's operating expenses increased from 85.3% in the 2013 fiscal year to 86.9% in the 2014 fiscal year. Total revenues increased by 3.1%, slower than the 5.1% increase in operating expenses. In absolute terms, total operating expenses increased 5.1%, from €4,165.8 million in the 2013 fiscal year to €4,378.1 million in the 2014 fiscal year, principally as a result of a 6.8% increase in fuel and oil costs from €1,885.6 million in the 2013 fiscal year to €2,013.1 million in the 2014 fiscal year, partially offset by the weakening of the U.K. pound sterling to the euro. Airport and handling charges, maintenance, materials and repairs and marketing, distribution and other costs decreased as a percentage of total revenues, while staff costs, depreciation, route charges and fuel and oil expenses increased and aircraft rental expenses stayed constant. Total operating expenses per passenger increased by 2.0%, with the increase reflecting, principally, the increase in passenger capacity during the 2014 fiscal year and the impact of the higher fuel costs.

The Company's decision to ground aircraft did not have a material impact on the results of the Company for the year ended March 31, 2014 and, at present, is not anticipated to have a material impact on future operations. The Company anticipates that any revenues which could have been generated had the Company operated the grounded aircraft would have been lower than the operating costs associated with operating these aircraft, due to significantly higher fuel costs, airport charges and taxes. The Company does not anticipate that any material staff costs will be incurred during future periods of the grounding of aircraft, as the relevant staff can be furloughed under the terms of their contracts without compensation and the maintenance costs associated with the grounded aircraft will be minimal. However, the Company will still incur aircraft ownership costs comprised of depreciation and amortization costs, lease rentals costs and financing costs.

The following table sets forth the amounts in euro cent of, and percentage changes in, Ryanair's operating expenses (on a per-passenger basis) for the fiscal years ended March 31, 2014 and March 31, 2013 under IFRS. These data are calculated by dividing the relevant expense amount (as shown in the consolidated financial statements) by the number of booked passengers in the relevant year as shown in the table of "Selected Operating and Other Data" in Item 3 and rounding to the nearest euro cent; the percentage change is calculated on the basis of the relevant figures before rounding.

	<b>Fiscal Year Ended March 31, 2014</b>	<b>Fiscal Year Ended March 31, 2013</b>	<b>% Change</b>
	<b>€</b>	<b>€</b>	
Fuel and oil.....	24.65	23.79	3.6%
Airport and handling charges .....	7.56	7.71	(2.1%)
Route charges .....	6.39	6.14	4.1%
Staff costs.....	5.68	5.50	3.3%
Depreciation .....	4.31	4.16	3.6%
Marketing, distribution and other .....	2.36	2.50	(5.5%)
Maintenance, materials and repairs .....	1.42	1.52	(6.7%)
Aircraft rentals .....	1.24	1.24	0.3%
Total operating expenses .....	<u>53.61</u>	<u>52.56</u>	<u>2.0%</u>

*Fuel and oil.* Ryanair's fuel and oil costs per passenger increased by 3.6%, while in absolute terms, these costs increased by 6.8% from €1,885.6 million in the 2013 fiscal year to €2,013.1 million in the 2014 fiscal year, in each case after giving effect to the Company's fuel hedging activities. The 6.8% increase reflected a 3.0% increase in average fuel prices paid and the impact of a 7.6% increase in the number of hours flown, which were offset in part by a lower fuel burn across the fleet. Fuel and oil costs include the direct cost of fuel, the cost of delivering fuel to the aircraft, aircraft de-icing and EU emissions trading costs. The average fuel price paid by Ryanair (calculated by dividing total fuel costs by the number of U.S. gallons of fuel consumed) increased 3.0% from €2.38 per U.S. gallon in the 2013 fiscal year to €2.45 per U.S. gallon in the 2014 fiscal year, in each case after giving effect to the Company's fuel hedging activities.

*Airport and handling charges and route charges.* Ryanair's airport and handling charges per passenger decreased 2.1% in the 2014 fiscal year, while route charges per passenger increased 4.1%. In absolute terms, airport and handling charges increased 0.9%, from €611.6 million in the 2013 fiscal year to €617.2 million in the 2014 fiscal year, reflecting the overall growth in passenger volumes, increased charges in Spain, and a quadrupling of ATC charges in Italy during the summer, partially offset by the mix of new route and bases launched and the weakening of U.K. pound sterling against the euro. In absolute terms, route charges increased 7.3%, from €486.6 million in the 2013 fiscal year, to €522.0 million in the 2014 fiscal year, primarily as a result of the 2% increase in sectors flown.

*Staff costs.* Ryanair's staff costs, which consist primarily of salaries, wages and benefits, increased 3.3% on a per-passenger basis, while in absolute terms, these costs increased 6.4%, from €435.6 million in the 2013 fiscal year to €463.6 million in the 2014 fiscal year. The increase in absolute terms was primarily attributable to a 7.6% increase in hours flown and a pay increase of 2.0% granted in fiscal 2014, partially offset by the weakening of U.K. pound sterling against the euro.

*Depreciation.* Ryanair's depreciation per passenger increased by 3.6%, while in absolute terms these costs increased 6.7% from €329.6 million in the 2013 fiscal year to €351.8 million in the 2014 fiscal year. The increase was primarily attributable to the increase in the average number of owned aircraft in the fleet in the 2014 fiscal year (246) compared to the 2013 fiscal year (242) and spare engines purchased during the year. See "—Critical Accounting Policies—Long-lived Assets" above.

*Marketing, distribution and other expenses.* Ryanair's marketing, distribution and other operating expenses, including those applicable to the generation of ancillary revenues, decreased 5.5% on a per-passenger basis in the 2014 fiscal year, while in absolute terms, these costs decreased 2.6%, from €197.9 million in the 2013 fiscal year to €192.8 million in the 2014 fiscal year, with the overall decrease primarily reflecting the reduced marketing spend per passenger and lower ancillary revenue costs.

*Maintenance, materials and repairs.* Ryanair's maintenance, materials and repair expenses, which consist primarily of the cost of routine maintenance, provision for leased aircraft and the overhaul of spare parts, decreased 6.7% on a per-passenger basis, while in absolute terms these expenses decreased by 3.8% from €120.7 million in the 2013 fiscal year to €116.1 million in the 2014 fiscal year. The decrease in absolute terms during the fiscal year reflected improved terms on lease extensions, offset in part by costs arising from the increased level of activity.

*Aircraft rentals.* Aircraft rental expenses amounted to €101.5 million in the 2014 fiscal year, a 3.4% increase from the €98.2 million reported in the 2013 fiscal year, reflecting the negative impact of higher lessor financing costs and the adverse impact of changes in the euro/dollar exchange rate.

*Operating profit.* As a result of the factors outlined above, operating profit decreased 11.0% on a per-passenger basis in the 2014 fiscal year, and also decreased in absolute terms, from €718.2 million in the 2013 fiscal year to €658.6 million in the 2014 fiscal year.

*Finance expense.* Ryanair's interest and similar charges decreased 16.2%, from €99.3 million in the 2013 fiscal year to €83.2 million in the 2014 fiscal year, primarily due to lower interest rates and reduced level of debt in the 2014 fiscal year compared to the 2013 fiscal year. These costs are expected to increase in future periods as Ryanair further expands its fleet.

*Finance income.* Ryanair's interest and similar income decreased 39.8%, from €27.4 million in the 2013 fiscal year to €16.5 million in the 2014 fiscal year, reflecting lower interest rates and gross cash balances, partially offset by increased dividend income from Aer Lingus shares received in the 2014 fiscal year.

*Foreign exchange gains/losses.* Ryanair recorded foreign exchange losses of €0.5 million in the 2014 fiscal year, as compared with foreign exchange gains of €4.6 million in the 2013 fiscal year, with the different result being primarily due to the negative impact of changes in the euro exchange rate against the U.K. pound sterling.

*Taxation.* The effective tax rate for the 2014 fiscal year was 11.6%, as compared to an effective tax rate of 12.5% in the 2013 fiscal year. The effective tax rate reflects the statutory rate of Irish corporation tax of 12.5%. Ryanair recorded an income tax provision of €68.6 million in the 2014 fiscal year, compared with a tax provision of €81.6 million in the 2013 fiscal year, with the decrease primarily reflecting lower pre-tax profits. The determination regarding the recoverability of the deferred tax asset was based on future income forecasts, which demonstrated that it was more likely than not that future profits would be available in order to utilize the deferred tax asset. A deferred tax asset's recoverability is not dependent on material improvements over historical levels of pre-tax income, material changes in the present relationship between income reported for financial and tax purposes, or material asset sales or other non-routine transactions.

## **SEASONAL FLUCTUATIONS**

The Company's results of operations have varied significantly from quarter to quarter, and management expects these variations to continue. Among the factors causing these variations are the airline industry's sensitivity to general economic conditions and the seasonal nature of air travel. Ryanair typically records higher revenues and income in the first half of each fiscal year ended March 31 than the second half of such year.

## **RECENTLY ISSUED ACCOUNTING STANDARDS**

Please see Note 1 to the consolidated financial statements included in Item 18 for information on recently issued accounting standards that are material to the Company.

## LIQUIDITY AND CAPITAL RESOURCES

*Liquidity.* The Company finances its working capital requirements through a combination of cash generated from operations, debt capital market issuances and bank loans for the acquisition of aircraft. See “Item 3. Key Information—Risk Factors—Risks Related to the Company—The Company Will Incur Significant Costs Acquiring New Aircraft and Any Instability in the Credit and Capital Markets could Negatively Impact Ryanair’s Ability to Obtain Financing on Acceptable Terms” for more information about risks relating to liquidity and capital resources. The Company had cash and liquid resources at March 31, 2015 and 2014 of €4,795.9 million and €3,241.7 million, respectively. The increase at March 31, 2015 primarily reflects cash generated from operating activities of €1,689.4 million and €1,690.9 million from eurobond issuances in June 2014 and March 2015, which was partially offset by the cash used to fund the purchase of property, plant, and equipment – primarily pre-delivery payments on new Boeing 737-800 aircraft and spare engines, in addition to a €520.3 million special dividend, the repayment of €419.7 million of borrowings and the purchase of 10.9 million Ordinary Shares via a share buy-back costing €112.0 million. Cash and liquid resources included €6.7 million and €13.3 million in “restricted cash” held on deposit as collateral for certain derivative financial instruments entered into by the Company with respect to its aircraft financing obligations and other banking arrangements at March 31, 2015 and 2014, respectively. See “Item 8. Financial Information—Other Financial Information—Legal Proceedings.”

The Company’s net cash inflows from operating activities in the 2015 and 2014 fiscal years amounted to €1,689.4 million and €1,044.6 million, respectively. The €644.8 million increase in net cash flows from operating activities for fiscal year 2015 compared to fiscal year 2014 was principally due to an increase in profit after tax of €343.9 million and an increase in accrued expenses of €364.4 million. This movement, which primarily relates to cash received in advance for flights, and receipt of other receivables and increases in other payables balances, generated €407.0 million in cash in 2015, compared with €133.9 million in 2014. This increase in net cash generated from working capital of €273.1 million, or approximately 204%, was primarily due to an increase in cash receipts from advance bookings.

During the last two fiscal years, Ryanair’s primary cash requirements have been for operating expenses, additional aircraft, including advance payments in respect of new Boeing 737 aircraft and related flight equipment, payments on related indebtedness and payments of corporation tax, as well as share buy-backs of €593.7 million and the payment of a €520.3 million special dividend to shareholders. Cash generated from operations and the issuance of €850.0 million in 1.875% unsecured eurobonds with a 7 year tenor in June 2014 and €850.0 million in 1.125% unsecured eurobonds with an 8 year tenor in March 2015 have been the principal source for these cash requirements.

The Company’s net cash inflows from operating activities in the 2014 and 2013 fiscal years amounted to €1,044.6 million and €1,023.5 million, respectively. The €21.1 million increase in net cash flows from operating activities for fiscal year 2014 compared to fiscal 2013 was principally due to a number of factors, including an increase in accrued expenses. This movement, which relates primarily to cash received in advance for flights, and receipt of other receivables and increases in other payables balances, generated €133.9 million in cash in 2014, compared with €64.7 million in 2013. This increase in net cash generated from working capital of €66.5 million, or approximately 98.7%, was primarily due to an increase in cash receipts from advance bookings, some of which was due to the timing of Easter, which fell in April 2014 and March 2013.

The Company’s net cash used in investing activities in fiscal year 2015 totaled €2,888.2 million, primarily reflecting, as compared to fiscal year 2014, the Company’s higher profitability and increased investment of cash with maturities of greater than 3 months, as described in more detail below.

The Company’s net cash from investing activities in fiscal year 2014 totaled €300.7 million and net cash used in investing activities in fiscal 2013 totaled €1,821.5 million, primarily reflecting the Company’s capital expenditures, and decreased investment of cash with maturities of greater than three months, as described in more detail below.

Net cash from financing activities totaled €653.3 million in the 2015 fiscal year, largely reflecting the issuance of €850.0 million unsecured Eurobonds in both June 2014 and March 2015 offset by a special dividend of €520.3 million, repayments of long-term borrowings of €419.7 million and shares purchased under a share buy-back program of €112.0 million.

Net cash used in financing activities totaled €856.1 million in the 2014 fiscal year, largely reflecting the repayments of long-term borrowings of €390.8 million and shares purchased under a share buy-back program of €481.7 million, offset in part by shares issued of €16.4 million.

The Company experienced a net cash outflow from financing activities of €669.4 million in fiscal year 2013. This was due to the receipt of proceeds from long term borrowings of €234.6 million, offset in part by repayments of long-term borrowings of €366.4 million, the payment of a €491.5 million dividend and shares purchased under a share buy-back program of €67.5 million.

*Capital Expenditures.* The Company's net cash outflows for capital expenditures in fiscal years 2015 and 2014 were €788.5 million and €505.8 million respectively. Ryanair has funded a significant portion of its acquisition of new Boeing 737-800 aircraft and related equipment through borrowings under facilities provided by international financial institutions on the basis of guarantees issued by the Export-Import Bank of the United States ("Ex-Im Bank"). At March 31, 2015, Ryanair had a fleet of 308 Boeing 737-800 aircraft, the majority of which (202 aircraft) were funded by Ex-Im Bank-guaranteed financing. Other sources of on-balance-sheet aircraft financing utilized by Ryanair are Japanese Operating Leases with Call Options ("JOLCOs"), which are treated as finance leases (26 of the aircraft in the fleet as of March 31, 2015) and commercial debt financing (6 of the aircraft in the fleet as of March 31, 2015). Of Ryanair's total fleet of 308 Boeing 737-800 aircraft at March 31, 2015 there were 51 aircraft which were financed through operating lease arrangements, 11 aircraft were financed from Ryanair's own resources on an unsecured basis and the remaining 12 aircraft have no outstanding debt remaining. Ryanair has generally been able to generate sufficient funds from operations to meet its non-aircraft acquisition-related working capital requirements. Management believes that the working capital available to the Company is sufficient for its present requirements and will be sufficient to meet its anticipated requirements for capital expenditures and other cash requirements for the 2016 fiscal year.

The Company's net cash outflows for capital expenditures in fiscal 2013 were €310.7 million. Of the new 15 Boeing 737-800 aircraft which Ryanair took delivery of between April 1, 2012 and March 31, 2013, four were financed through sale-and-leaseback financing and the remainder through Ex-Im Bank guaranteed-financing.

The following table sets forth the dates on which and the number of aircraft that will be delivered to the Company pursuant to the 2013 and 2014 Boeing Contracts:

Fiscal Year End	Mar 31, 2015	Mar 31, 2016	Mar 31, 2017	Mar 31, 2018	Mar 31, 2019	Mar 31, 2020	Mar 31, 2021	Mar 31, 2022	Mar 31, 2023	Mar 31, 2024	Total
Opening Fleet	297	308	340	368	402	420	451	468	489	509	297
Deliveries under 2013 Boeing Contract	11	41	52	50	29	-	-	-	-	-	183
Firm deliveries under 2014 Boeing Contract	-	-	-	-	-	31	17	21	20	11	100
Option Aircraft under 2014 Boeing Contract	-	-	-	-	-	8	25	28	25	14	100
Planned returns or disposals	-	(9)	(24)	(16)	(11)	(8)	(25)	(28)	(25)	(14)	(160)
Closing Fleet	308	340	368	402	420	451	468	489	509	520	520

*Capital Resources.* Ryanair's long-term debt (including current maturities) totaled €4,431.6 million at March 31, 2015 and €3,083.6 million at March 31, 2014, with the change being primarily attributable to Ryanair's issuance of €850.0 million in 1.875% unsecured eurobonds with a 7 year tenor in June 2014 and issuance of €850.0 million in 1.125% unsecured eurobonds with an 8 year tenor in March 2015 under its Euro Medium Term Note (EMTN) program. Please see the table "Obligations Due by Period" below for more information on Ryanair's long-term debt (including current maturities) and finance leases as of March 31, 2015. See also Note 11 to the consolidated financial statements included in Item 18 for further information on the maturity profile of the interest rate structure and other information on the Company's borrowings.

At March 31, 2015, the majority of the aircraft in Ryanair's fleet had been financed through loan facilities with various financial institutions active in the structured export finance sector and supported by a loan guarantee from Ex-Im Bank. Each of these facilities takes essentially the same form and is based on the documentation developed by Ryanair and Ex-Im Bank, which follows standard market forms for this type of financing. In November 2010, Ryanair financed seven aircraft through a U.S. dollar-denominated Ex-Im Bank Capital Markets Product ("Eximbond"). The Eximbond has essentially the same characteristics as all previous Ex-Im Bank guaranteed financings with no additional obligations on Ryanair. On the basis of an Ex-Im Bank guarantee with regard to the financing of up to 85% of the eligible U.S. and foreign content represented in the net purchase price of the relevant aircraft, the financial institution investor enters into a commitment letter with the Company to provide financing for a specified number of aircraft benefiting from such guarantee; loans are then drawn down as the aircraft are delivered and payments to Boeing become due. Each of the loans under the facilities are on substantially similar terms, having a maturity of 12 years from the drawdown date and being secured by a first priority mortgage in favor of a security trustee on behalf of Ex-Im Bank.

Through the use of interest rate swaps or cross currency interest rate swaps, Ryanair has effectively converted a portion of its floating-rate debt under its financing facilities into fixed-rate debt. Approximately 32% of the loans for the aircraft acquired under the above facilities are not covered by such swaps and have therefore remained at floating rates linked to EURIBOR, with the interest rate exposure from these loans largely hedged by placing a similar amount of cash on deposit at floating interest rates. The net result is that Ryanair has effectively swapped or drawn down fixed-rate euro-denominated debt with maturities of between seven and twelve years in respect of approximately 68% of its outstanding debt financing at March 31, 2015 and of this total approximately 23% of this debt has been partially swapped, with the relevant swaps covering the first seven years of the twelve-year amortizing period.

The table below illustrates the effect of swap transactions (each of which is with an established international financial counterparty) on the profile of Ryanair's total outstanding debt at March 31, 2015. See "Item 11. Quantitative and Qualitative Disclosures About Market Risk—Interest Rate Exposure and Hedging" for additional details on the Company's hedging transactions.

**At March 31, 2015**

	<b>EUR Fixed</b>	<b>EUR Floating</b>
	<b>(in millions of euro)</b>	
Borrowing profile before swap transactions .....	2,552.6	1,878.9
Interest rate swaps – Debt swapped from floating to fixed.....	1,002.9	(1,002.9)
Borrowing profile after swap transactions .....	<u>3,555.5</u>	<u>876.0</u>

The weighted-average interest rate on the cumulative borrowings under these facilities of €4,431.6 million at March 31, 2015 was 2.01%. Ryanair's ability to obtain additional loans pursuant to each of the facilities to finance the price of future Boeing 737-800 and Boeing 737-MAX-200 aircraft purchases is subject to the issuance of further bank commitments and the satisfaction of various contractual conditions. These conditions include, among other things, the execution of satisfactory documentation, the requirement that Ryanair perform all of its obligations under the Boeing agreements and provide satisfactory security interests in the aircraft (and related assets) in favor of the lenders and Ex-Im Bank, and that Ryanair not suffer a material adverse change in its conditions or prospects (financial or otherwise). In addition, as a result of the Company obtaining a BBB+ (stable) credit rating from Standard & Poor's and Fitch Ratings and following Ryanair's issuance of €850.0 million in 1.875% unsecured Eurobonds with a 7 year tenor in June 2014 and issuance of €850.0 million in 1.125% unsecured Eurobonds with an 8 year tenor in March 2015 under its EMTN program, the Company may decide in the future to issue additional debt from capital markets to finance future aircraft deliveries. As part of its Ex-Im Bank guarantee-based financing of the Boeing 737-800s, Ryanair has entered into certain lease agreements and related arrangements. Pursuant to these arrangements, legal title to the 210 aircraft delivered and remaining in the fleet as of March 31, 2015 rests with a number of United States special purpose vehicles (the "SPVs"). The SPVs are the borrowers of record under the loans made or to be made under the facilities, with all of their obligations under the loans being guaranteed by Ryanair Holdings.

These Aircraft are financed using a standard Ex-Im Bank "orphan" ownership structure. The shares of the SPVs (which are owned by an unrelated charitable association and not by Ryanair) are in turn pledged to a security trustee in favor of Ex-Im Bank and the lenders. Ryanair operates each of the aircraft pursuant to a finance lease it has entered into with the SPVs, the terms of which mirror those of the relevant loans under the facilities. Ryanair has the right to purchase the aircraft upon termination of the lease for a nominal amount. Pursuant to this arrangement, Ryanair is considered to own the aircraft for accounting purposes under IFRS. Ryanair does not use special purpose entities for off-balance sheet financing or any other purpose which results in assets or liabilities not being reflected in Ryanair's consolidated financial statements. In addition to its purchase option under the finance lease, Ryanair is entitled to receive the balance of any proceeds received in respect of the aircraft that remain after Ex-Im Bank and the lenders are paid what they are owed under the loan guarantees.

Ryanair has a track record in securing finance for similar sized aircraft purchases. The 1998, 2002, 2003 and 2005 Boeing Contracts totaling 348 aircraft were financed with approximately 66% US Ex-Im Bank loan guarantees and capital markets (with 85% loan to value) financing, 24% through sale and operating leaseback financing, and 10% through Japanese operating leases with call options ("JOLCOs"). See "Item 5. Operating and Financial Review and Prospects—Liquidity and Capital Resources."

Under the new Aviation Sector Understanding which came into effect from January 1, 2013, the fees payable to Ex-Im Bank for the provision of loan guarantees have significantly increased, thereby making it more expensive than more traditional forms of financing. As a result, Ryanair intends to finance the New Aircraft obtained under the 2013 and 2014 Boeing Contracts through a combination of internally generated cash flows, debt financing from commercial banks, debt financing through the capital markets in a secured and unsecured manner, commercial debt through JOLCOs and sale and operating leasebacks. These forms of financing are generally accepted in the aviation industry and are currently widely available for companies who have the credit quality of Ryanair. Ryanair may periodically use Ex-Im Bank loan guarantees when appropriate. Ryanair intends to finance pre-delivery payments ("Aircraft Deposits") to Boeing in respect of the New Aircraft via internally generated cash flows similar to all previous Aircraft Deposit payments.

At March 31, 2015, Ryanair had 51 operating lease aircraft in the fleet. As a result, Ryanair operates, but does not own, these aircraft, which were leased to provide flexibility for the aircraft delivery program. Ryanair has no right or obligation to acquire these aircraft at the end of the relevant lease terms. 18 leases are denominated in euro and require Ryanair to make fixed rental payments over the term of the lease. The remaining 33 operating leases are U.S. dollar-denominated and require Ryanair to make fixed rental payments. The Company has an option to extend the initial period of seven years on 31 of the 51 remaining operating lease aircraft as at March 31, 2015 on pre-determined terms. In addition to the above, the Company financed 30 of the Boeing 737-800 aircraft delivered between March 2005 and March 2014 with 13-year euro-denominated JOLCOs. These structures are accounted for as finance leases and are initially recorded at fair value on the Company's balance sheet. Under each of these contracts, Ryanair has a call option to purchase the aircraft at a pre-determined price after a period of 10.5 years, which it may exercise. Ryanair exercised this option for four of these aircraft in fiscal year 2015. Six aircraft have been financed through euro-denominated 12-year amortizing commercial debt transactions.

Since, under each of the Company's operating leases, the Company has a commitment to maintain the relevant aircraft, an accounting provision is made during the lease term for this obligation based on estimated future costs of major airframe, engine maintenance checks and restitution of major life limited parts by making appropriate charges to the income statement calculated by reference to the number of hours or cycles operated during the year. Under IFRS, the accounting treatment for these costs with respect to leased aircraft differs from that for aircraft owned by the Company, for which such costs are capitalized and amortized.

Ryanair currently has a corporate rating of BBB+ (stable) from both Standard & Poor's and Fitch Ratings and a €3 billion EMTN program. Ryanair issued €850.0 million in unsecured eurobonds with a 7 year tenor at a coupon of 1.875% in June 2014 and €850.0 million in unsecured eurobonds an 8 year tenor at a coupon of 1.125% in March 2015 under this program that are guaranteed by Ryanair Holdings. The Company used the proceeds from these issuances for general corporate purposes.

*Contractual Obligations.* The table below sets forth the contractual obligations and commercial commitments of the Company with definitive payment terms, which will require significant cash outlays in the future, as of March 31, 2015. These obligations primarily relate to Ryanair's aircraft purchase and related financing obligations, which are described in more detail above, and do not reflect the eurobond issuances in June 2014 and March 2015. For additional information on the Company's contractual obligations and commercial commitments, see Note 23 to the consolidated financial statements included in Item 18.

The amounts listed under "Finance Lease Obligations" reflect the Company's obligations under its JOLCOs. See "Item 5. Operating and Financial Review and Prospects—Liquidity and Capital Resources."

The amounts listed under "Purchase Obligations" in the table reflect obligations for aircraft purchases and are calculated by multiplying the number of aircraft the Company is obligated to purchase under its current agreements with Boeing during the relevant period by the Basic Price for each aircraft pursuant to the relevant contract, with the dollar-denominated Basic Price being converted into euro at an exchange rate of \$1.0759 = €1.00 (based on the European Central Bank Rate on March 31, 2015). The relevant amounts therefore exclude the effect of the price concessions granted to Ryanair by Boeing and CFM, as well as any application of the Escalation Factor described below. As a result, Ryanair's actual expenditures for aircraft during the relevant periods will be lower than the amounts listed under "Purchase Obligations" in the table.

With respect to purchase obligations under the terms of the 2013 Boeing Contract and 2014 Boeing Contract, the Company was required to pay Boeing 1.0% of the Basic Price of each of the 283 firm-order Boeing 737 aircraft at the time the contracts were signed (such deposit being fully refundable if the Company had not received the shareholder approval at the extraordinary general meetings on June 18, 2013 and November 28, 2014), and will be required to make periodic advance payments of the purchase price for each aircraft it has agreed to purchase during the course of the two-year period preceding the delivery of each aircraft. As a result of these required advance payments, the Company will have paid up to 30% of the Basic Price of each aircraft prior to its delivery (including the addition of an estimated "Escalation Factor" but before deduction of any credit memoranda and other concessions); the balance of the net price is due at the time of delivery. Similar terms applied under the 2005 Boeing contract, with the first payment due when the contract was signed in February 2005.



The amounts listed under “Operating Lease Obligations” reflect the Company’s obligations under its aircraft operating lease arrangements.

### Obligations Due by Period

Contractual Obligations	Total	Less than 1	1-2 years	2-5 years	After 5 years
		year	(in millions of euro)		
Long-term Debt (a).....	3,823.3	349.8	343.3	878.0	2,252.2
Finance Lease Obligations .....	608.3	49.8	113.4	280.9	164.2
Purchase Obligations (b) .....	22,074.7	2,991.1	3,793.5	8,716.6	6,573.5
Operating Lease Obligations .....	432.8	139.9	95.1	177.6	20.2
Future Interest Payments (c).....	387.8	85.0	71.7	147.3	83.8
Total Contractual Obligations .....	<u>€27,326.9</u>	<u>€3,615.6</u>	<u>€4,417.0</u>	<u>€10,200.4</u>	<u>€9,093.9</u>

- (a) For additional information on Ryanair’s long-term debt obligations, see Note 11 and Note 23 to the consolidated financial statements included in Item 18.
- (b) These are noted at a non-discounted “list” price.
- (c) In determining an appropriate methodology to estimate future interest payments we have applied either the applicable fixed rate or currently applicable variable rate where appropriate. These interest rates are subject to change and amounts actually due may be higher or lower than noted in the table above.

### OFF-BALANCE SHEET TRANSACTIONS

Ryanair uses certain off-balance sheet arrangements in the ordinary course of business, including financial guarantees and operating lease commitments. Details of each of these arrangements that have or are reasonably likely to have a current or future material effect on the Company’s financial condition, results of operations, liquidity or capital resources are discussed below.

*Operating Lease Commitments.* The Company has entered into a number of sale-and-leaseback transactions in connection with the financing of a number of aircraft in its fleet. See “—Liquidity and Capital Resources—Capital Resources” above for additional information on these transactions.

*Guarantees.* Ryanair Holdings has provided an aggregate of €7,665.2 million in letters of guarantee to secure obligations of certain of its subsidiaries in respect of loans, capital market transactions and bank advances, including those relating to aircraft financing and related hedging transactions. This amount excludes guarantees given in relation to the 2013 Boeing Contract which total approximately \$14.4 billion at list prices and which became effective following Ryanair Holdings shareholder approval at an extraordinary general meeting on June 18, 2013 and guarantees given in relation to the 2014 Boeing contract which total approximately \$20.5 billion at list prices and which became effective following Ryanair Holdings shareholder approval at an extraordinary general meeting on November 28, 2014.

### TREND INFORMATION

For information concerning the principal trends and uncertainties affecting the Company’s results of operations and financial condition, see “Item 3. Key Information—Risk Factors,” “Item 5. Operating and Financial Review and Prospects—Business Overview,” “—Results of Operations,” “—Liquidity and Capital Resources” and “Item 4. Information on the Company—Strategy—Responding to Current Challenges” above.

### INFLATION

Inflation did not have a significant effect on the Company’s results of operations and financial condition during the three fiscal years ended March 31, 2015.

## Item 6. Directors, Senior Management and Employees

Ryanair Holdings was established in 1996 as a holding company for Ryanair. The management of Ryanair Holdings and Ryanair are integrated, with the two companies having the same directors and executive officers.

### DIRECTORS

The following table sets forth certain information concerning the directors of Ryanair Holdings and Ryanair as of July 24, 2015:

Name	Age	Positions
David Bonderman (a)(b) .....	72	Chairman and Director
Michael Cawley .....	61	Director
Michael Horgan (d) .....	78	Director
Charles McCreevy (c) .....	65	Director
Declan McKeon (c) .....	63	Director
Kyran McLaughlin (a)(b) .....	71	Director
Dick Milliken (c) .....	64	Director
Michael O’Leary (a)(b)(f) .....	54	Director and CEO
Julie O’Neill (e) .....	60	Director
James Osborne (a)(e) .....	66	Director
Louise Phelan (e) .....	48	Director

(a) Member of the Executive Committee.

(b) Member of the Nomination Committee.

(c) Member of the Audit Committee.

(d) Member of the Safety Committee.

(e) Member of the Remuneration Committee.

(f) Mr. O’Leary is the chief executive officer of both Ryanair Holdings and Ryanair. None of the other directors are executive officers of Ryanair Holdings or Ryanair.

**David Bonderman (Chairman).** David Bonderman has served as a director since August 1996 and has served as the chairman of the Board of Directors since December 1996. Mr. Bonderman also serves on the Boards of the following public companies: Caesars Entertainment Corporation, CoStar Group, Inc., and Kite Pharma, Inc. In addition, he serves on the Boards of The Wilderness Society, the Grand Canyon Trust, and the American Himalayan Foundation. He is a U.S. citizen.

**Michael Cawley (Director).** Michael Cawley has served as a director since August 2014. Mr. Cawley previously worked with Ryanair for 17 years and contributed enormously to Ryanair’s growth and success until he retired in March 2014. He served as Ryanair’s Deputy CEO and Chief Operating Officer. Mr. Cawley’s other non-executive directorships include Paddy Power plc, Kingspan Group plc and he is also Chairman of Failte Ireland, the Irish tourism authority. He is an Irish citizen.

**Michael Horgan (Director).** Michael Horgan has served as a director since January 2001. A former Chief Pilot of Aer Lingus, he has acted as a consultant to a number of international airlines, civil aviation authorities, the European Commission and the European Bank for Reconstruction and Development. Mr. Horgan is the Chairman of the Company’s Safety Committee. He is an Irish citizen.

**Charles McCreevy (Director).** Charles McCreevy has served as a director since May 2010. Mr. McCreevy has previously served as EU Commissioner for Internal Markets and Services (2004-2010) and has held positions in several Irish Government Ministerial Offices, including Minister for Finance (1997-2004), Minister for Tourism & Trade (1993-1994) and Minister for Social Welfare (1992-1993). He is an Irish citizen.

**Declan McKeon (Director).** Declan McKeon has served as a director since May 2010. Mr. McKeon is a former audit partner of PricewaterhouseCoopers. He is currently a director, chairman of the audit committee, a member of the nominations committee and senior independent director of Icon plc. He is an Irish citizen.

**Kyran McLaughlin (Director).** Kyran McLaughlin has served as a director since January 2001, and is also Deputy Chairman and Head of Capital Markets at Davy Stockbrokers. Mr. McLaughlin advised Ryanair during its initial flotation on the Dublin and NASDAQ stock markets in 1997. Mr. McLaughlin also serves as a director of a number of other Irish private companies. He is an Irish citizen.

**R.A. (Dick) Milliken (Director).** Dick Milliken has served as a director since July 2013. Mr. Milliken is a former CFO of the Almac Group and former CEO of Lamont plc. A qualified Chartered Accountant, Mr. Milliken serves as a director of Bank of Ireland Mortgage Bank, NI Science Park Foundation and a number of private companies. Mr. Milliken is a graduate of Queens University Belfast, a Fellow of the Institute of Chartered Accountants in Ireland and former Council member. He is a British citizen.

**Michael O’Leary (Executive Director).** Michael O’Leary has served as a director of Ryanair Ltd. since 1988 and as CEO since 1994. Mr. O’Leary is a director of Ryanair Holdings since July 1996. He is an Irish citizen.

**Julie O’Neill (Director).** Julie O’Neill has served as a director since December 2012. Ms. O’Neill served as Secretary General of the Department of Transport, Ireland from 2002 to 2009 and, in a career that spanned 37 years in the Irish public service, worked in strategic policy development and implementation in eight Government Departments. She chairs the Sustainable Energy Authority of Ireland and the Audit Committee of Trinity College Dublin. She is a director of Permanent TSB plc. She is a former board member of the Irish Museum of Modern Art. She is an Irish citizen.

**James Osborne (Director).** James Osborne has served as a director of Ryanair Holdings since August 1996, and has been a director of Ryanair Ltd. since April 1995. Mr. Osborne is a former managing partner of A & L Goodbody Solicitors. He is also a former Chairman of Independent News and Media plc and a director of James Hardie Industries plc. He also serves as a director of a number of Irish private companies. He is an Irish citizen.

**Louise Phelan (Director).** Louise Phelan has served as a director since December 2012. Ms. Phelan is Vice President for PayPal Global Operations Europe Middle East and Africa (EMEA), and leads over 2,700 people in Dublin, Dundalk and Berlin. Ms. Phelan was the 2014 President of the American Chamber of Commerce in Ireland. She is InBusiness magazine’s Businesswoman of the Year and Great Place to Work’s ‘Most Trusted Leader’ 2014. Ms. Phelan is a prominent member of the Dublin Chamber of Commerce Ireland, CCMA Ireland and the Women’s Executive Network (WXN). She is an Irish citizen.

The Board of Directors has established a number of committees, including the following:

*Executive Committee.* The Board of Directors established the Executive Committee in August 1996. The Executive Committee can exercise the powers exercisable by the full Board of Directors in circumstances in which action by the Board of Directors is required but it is impracticable to convene a meeting of the full Board of Directors. Messrs. Bonderman, McLaughlin, O’Leary and Osborne are the members of the Executive Committee.

*Remuneration Committee.* The Board of Directors established the Remuneration Committee in September 1996. This committee has authority to determine the remuneration of senior executives of the Company and to administer the stock option plans described below. Senior Management remuneration is comprised of a fixed basic pay and performance related bonuses which are awarded based on a combination of budget and non-budget performance criteria. The Board of Directors as a whole determines the remuneration and bonuses of the chief executive officer, who is the only executive director. Mr. Osborne, Ms. O’Neill and Ms. Phelan are the members of the Remuneration Committee.

*Audit Committee.* The Board of Directors established the Audit Committee in September 1996 to make recommendations concerning the engagement of independent external auditors; to review with the auditors the plans for and scope of each annual audit, the audit procedures to be utilized and the results of the audit; to approve the professional services provided by the auditors; to review the independence of the auditors; and to review the adequacy and effectiveness of the Company's internal accounting controls. Messrs. McKeon, McCreevy and Milliken are the members of the Audit Committee. In accordance with the recommendations of the Irish Combined Code of Corporate Governance (the "Combined Code"), a senior independent non-executive director, Mr. McKeon, is the chairman of the Audit Committee. All members of the Audit Committee are independent for purposes of the listing rules of the NASDAQ and the U.S. federal securities laws.

*Nomination Committee.* The Board of Directors established the Nomination Committee in May 1999 to make recommendations and proposals to the full Board of Directors concerning the selection of individuals to serve as executive and non-executive directors. The Board of Directors as a whole then makes appropriate determinations regarding such matters after considering such recommendations and proposals. Messrs. Bonderman, McLaughlin and O'Leary are the members of the Nomination Committee.

*Safety Committee.* The Board of Directors established the Safety Committee in March 1997 to review and discuss air safety and related issues. The Safety Committee reports to the full Board of Directors each quarter. The Safety Committee is composed of Mr. Horgan and Mr. Sorahan, Chief Financial Officer and Accountable Manager for Safety (who both act as co-chairman), as well as the following executive officers of Ryanair: Messrs. Hickey, Wilson, the Chief Pilot, Captain Ray Conway and the Director of Safety and Security, Ms. Carol Sharkey. A number of other managers are invited to attend, as required, from time to time.

### **Powers of, and Action by, the Board of Directors**

The Board of Directors is empowered by the Articles to carry on the business of Ryanair Holdings, subject to the Articles, provisions of general law and the right of stockholders to give directions to the directors by way of ordinary resolutions. Every director who is present at a meeting of the Board of Directors of Ryanair Holdings has one vote. In the case of a tie on a vote, the chairman of the Board of Directors has a second or tie-breaking vote. A director may designate an alternate director to attend any Board of Directors meeting, and such alternate director shall have all the rights of a director at such meeting.

The quorum for a meeting of the Board of Directors, unless another number is fixed by the directors, consists of three directors, a majority of whom must be EU nationals. The Articles require the vote of a majority of the directors (or alternates) present at a duly convened meeting for the approval of any action by the Board of Directors.

### **Composition and Term of Office**

The Articles provide that the Board of Directors shall consist of no fewer than three and no more than 15 directors, unless otherwise determined by the stockholders. There is no maximum age for a director and no director is required to own any shares of Ryanair Holdings.

Directors are elected (or have their appointments confirmed) at the annual general meetings of stockholders. In addition, Howard Millar, who was Ryanair's Deputy Chief Executive up to December 31, 2014, and Chief Financial Officer up to September 30, 2014, will also offer himself for appointment to the Board of Directors at the next Annual General Meeting, which is scheduled to be held on September 24, 2015.

## Exemptions from NASDAQ Corporate Governance Rules

The Company relies on certain exemptions from the NASDAQ corporate governance rules. These exemptions, and the practices the Company adheres to, are as follows:

- The Company is exempt from NASDAQ's quorum requirements applicable to meetings of shareholders, which require a minimum quorum of 33% for any meeting of the holders of common stock, which in the Company's case are its Ordinary Shares. In keeping with Irish generally accepted business practice, the Articles provide for a quorum for general meetings of shareholders of three shareholders, regardless of the level of their aggregate share ownership.
- The Company is exempt from NASDAQ's requirement with respect to audit committee approval of related-party transactions, as well as its requirement that shareholders approve certain stock or asset purchases when a director, officer or substantial shareholder has an interest. The Company is subject to extensive provisions under the Listing Rules of the Irish Stock Exchange (the "Irish Listing Rules") governing transactions with related parties, as defined therein, and the Irish Companies Act also restricts the extent to which Irish companies may enter into related-party transactions. In addition, the Articles contain provisions regarding disclosure of interests by the directors and restrictions on their votes in circumstances involving conflicts of interest. The concept of a related party for purposes of NASDAQ's audit committee and shareholder approval rules differs in certain respects from the definition of a transaction with a related party under the Irish Listing Rules.
- NASDAQ requires shareholder approval for certain transactions involving the sale or issuance by a listed company of common stock other than in a public offering. Under the NASDAQ rules, whether shareholder approval is required for such transactions depends, among other things, on the number of shares to be issued or sold in connection with a transaction, while the Irish Listing Rules require shareholder approval when the size of a transaction exceeds a certain percentage of the size of the listed company undertaking the transaction.
- NASDAQ requires that each issuer solicit proxies and provide proxy statements for all meetings of shareholders and provide copies of such proxy solicitation to NASDAQ. The Company is exempt from this requirement as the solicitation of holders of ADSs is not required under the Irish Listing Rules or the Irish Companies Acts. Details of our annual general meetings and other shareholder meetings, together with the requirements for admission, voting or the appointment of a proxy are available on the website of the Company in accordance with the Irish Companies Acts and the Company's Articles of Association. ADS holders may provide instructions to The Bank of New York, as depositary, as to the voting of the underlying Ordinary Shares represented by such ADSs. Alternatively, ADS holders may convert their holding to Ordinary Shares, subject to compliance with the nationality ownership rules, in order to be eligible to attend our annual general meetings or other shareholder meetings.
- NASDAQ requires that all members of a listed company's Nominating Committee be independent directors, unless the Company, as a foreign private issuer, provides an attestation of non-conforming practice based upon home country practice and then discloses such non-conforming practice annually in its Form 20-F. As permitted by the UK Corporate Governance Code, Michael O'Leary, the Company's Chief Executive Officer, serves as a member of the Company's Nominating Committee.

The Company also follows certain other practices under the UK Corporate Governance Code in lieu of those set forth in the NASDAQ corporate governance rules, as expressly permitted thereby. Most significantly:

Independence. NASDAQ requires that a majority of an issuer's Board of Directors be "independent" under the standards set forth in the NASDAQ rules and that directors deemed independent be identified in the Company's annual report on Form 20-F. The Board of Directors has determined that each of the Company's ten non-executive directors is "independent" under the standards set forth in the UK Corporate Governance Code (the "Code"). Under the Code, there is no bright-line test establishing set criteria for independence, as there is under NASDAQ Rule 5605(a)(12). Instead, the Board of Directors determines whether the director is "independent in character and judgment," and whether there are relationships or circumstances which are likely to affect, or could appear to affect, the director's judgment. Under the Code, the Board of Directors may determine that a director is independent notwithstanding the existence of relationships or circumstances which may appear relevant to its determination, but it should state its reasons if it makes such a determination. The Code specifies that relationships or circumstances that may be relevant include whether the director: (i) has been an employee of the relevant company or group within the last five years; (ii) has had within the last three years a direct or indirect material business relationship with such company; (iii) has received payments from such company, subject to certain exceptions; (iv) has close family ties with any of the company's advisers, directors or senior employees; (v) holds cross-directorships or other significant links with other directors; (vi) represents a significant shareholder; or (vii) has served on the Board of Directors for more than nine years. In determining that each of the ten non-executive directors is independent under the Code standard, the Ryanair Holdings Board of Directors identified such relevant factors with respect to non-executive directors Messrs. Bonderman, McLaughlin, Osborne, Horgan, Cawley and Ms. Phelan. The Board has considered Kyran McLaughlin's independence given his role as Deputy Chairman and Head of Capital Markets at Davy Stockbrokers. Davy Stockbrokers are one of Ryanair's corporate brokers and provide corporate advisory services to Ryanair from time to time. The Board has considered the fees paid to Davy Stockbrokers for these services and believe that they are immaterial to both Ryanair and Davy Stockbrokers given the size of each organization's business operations and financial results. Having considered this relationship, the Board has concluded that Kyran McLaughlin continues to be an independent non-executive director within the spirit and meaning of the Code Rules. The Board has also considered the independence of David Bonderman given his shareholding in Ryanair Holdings plc. As at March 31, 2015, David Bonderman had a beneficial shareholding in the Company of 7,680,671 ordinary shares, equivalent to 0.56% of the issued share capital. Having considered this shareholding in light of the number of issued shares in Ryanair Holdings plc and the financial interest of the director, the Board has concluded that the interest is not so material as to breach the spirit of the independence rule contained in the Code. The Board has also considered the independence of Louise Phelan given her role as Vice President Global Operations at Paypal. Paypal is one of Ryanair's payment service providers. The Board has considered the services provided by Paypal and have concluded that Louise Phelan is an independent non-executive director within the spirit and meaning of the Code Rules. The Board has considered Michael Cawley's independence given that he served as Deputy Chief Executive Officer and Chief Operating Officer of Ryanair from 2003 to March 2014 and before that as Ryanair's Chief Financial Officer and Commercial Director from 1997. The Board has considered Michael's employment and has concluded that Michael Cawley is an independent non-executive director within the spirit and meaning of the Code Rules. The Board has further considered the independence of Messrs. David Bonderman, James Osborne, Kyran McLaughlin and Michael Horgan as they have each served more than nine years on the Board. The Board considers that each of these directors is independent in character and judgment as they either have other significant commercial and professional commitments and/or brings his own level of senior experience gained in their fields of international business and professional practice. When arriving at this decision, the Board has taken into account the comments made by the Financial Reporting Council in their report dated December 2009 on their review of the impact and effectiveness of the Code, in particular their comment that independence is not the primary consideration when assessing the composition of the Board, and that the over-riding consideration should be that the Board is fit for purpose. For these reasons, and also because each director's independence is considered annually by the Board, the Board considers it appropriate that these directors have not been offered for annual re-election as is recommended by the Code. The NASDAQ independence criteria specifically state that an individual may not be considered independent if, within the last three years, such individual or a member of his or her immediate family has had certain specified relationships with the company, its parent, any consolidated subsidiary, its internal or external auditors, or any company that has significant business relationships with the company, its parent or any consolidated subsidiary. Neither ownership of a significant amount of stock nor length of service on the board is a *per se* bar to independence under the NASDAQ rules.

## EXECUTIVE OFFICERS

The following table sets forth certain information concerning the executive officers of Ryanair Holdings and Ryanair at July 24, 2015:

Name	Age	Position
Michael Hickey .....	52	Chief Operations Officer
John Hurley .....	40	Chief Technology Officer
Kenny Jacobs .....	41	Chief Marketing Officer
Juliusz Komorek .....	37	Chief Legal & Regulatory Officer; Company Secretary
David O'Brien.....	51	Chief Commercial Officer
Michael O'Leary .....	54	Chief Executive Officer
Neil Sorahan.....	43	Chief Financial Officer
Edward Wilson.....	51	Chief People Officer

**Michael Hickey (Chief Operations Officer).** Michael was appointed as Chief Operations Officer in January 2014 having held the position of Director of Engineering since January 2000. Michael who has an MSC in Air Safety Management from City University in London is a licensed aircraft engineer and holds an EASA private pilot's license. He has held a wide range of senior positions within the Engineering Department since he joined Ryanair in 1988 and was Deputy Director of Engineering between 1992 and January 2000. Prior to joining Ryanair, Michael worked as an aircraft engineer with Fields Aircraft Services and McAlpine Aviation, working primarily on executive aircraft.

**John Hurley (Chief Technology Officer).** John Hurley was appointed Chief Technology Officer in September 2014. He joined Ryanair from Houghton Mifflin Harcourt, where he was Vice-President of Engineering and Product Operations, Director of Platform Development and Software Development Program Manager. He was previously Production Manager at both Intuition Publishing Ltd and Education Multimedia Group and has 16 years of experience in the IT industry.

**Kenny Jacobs (Chief Marketing Officer).** Kenny Jacobs was appointed Chief Marketing Officer in January 2014. He is responsible for sales, marketing and customer service at Ryanair. Previously Kenny was CMO for Moneysupermarket plc. which has a set of digital brands saving consumers money on insurance, finance, energy and travel. Kenny has spent most of his career in retail with Tesco PLC as marketing director in Tesco Ireland and brand director for Tesco UK. Prior to that he worked for German retailer Metro Group GmbH in various roles in marketing and IT in Europe and Asia.

**Juliusz Komorek (Chief Legal and Regulatory Officer; Company Secretary).** Juliusz Komorek was appointed Chief Legal and Regulatory Officer; Company Secretary in June 2015, having served as Company Secretary and Director of Legal and Regulatory Affairs since May 2009, and Deputy Director of Legal and Regulatory Affairs since 2007. Prior to joining the Company in 2004, Juliusz had gained relevant experience in the European Commission's Directorate General for Competition and in the Polish Embassy to the EU in Brussels, as well as in the private sector in Poland and the Netherlands. Juliusz is a lawyer, holding degrees from the universities of Warsaw and Amsterdam.

**David O'Brien (Chief Commercial Officer).** David O'Brien was appointed Chief Commercial Officer in January 2014 having previously served as Ryanair's Director of Flight and Ground Operations from December 2002. A graduate of the Irish Military College, David followed a military career with positions in the airport sector and agribusiness in the Middle East, Russia and Asia.

**Michael O'Leary (Chief Executive Officer).** Michael O'Leary has served as a director of Ryanair since 1988 and a director of Ryanair Holdings since July 1996. Mr. O'Leary was appointed chief executive officer of Ryanair in 1994.

**Neil Sorahan (Chief Financial Officer).** Neil Sorahan was appointed Chief Financial Officer in October 2014, having previously served as Ryanair's Finance Director since June 2006. Prior to that he was Group Treasurer since January 2003. Before joining Ryanair, Mr. Sorahan held various finance and treasury roles at CRH plc, the international building materials group.

**Edward Wilson (Chief People Officer).** Edward Wilson was appointed Chief People Officer in December 2002, prior to which he served as Head of Personnel since joining Ryanair in December 1997. Prior to joining Ryanair he served as Human Resources Manager for Gateway 2000 and held a number of other human resources-related positions in the Irish financial services sector.

## **COMPENSATION OF DIRECTORS AND EXECUTIVE OFFICERS**

### **Compensation**

The aggregate amount of compensation paid by Ryanair Holdings and its subsidiaries to the ten sitting non-executive directors and eight executive officers named above in the 2015 fiscal year was €7.4 million. For details of Mr. O'Leary's compensation in such fiscal year, see "—Employment and Bonus Agreement with Mr. O'Leary" below

Each of Ryanair Holdings' ten non-executive directors is entitled to receive €35,000 plus expenses per annum, as remuneration for their services to Ryanair Holdings. The Chairman of the Board receives a fee of €100,000 per annum. Prior to the 2014 fiscal year, Mr. Bonderman had waived his entitlement to receive remuneration. The additional remuneration paid to Committee members for service on that committee is €15,000 per annum. Mr. Horgan receives €40,000 per annum in connection with his additional duties in relation to the Safety Committee.

For further details of stock options that have been granted to the Company's employees, including the executive officers, see "Item 10. Additional Information—Options to Purchase Securities from Registrant or Subsidiaries," as well as Note 15 to the consolidated financial statements included herein.

### **Employment and Bonus Agreement with Mr. O'Leary**

In October 2014, Michael O'Leary (Chief Executive Officer) signed a new five year contract which commits him to the Company until September 2019. This new contract replaces a rolling 12 month arrangement under which Mr. O'Leary has worked as Chief Executive of the airline since Ryanair Holdings Plc first floated in 1997. Pursuant to the agreement, Mr. O'Leary serves as Chief Executive Officer at a current annual gross salary of €985,091, subject to any increases that may be agreed between the Company and Mr. O'Leary. Mr. O'Leary is also eligible for annual bonuses as determined by the Board of Directors of the Company, which are subject to the achievement of both budget and personal performance criteria; the amount of such bonuses paid to Mr. O'Leary in the 2015 fiscal year totaled €855,000. Mr. O'Leary is subject to a covenant not to compete with the Company within the EU for a period of two years after the termination of his employment with the Company. Mr. O'Leary's employment agreement does not contain provisions providing for compensation on its termination.



## STAFF AND LABOR RELATIONS

The following table sets forth the details of Ryanair's team at each of March 31, 2015, 2014 and 2013:

Classification	Number of Staff at March 31,		
	2015	2014	2013
Management .....	110	105	99
Administrative .....	334	290	282
Maintenance .....	143	139	139
Ground Operations .....	286	220	229
Pilots.....	2,804	2,665	2,625
Flight Attendants .....	5,716	5,573*	5,763
Total .....	9,393	8,992	9,137

\* Decrease on prior year due to lower aircraft in operation in March 2014 and cabin crew staff being furloughed.

Ryanair's pilots, flight attendants and maintenance and ground operations personnel undergo training, both initial and recurrent. A substantial portion of the initial training for Ryanair's flight attendants is devoted to safety procedures, and cabin crew are required to undergo annual evacuation and fire drill training during their tenure with the airline. Ryanair also provides salary increases to its engineers who complete advanced training in certain fields of aircraft maintenance. Ryanair utilizes its own Boeing 737-800 aircraft simulators for pilot training.

IAA regulations require pilots to be licensed as commercial pilots with specific ratings for each aircraft to be flown. In addition, IAA regulations require all commercial pilots to be medically certified as physically fit. At March 31, 2015, the average age of Ryanair's pilots was 35 years and their average period of employment with Ryanair was over 5 years. Licenses and medical certification are subject to periodic re-evaluation and require recurrent training and recent flying experience in order to be maintained. Maintenance engineers must be licensed and qualified for specific aircraft types. Flight attendants must undergo initial and periodic competency training. Training programs are subject to approval and monitoring by the IAA. In addition, the appointment of senior management personnel directly involved in the supervision of flight operations, training, maintenance and aircraft inspection must be satisfactory to the IAA. Based on its experience in managing the airline's growth to date, management believes that there is a sufficient pool of qualified and licensed pilots, engineers and mechanics within the EU to satisfy Ryanair's anticipated future needs in the areas of flight operations, maintenance and quality control and that Ryanair will not face significant difficulty in hiring and continuing to employ the required personnel. Ryanair has also been able to satisfy its needs for additional pilots through the use of contract agencies. These contract pilots are included in the table above. In addition, Ryanair has also been able to satisfy its needs for additional flight attendants through the use of contract agencies. These contract flight attendants are included in the table above.

Ryanair has a licensed approved organization in The Netherlands to operate pilot training courses using Ryanair's syllabus, in order to grant Boeing 737 type-ratings. Each trainee pilot must pay for his or her own training and, based on his or her performance, he or she may be offered a position operating on Ryanair aircraft. This program enables Ryanair to secure a continuous stream of type-rated co-pilots.

Ryanair's crews earn productivity-based incentive payments, including a sales bonus for onboard sales for flight attendants and payments based on the number of hours or sectors flown by pilots and flight attendants (within limits set by industry standards or regulations fixing maximum working hours). During the 2015 fiscal year, such productivity-based incentive payments accounted for approximately 38% of an average flight attendant's total earnings and approximately 32% of the typical pilot's compensation. Pilots at all of Ryanair's 72 bases are covered by four, five or six year collective agreements on pay, allowances and rosters which fall due for negotiation at various dates between 2016 and 2021. Cabin crew at all Ryanair bases are also party to long term collective agreements on pay, allowances and rosters which expire in March 2017. In March 2014, Ryanair agreed to increase the pay of pilots and cabin crew in accordance with the terms of individual base collective agreements. Ryanair's pilots are currently subject to IAA-approved limits of 100 flight-hours per 28-day cycle and 900 flight-hours per fiscal year. For the 2015 fiscal year, the average flight-hours for Ryanair's pilots amounted to approximately 72 hours per month and approximately 863 hours for the complete year, an approximately 6% increase on the previous

fiscal year. If more stringent regulations on flight hours were to be adopted, Ryanair's flight personnel could experience a reduction in their total pay due to lower compensation for the number of hours or sectors flown and Ryanair could be required to hire additional flight personnel.

Ryanair considers its relations with its employees to be good. Ryanair currently negotiates with groups of employees, including its pilots, through "Employee Representation Committees" ("ERCs") regarding pay, work practices and conditions of employment, including conducting formal negotiations with these internal collective bargaining units. Ryanair's senior management meets regularly with the different ERCs to consult and discuss all aspects of the business and those issues that specifically relate to each relevant employee group and where necessary to negotiate with these collective bargaining units. Following negotiations through this ERC system, pilots and cabin crew at all Ryanair bases are covered by long term collective agreements which provide certainty on cost, pay and conditions.

Ryanair Holdings' shareholders have approved a number of share option plans for employees and directors. Ryanair Holdings has also issued share options to certain of its senior managers. For details of all outstanding share options, see "Item 10. Additional Information—Options to Purchase Securities from Registrant or Subsidiaries."

### **Item 7. Major Shareholders and Related Party Transactions**

As of June 30, 2015, there were 1,360,556,815 Ordinary Shares outstanding. As of that date, 112,316,349 ADRs, representing 561,581,745 Ordinary Shares, were held of record in the United States by 58 holders, and represented in the aggregate 41.3% of the number of Ordinary Shares then outstanding. See "Item 10. Additional Information—Articles of Association" and "—Limitations on Share Ownership by Non-EU Nationals."

### **MAJOR SHAREHOLDERS**

Based on information available to Ryanair Holdings, the following table summarizes the holdings of those shareholders holding 3% or more of the Ordinary Shares as of June 30, 2015, June 30, 2014 and June 30, 2013, the latest practicable date prior to the Company's publication of its statutory annual report in each of the relevant years.

	<b>As of June 30, 2015</b>		<b>As of June 30, 2014</b>		<b>As of June 30, 2013</b>	
	<b>No. of Shares</b>	<b>% of Class</b>	<b>No. of Shares</b>	<b>% of Class</b>	<b>No. of Shares</b>	<b>% of Class</b>
Capital Research and Management Company. ....	189,452,050	13.9%	230,832,565	16.7%	190,022,595	13.4%
HSBC Holdings PLC .....	79,131,376	5.8%	85,009,314	6.1%	90,645,967	6.4%
Baillie Gifford .....	84,944,353	6.2%	79,001,583	5.7%	71,863,457	5.0%
BlackRock Inc .....	—	-	70,993,234	5.1%	68,532,811	4.8%
Fidelity Management and Research .....	68,232,108	5.0%	—	-	—	-
Michael O'Leary .....	51,381,256	3.8%	51,381,256	3.7%	51,081,256	3.6%
Manning and Napier .....	—	-	—	-	48,194,525	3.4%

As of June 30, 2015, the directors and executive officers of Ryanair Holdings as a group owned 60,279,771 Ordinary Shares, representing 4.4% of Ryanair Holdings' outstanding Ordinary Shares as of such date. See also Note 19(d) to the consolidated financial statements included herein. Each of our shareholders has identical voting rights with respect to its Ordinary Shares.

As of March 31, 2015, there were 1,377,661,859 Ordinary Shares outstanding.

Based on information available to Ryanair Holdings plc, the following table summarizes shareholdings in excess of 3% or more of the Ordinary Shares as of March 31, 2015, March 31 2014 and March 31, 2013.

	As of March 31, 2015		As of March 31, 2014		As of March 31, 2013	
	No. of Shares	% of Class	No. of Shares	% of Class	No. of Shares	% of Class
Capital Research and Management Company. ....	212,605,935	15.4%	230,917,315	16.7%	191,997,595	13.3%
HSBC Holdings PLC .....	85,975,817	6.2%	81,509,308	5.9%	92,980,598	6.4%
Baillie Gifford .....	83,045,080	6.0%	77,578,902	5.6%	70,323,718	4.9%
BlackRock Inc .....	—	-	75,178,344	5.4%	66,399,232	4.6%
Manning and Napier .....	—	-	—	-	59,095,500	4.1%
Fidelity Management and Research .....	57,401,554	4.2%	—	-	—	-
Michael O’Leary .....	51,381,256	3.7%	51,081,256	3.7%	51,081,256	3.5%
Standard Life .....	43,215,170	3.1%	44,213,767	3.2%	—	-

## RELATED PARTY TRANSACTIONS

The Company has not entered into any “related party transactions” (except for remuneration paid by Ryanair to members of senior management and the board of directors as disclosed in Note 27 to the consolidated financial statements) as defined in Item 7.B. of Form 20-F in the three fiscal years ending March 31, 2015 or in the period from March 31, 2015 to the date hereof.

## Item 8. Financial Information

## CONSOLIDATED FINANCIAL STATEMENTS

Please refer to “Item 18. Financial Statements.”

## OTHER FINANCIAL INFORMATION

### Legal Proceedings

The Company is engaged in litigation arising in the ordinary course of its business. Although no assurance can be given as to the outcome of any current or pending litigation, management does not believe that any such litigation will, individually or in the aggregate, have a material adverse effect on the results of operations or financial condition of the Company, except as described below.

*EU State Aid-Related Proceedings.* On December 11, 2002, the European Commission announced the launch of an investigation into the 2001 agreement among Ryanair, the Brussels (Charleroi) airport and the government of the Walloon Region of Belgium, the owner of the airport, which enabled the Company to launch new routes and base up to four aircraft at Brussels (Charleroi). The European Commission’s investigation was based on an anonymous complaint alleging that Ryanair’s arrangements with Brussels (Charleroi) constituted illegal state aid.

The European Commission issued its decision on February 12, 2004. As regards to the majority of the arrangements between Ryanair, the airport and the region, the European Commission found that although they constituted state aid, they were nevertheless compatible with the EC Treaty provisions and therefore did not require repayment. However, the European Commission also found that certain other arrangements did constitute illegal state aid and therefore ordered Ryanair to repay the amount of the benefit received in connection with those arrangements. On April 20, 2004, the Walloon Region wrote to Ryanair requesting repayment of such state aid, although it acknowledged that Ryanair could offset against the amount of such state aid certain costs incurred in relation to the establishment of the base, in accordance with the European Commission’s decision. Ryanair made the requested repayment.

On May 25, 2004, Ryanair appealed the decision of the European Commission to the Court of First Instance (“CFI”), requesting the court to annul the decision because:

- the European Commission infringed Article 253 of the EC Treaty by failing to provide adequate reasons for its decision; and
- the European Commission misapplied Article 87 of the EC Treaty by failing to properly apply the Market Economy Investor Principle (MEIP), which generally holds that an investment made by a public entity that would have been made on the same basis by a private entity does not constitute state aid.

In March 2008, Ryanair had its hearing before the CFI, and in December 2008, the CFI annulled the European Commission’s decision. Ryanair was repaid the €4.0 million that the Commission had claimed was illegal state aid. The Belgian government has also withdrawn a separate €2.3 million action against Ryanair arising from the European Commission’s decision.

In January 2010, the European Commission concluded that the financial arrangements between Bratislava airport in Slovakia and Ryanair do not constitute state aid within the meaning of EU rules, because these arrangements were in line with market terms. In July 2012, the European Commission similarly concluded that the financial arrangements between Tampere airport in Finland and Ryanair do not constitute state aid. In February 2014, the European Commission found that the financial arrangements between Aarhus, Berlin (Schönefeld) and Marseille airports, and Ryanair, do not constitute state aid. In July 2014, the European Commission announced a ‘no state aid’ decision in respect of Dusseldorf (Weeze) airport. In October 2014, the European Commission concluded that Ryanair’s agreements with the Brussels (Charleroi), Frankfurt (Hahn), Alghero and Stockholm (Västerås) airports did not constitute State aid. In July and October 2014, the European Commission announced findings of state aid to Ryanair in its arrangements with Pau, Nîmes, Angoulême, Altenburg and Zweibrücken airports, ordering Ryanair to repay a total of approximately €10.4 million of alleged aid. Ryanair has appealed the Angoulême and Pau decisions to the EU General court, and is currently preparing appeals against the remaining ‘aid’ decisions. These appeal proceedings are expected to take between two and four years.

Ryanair is facing similar legal challenges with respect to agreements with certain other airports, notably Lübeck, Klagfurt, Paris (Beauvais), La Rochelle, Carcassonne, Cagliari, Girona and Reus. These investigations are ongoing and Ryanair currently expects that they will conclude in mid to late 2015, with any European Commission decisions appealable to the EU General Court.

State aid complaints by Lufthansa about Ryanair’s cost base at Frankfurt (Hahn) have been rejected by German courts, as have similar complaints by Air Berlin in relation to Ryanair’s arrangement with Lübeck airport, but following a German Supreme Court ruling on a procedural issue in early 2011, these cases will be re-heard by lower courts. In addition, Ryanair has been involved in legal challenges including allegations of state aid at Alghero, Marseille and Berlin Schönefeld airports. The Alghero case (initiated by Air One) was dismissed in its entirety in April 2011. The Marseille case was withdrawn by the plaintiffs (subsidiaries of Air France) in May 2011. The Berlin Schönefeld, initiated by Germania, case was discontinued following the European Commission’s finding in February 2014 that Ryanair’s arrangement with the airport contained no state aid.

In September 2005, the European Commission announced new guidelines on the financing of airports and the provision of start-up aid to airlines departing from regional airports, based on the European Commission’s finding in the Brussels (Charleroi) case, which Ryanair successfully appealed. The guidelines applied only to publicly owned regional airports, and placed restrictions on the incentives these airports could offer airlines to deliver traffic. Ryanair deals with airports, both public and private, on an equal basis and receives the same cost agreements from both. The guidelines have therefore had no impact on Ryanair’s business, although they have caused significant uncertainty in the industry in relation to what public airports may or may not do in order to attract traffic.

Ryanair argued that the positive decision by the CFI in the Brussels (Charleroi) case in December 2008 required the European Commission to rethink its policy in this area. The revised guidelines, published by the European Commission in April 2014, provide more certainty in the industry as to how public airports may deal with airlines in offering incentives for traffic growth. However, adverse rulings in the above or similar cases could be used as precedents by competitors to challenge Ryanair's agreements with other publicly-owned airports and could cause Ryanair to strongly reconsider its growth strategy in relation to public or state-owned airports across Europe. This could in turn lead to a scaling back of Ryanair's growth strategy due to the smaller number of privately owned airports available for development. No assurance can be given as to the outcome of these proceedings, nor as to whether any unfavorable outcomes may, individually or in the aggregate, have a material adverse effect on the results of operations or financial condition of the Company.

In November 2007, Ryanair initiated proceedings in the CFI against the European Commission for its failure to take action on a number of state aid complaints Ryanair had submitted against Air France, Lufthansa, Alitalia, Volare and Olympic Airways. Following the European Commission's subsequent findings that illegal state aid had been provided to Air France and Olympic Airways, Ryanair withdrew the two relevant proceedings. The case related to Lufthansa concluded with the EU General Court's ruling in May 2011, in which the Court found that while the European Commission has not failed to act, it has unreasonably delayed the launch of the investigation, which justified Ryanair's action for failure to act. Consequently, the Court ordered the European Commission to pay 50% of Ryanair's costs in the proceedings. Similarly, in October 2011, the General Court found that the European Commission has failed to act on Ryanair's 2005-2006 complaints against state aid to Alitalia. The European Commission appealed the ruling to the Court of Justice of the European Union, and on May 16, 2013, the European Commission's appeal was rejected.

In November 2008, Ryanair initiated proceedings in the CFI contesting the European Commission's refusal to grant Ryanair access to documents relating to the European Commission's state aid investigations at Hamburg (Lübeck), Tampere, Berlin (Schönefeld), Alghero, Pau, Aarhus, Bratislava and Frankfurt (Hahn) airports. These cases were heard on July 7, 2010 and a judgment was issued in December 2010. The CFI found that the European Commission had acted in line with applicable legislation, which highlighted the unfairness inherent in state aid procedures in the EU, whereby alleged beneficiaries of aid have no right of access to the European Commission's files and therefore cannot properly exercise their rights to defense and good administration. The CFI ordered the European Commission to pay Ryanair's costs in three of the eight access to documents cases.

As a result of rising airport charges and the introduction of an Air Travel Tax, in March 2009, of €10 on passengers departing from Irish airports on routes longer than 300 kilometers from Dublin Airport (€2 on shorter routes), Ryanair reduced its fleet at Dublin airport to 13 during winter 2010 (down from 22 in summer 2008 and 20 in winter 2008). Ryanair also complained to the European Commission about the unlawful differentiation in the level of the Irish Air Travel tax between routes within the EU. From April 2011, a single rate (€3) of the Air Travel Tax was introduced on all routes (and subsequently eliminated entirely in April 2014). In July 2012 the European Commission found that Ryanair, Aer Lingus and Aer Arann had received state aid from the Irish government by way of a two-tier air travel tax levied on passengers departing from Irish airports. Ryanair appealed this decision and on February 5, 2015 the EU General Court partially annulled the EU Commission's 2012 decision and held that the actual quantum of aid depended on the extent of pass-through of the "tax reduction" to passengers. In April 2015 the European Commission has appealed the EU General Court's decision to the Court of Justice of the EU. Also in July 2012, Ryanair issued proceedings before the Irish courts seeking repayment of the entire amount of the air travel tax paid by Ryanair during the period (€87.8 million) where it was two-tier on the basis of its illegality. In April 2013 the Irish government issued proceedings against Ryanair seeking recovery of €12 million of alleged state aid attributable to Ryanair, arising from the 2012 European Commission decision. Following the General Court's partial annulment of that decision, Ryanair applied to have the Government's claim struck out. In light of the European Commission's appeal of the General Court's judgment, the risk remains that Ryanair will, at some point, be ordered by the Irish courts to pay the €12 million amount to the Irish government.

*Matters Related to Investment in Aer Lingus.* During the 2007 fiscal year, the Company acquired 25.2% of Aer Lingus. The Company increased its interest to 29.3% during the 2008 fiscal year, and to 29.8% during the 2009 fiscal year at a total aggregate cost of €407.2 million. Following the acquisition of its initial stake and upon the approval of the Company's shareholders, management proposed to effect a tender offer to acquire the entire share capital of Aer Lingus. This 2006 offer was, however, prohibited by the European Commission on competition grounds. Ryanair filed an appeal with the CFI, which was heard in July 2009. On July 6, 2010 the Court upheld the European Commission's decision. (see also: "Item 5. Operating and Financial Review and Prospects—Business Overview").

The then EU Commissioner for Competition, Neelie Kroes, said on June 27, 2007 that, "*Since Ryanair is not in a position to exert de jure or de facto control over Aer Lingus, the European Commission is not in a position to require Ryanair to divest its minority shareholding, which is, by the way, not a controlling stake.*" In October 2007, the European Commission also reached a formal decision that it would not force Ryanair to sell its shares in Aer Lingus. However, Aer Lingus appealed this decision before the CFI. In January 2008, the CFI heard an application by Aer Lingus for interim measures limiting Ryanair's voting rights, pending a decision of the CFI on Aer Lingus' appeal of the European Commission's decision not to force Ryanair to sell the Aer Lingus shares. In March 2008, the court dismissed Aer Lingus' application for interim measures. Aer Lingus' main appeal was heard in July 2009. On July 6, 2010, the court rejected Aer Lingus' appeal and confirmed that Ryanair cannot be forced to dispose of its 29.8% stake in Aer Lingus. Aer Lingus chose not to appeal this judgment to the Court of Justice of the EU. EU legislation may change in the future to require such a forced disposal. If eventually forced to dispose of its stake in Aer Lingus, Ryanair could suffer significant losses due to the negative impact on market prices of the forced sale of such a significant portion of Aer Lingus' shares.

On December 1, 2008, Ryanair made a second offer to acquire all of the ordinary shares of Aer Lingus it did not own at a price of €1.40 per ordinary share. Ryanair offered to keep Aer Lingus as a separate company, maintain the Aer Lingus brand, and retain its Heathrow slots and connectivity. Ryanair also proposed to double Aer Lingus' short-haul fleet from 33 to 66 aircraft and to create 1,000 associated new jobs over a five-year period. If the offer had been accepted, the Irish government would have received over €180 million in cash. The employee share ownership trust and employees who owned 18% of Aer Lingus would have received over €137 million in cash. The Company met Aer Lingus management, representatives of the employee share ownership trust and other parties. The offer of €1.40 per Aer Lingus share represented a premium of approximately 25% over the closing price of €1.12 on November 28, 2008. Ryanair also advised the market that it would not proceed to seek EU approval for the new bid unless the shareholders agreed to sell their stakes in Aer Lingus to Ryanair. However, as the Company was unable to secure the shareholders' support it decided, on January 28, 2009, to withdraw its second offer for Aer Lingus.

The OFT wrote to Ryanair in September 2010, advising that it intended to investigate Ryanair's minority stake in Aer Lingus. Ryanair objected on the basis that the OFT's investigation was time-barred. Ryanair contended that the OFT had missed the opportunity to investigate Ryanair's minority stake within four months from the European Commission's June 2007 decision to prohibit Ryanair's takeover of Aer Lingus. The OFT agreed in October 2010 to suspend its investigation pending the outcome of Ryanair's appeal against the OFT's decision that its investigation is not time barred. On July 28, 2011, the Competition Appeal Tribunal ruled that the OFT was not time barred when it attempted in September 2010 to open an investigation into Ryanair's 2006 acquisition of a minority non-controlling stake in Aer Lingus. Ryanair subsequently appealed the Competition Appeal Tribunal's decision. On November 24, 2011, the UK Court of Appeal ordered a stay of the OFT's investigation into Ryanair's minority stake in Aer Lingus pending the outcome of the appeal. On May 22, 2012, the UK Court of Appeal found that the OFT was not time barred to investigate Ryanair's minority stake in Aer Lingus in September 2010. Ryanair subsequently sought permission to appeal this ruling to the UK Supreme Court but permission was refused. On June 15, 2012, the OFT referred the investigation of Ryanair's minority stake in Aer Lingus to the UK Competition Commission.

On June 19, 2012, Ryanair announced its third all cash offer to acquire all of the ordinary shares of Aer Lingus it did not own at a price of €1.30 per ordinary share and immediately commenced pre-notification discussions with the European Commission for the purpose of preparing a merger filing. Pending the outcome of the European Commission's review of Ryanair's bid, on the basis of the duty of "sincere cooperation" between the EU and the Member States, and under the EU Merger Regulation, the Competition Commission's investigation of Ryanair's minority stake in Aer Lingus should not proceed. Nevertheless, Aer Lingus argued that the investigation should proceed and that Ryanair's offer was in breach of certain provisions of the UK Enterprise Act 2002.

On July 10, 2012, the Competition Commission ruled that Ryanair's bid was not in breach of the UK Enterprise Act, but nevertheless decided that its investigation of the minority stake could proceed in parallel with the European Commission's investigation of Ryanair's offer for Aer Lingus. In July 2012, Ryanair appealed the latter part of the Competition Commission's ruling to the UK Competition Appeal Tribunal ("CAT"), and the Competition Commission's investigation was suspended pending the appeal process. On August 8, 2012, the CAT rejected Ryanair's appeal and found that the Competition Commission's investigation could proceed in parallel with the European Commission's investigation, but that the Competition Commission must avoid taking any final decision which could conflict with the European Commission's ultimate conclusion on Ryanair's bid. In August 2012, Ryanair appealed the CAT judgment to the UK Court of Appeal. In December 2012, the Court of Appeal rejected Ryanair's appeal and subsequently the Competition Commission's investigation has restarted. On December 13, 2012, Ryanair applied to the UK Supreme Court for permission to appeal the judgment of the Court of Appeal. The Supreme Court refused permission to appeal on April 25, 2013.

On February 27, 2013 the European Commission prohibited Ryanair's bid to acquire the entire share capital of Aer Lingus on the claimed basis that it would be incompatible with the EU internal market. Ryanair appealed this decision to the EU General Court on May 8, 2013. The judgment of the EU General Court is expected in 2016 and may affirm or annul the decision of the European Commission.

The timing of Ryanair's 2012 offer for Aer Lingus was influenced by; (i) the continued consolidation of European airlines, and more recently the International Airlines Group (the parent company of British Airways) takeover of British Midland International, where the No.1 airline at Heathrow was allowed to acquire the No. 2; (ii) the additional capacity available at Dublin airport following the opening of Terminal 2 and the decline in traffic from 23.3 million passengers per annum in 2007 to 18.7 million in 2011, resulting in Dublin airport operating at approximately 50% capacity; (iii) the change in the Irish government policy since 2006 in that the Irish government indicated that it had decided to sell its stake in Aer Lingus; (iv) the fact that under the terms of the bailout agreement provided by the European Commission, European Central bank and International Monetary Fund to Ireland, the Irish government committed to sell its stake in Aer Lingus; (v) the fact that the ESOT (Employee Share Ownership Trust), which at the time of the unsuccessful 2006 offer controlled 15% of Aer Lingus, had been disbanded since December 2010 and the shares distributed to the individual members, with the result that Ryanair's new offer was, in Ryanair's view, capable of reaching over 50% acceptance either with or without government acceptance; and (vi) the fact that Etihad, an Abu Dhabi based airline, had acquired a 3% stake in Aer Lingus and had expressed an interest in buying the Irish government's 25% stake in Aer Lingus (the offer now provides Etihad or any other potential bidder the opportunity to purchase the government's stake).

Ryanair offered to keep Aer Lingus as a separate company, maintain the Aer Lingus brand, and to grow its traffic from 9.5 million to over 14.5 million passengers over a five year period post acquisition, by growing Aer Lingus' short haul traffic at some of Europe's major airports where Aer Lingus currently operates and Ryanair does not. Ryanair also intended to increase Aer Lingus' transatlantic traffic from Ireland, which has fallen in recent years, by investing in operations. If the offer had been accepted, the Irish government would have received €173 million in cash. The offer of €1.30 per share represented a premium of approximately 38% over the closing price of €0.94 for Aer Lingus shares as of June 19, 2012. The offer was conditional on competition approval by the European Commission.

Following the European Commission's decision to prohibit its offer for Aer Lingus, Ryanair actively engaged with the Competition Commission's investigation of the minority stake. On August 28, 2013, the UK Competition Commission issued its final decision in which it stated that Ryanair's shareholding "*gave it the ability to exercise material influence over Aer Lingus*" and "*had led or may be expected to lead to a substantial lessening of competition in the markets for air passenger services between Great Britain and Ireland.*" As a result of its findings, the Competition Commission ordered Ryanair to reduce its shareholding in Aer Lingus to no more than 5 per cent of Aer Lingus' issued ordinary shares. Ryanair appealed the Competition Commission's final decision to the CAT on September 23, 2013. The CAT rejected Ryanair's appeal on March 7, 2014. On April 23, 2014, the CAT granted Ryanair permission to appeal the CAT's judgment to the Court of Appeal. The UK Court of Appeal rejected Ryanair's appeal on February 12, 2015. On March 12, 2015, Ryanair applied to the UK Supreme Court for permission to appeal the judgment of the UK Court of Appeal. On July 14, 2015, the Supreme Court refused permission, bringing the appeal process against the Competition Commission's final decision to conclusion.

On February 12, 2015, Ryanair applied to the Competition and Markets Authority ("CMA") (formerly the Competition Commission) for a review of its August 28, 2013 decision on the basis that the proposed offer by the International Airlines Group (IAG) for Aer Lingus, announced in December 2014, amounted to a material change of circumstances which necessitated such review and the setting aside of the divestment order. On June 11, 2015 the CMA adopted a decision rejecting Ryanair's contention that the IAG's proposed bid amounted to a material change of circumstances and imposing its divestment order. Ryanair appealed that decision and the imposition of the divestment order to the CAT. On July 15, 2015 the CAT dismissed Ryanair's appeal. Ryanair has submitted an application for permission to appeal this ruling to the UK Court of Appeal.

On June 19, 2015 the IAG issued a formal offer for Aer Lingus Group plc. The offer, which was recommended by the Board of Aer Lingus Group plc, consists of cash consideration of €2.50 per ordinary share plus a €0.05 ordinary dividend (already paid in May 2015). The offer is subject to the acceptance of the offer by key shareholders, namely the Irish government and Ryanair, and regulatory approval from the European competition authorities.

On July 10, 2015, the Board of Ryanair Holdings confirmed that it voted unanimously to accept the IAG offer for Ryanair's 29.8% shareholding in Aer Lingus Group plc, subject to the offer receiving merger clearance from the European Commission (which was subsequently granted on July 14, 2015).

*Legal Actions Against Monopoly Airports.* Ryanair has been involved in a number of legal and regulatory actions against the Dublin and London (Stansted) airports in relation to what Ryanair considers to be ongoing abuses of their dominant positions in the Dublin and London (Stansted) markets. Management believes that both of these airports have been engaging in "regulatory gaming" in order to achieve inflated airport charges under the regulatory processes in the U.K. and Ireland. By inflating its so-called "regulated asset base" (essentially the value of its airport facilities), a regulated airport can achieve higher returns on its assets through inflated airport charges. With respect to London (Stansted), the OFT, following complaints from Ryanair and other airlines, has recognized that the regulatory process is flawed and provides perverse incentives to regulated airports to spend excessively on infrastructure in order to inflate their airport charges. The OFT referred the case to the Competition Commission which released its preliminary findings in April 2008. It found that the common ownership by BAA of the three main airports in London affects competition and that the "light touch" regulation by the Civil Aviation Authority was having an adverse impact on competition. In March 2009, the Competition Commission published its final report on the BAA and ordered the breakup of the BAA, (which involved the sale of London (Gatwick) and London (Stansted) and either Glasgow or Edinburgh Airport in Scotland). In October 2009, London (Gatwick) was sold to Global Infrastructure Partners for £1.5 billion. In May 2009, BAA appealed the Competition Commission's decision on the bases of apparent bias and lack of proportionality. Ryanair secured the right to intervene in this appeal in support of the Competition Commission. The case was heard in October 2009 and in February 2010 the Competition Appeal Tribunal quashed the Competition Commission's ruling on the basis of the "apparent bias" claim. This decision was successfully appealed by both the Competition Commission and Ryanair before the Court of Appeal. The appeal was heard in June 2010 and the judgment was issued in October 2010, quashing the Competition Appeal Tribunal ruling and reinstating the Competition Commission March 2009 decision. In February 2011, the Supreme Court refused to grant the BAA permission to appeal the Court of Appeal ruling. The Competition Commission has subsequently reconsidered the appropriateness of the remedies imposed on the BAA in March 2009 in light of the passage of time, and confirmed in its preliminary report in April 2011 that the remedies are still appropriate and the



sale of Stansted and one of either Glasgow or Edinburgh airports should proceed. In July 2011, the Competition Commission confirmed its March 2011 provisional decision on “possible material changes of circumstances.” It found that no material changes of circumstances (that would necessitate a change in the remedies package) had occurred since the March 2009 decision requiring the BAA to sell London (Gatwick), London (Stansted) and one of either Glasgow or Edinburgh airports, and that consequently the BAA should proceed to dispose of London (Stansted) and one of the Scottish airports. The BAA appealed this decision to the Competition Appeal Tribunal, and lost on February 1, 2012. The BAA then brought a further appeal to the Court of Appeal, which they also lost on July 26, 2012. While these appeals were ongoing, the BAA proceeded to sell Edinburgh airport in April 2012. BAA did not appeal the Court of Appeal judgment to the UK Supreme Court, and proceeded to complete the sale of London (Stansted) airport to Manchester Airports Group plc in March 2013.

With respect to Dublin airport, Ryanair appealed the December 2009 decision of the CAR, which set maximum charges at the airport for 2010 through 2014, to the Appeals Panel set up by the Minister for Transport. In June 2010, the Appeals Panel found in favor of Ryanair on the matter of differential pricing between Terminal 1 and Terminal 2, recommending that such differential pricing be imposed by the CAR. The CAR subsequently overruled the decision of the Appeals Panel and allowed the charges increase at Dublin Airport, with no differential pricing between Terminals 1 and 2.

Ryanair has also been trying to prevent both the BAA in London and the DAA in Dublin from engaging in wasteful capital expenditure. In the case of London (Stansted) Airport, the BAA was planning to spend £4 billion on a second runway and terminal, which Ryanair believes should only cost approximately £1 billion. Following the final decision of the Competition Commission forcing BAA to sell London (Stansted) airport, Ryanair believed that it was highly unlikely that BAA’s planned £4 billion plans would proceed. The Liberal/Conservative government in the U.K. had also outlined that it would not approve the building of any more runways in the Southeast of England. Consequently, in May 2010, the BAA announced that it would not pursue its plans to develop a second runway at London (Stansted).

In the case of Dublin, the DAA has built a second terminal, costing over four times its initial estimate. When the DAA first announced plans to build a second terminal (“Terminal 2”) at Dublin Airport, it estimated that the proposed expansion would cost between €170 million and €200 million. Ryanair supported a development of this scale; however, in September 2006, the DAA announced that the construction of Terminal 2 would cost approximately €800 million. Subsequently, the cost of the new infrastructure rose in excess of €1.2 billion. Ryanair opposed expansion at what it believed to be an excessive cost. On August 29, 2007, however the relevant planning authority approved the planning application from the DAA for the building of Terminal 2, and other facilities, all of which went ahead. On May 1, 2010, the airport fees per departing passenger increased by 27% from €13.61 to €17.23, and by a further 12% in 2011 following the opening of Terminal 2 in November 2010 in accordance with the CAR’s decision of December 4, 2009 in relation to airport charges between 2010 and 2014. Ryanair sought a judicial review of the planning approval, however, this appeal was unsuccessful. The increase in charges, in combination with the introduction of the €10 Air Travel Tax (subsequently reduced to €3 in March 2011 and eliminated entirely in April 2014) mentioned above, led to substantially reduced passenger volumes to and from Dublin Airport. See “Item 3. Risk Factors—Risks Related to the Company—Ryanair’s Continued Growth is Dependent on Access to Suitable Airports; Charges for Airport Access are Subject to Increase” and “—The Company Is Subject to Legal Proceedings Alleging State Aid at Certain Airports,” as well as “Item 4. Information on the Company—Airport Operations—Airport Charges.”

*Legal Proceedings Against Internet Ticket Touts.* The Company is involved in a number of legal proceedings against internet ticket touts (screenscraper websites) in Ireland, Germany, the Netherlands, France, Spain, Italy and Switzerland. Screenscraper websites gain unauthorized access to Ryanair's website and booking system, extract flight and pricing information and display it on their own websites for sale to customers at prices which include intermediary fees on top of Ryanair's fares. Ryanair does not allow any such commercial use of its website and objects to the practice of screenscraping also on the basis of certain legal principles, such as database rights, copyright protection, etc. The Company's objective is to prevent any unauthorized use of its website. The Company also believes that the selling of airline tickets by screenscraper websites is inherently anti-consumer as it inflates the cost of air travel. At the same time, Ryanair encourages genuine price comparison websites which allow consumers to compare prices of several airlines and then refer consumers to the airline website in order to perform the booking at the original fare. Ryanair offers licensed access to its flight and pricing information to such websites. Ryanair also permits Travelport, Amadeus and Sabre, GDS operators, to provide access to Ryanair's fares to traditional bricks and mortar travel agencies. The Company has received favorable rulings in Ireland, Germany and The Netherlands, and unfavorable rulings in Spain, France and Italy. However, pending the outcome of these legal proceedings and if Ryanair were to be ultimately unsuccessful in them, the activities of screenscraper websites could lead to a reduction in the number of customers who book directly on Ryanair's website and loss of ancillary revenues which are an important source of profitability through the sale of car hire, hotels and travel insurance etc. Also, some customers may be lost to the Company once they are presented by a screenscraper website with a Ryanair fare inflated by the screenscraper's intermediary fee. See Item 3. Key Information—Risk Factors—Risks Related to the Company—Ryanair Faces Risks Related to Unauthorized Use of Information from the Company's Website."

## **Dividend Policy**

Following shareholder approval at the September 2010 annual general meeting of shareholders, a €500 million special dividend was paid in October 2010. Similarly, following shareholder approval at the September 2012 annual general meeting of shareholders, a dividend of €0.34 per Ordinary Share (approximately €492 million) was paid in November 2012. On June 20, 2013 the Company detailed plans to return up to €1.0 billion to shareholders over the next two years. The Company completed €481.7 million in share buybacks in fiscal year 2014 and paid a special dividend of €520.3 million in fiscal 2015. In February 2015 the Company announced a €400 million ordinary share buy-back program to be completed between February 2015 and the end of August 2015. Approximately €112.0 million of ordinary shares were purchased under this share buy-back program in fiscal 2015. The Company has made no further commitments in relation to the payment of dividends, share buybacks or other shareholder distributions. Any cash dividends or other distributions, if made, are expected to be made in euro, although Ryanair Holdings' Articles provide that dividends may be declared and paid in U.S. dollars. In the case of ADRs, the Depositary will convert all cash dividends and other distributions payable to owners of ADRs into U.S. dollars to the extent that, in its judgment, it can do so on a reasonable basis, and will distribute the resulting U.S. dollar amounts (net of conversion expenses and any applicable fees) to the owners of ADRs. See "Item 12. Description of Securities Other than Equity Securities" for information regarding fees of the Depositary.

## **Share Buy-back Program**

Following shareholder approval at the 2006 annual general meeting of shareholders, a €300 million share buy-back program was formally announced on June 5, 2007. Permission was received at the annual general meeting of the shareholders held on September 20, 2007 to repurchase a maximum of 75.6 million Ordinary Shares representing 5% of the Company's then outstanding share capital. The €300 million share buy-back of approximately 59.5 million Ordinary Shares, representing approximately 3.8% of the Company's pre-existing share capital, was completed in November 2007. In February 2008, the Company announced a second share buy-back program of up to €200 million worth of Ordinary Shares, which was ratified by shareholders at the annual general meeting of the shareholders held on September 18, 2008. 18.1 million Ordinary Shares were repurchased under this program at a cost of approximately €46.0 million. The Company also completed share buy-backs of €125 million in respect of 36.5 million Ordinary Shares in the 2012 fiscal year and 15 million Ordinary Shares at a cost of approximately €68 million in the 2013 fiscal year. In fiscal year 2014, 69.5 million Ordinary Shares (including just over 6.0 million ADRs) were repurchased at a cost of approximately €481.7 million. In February 2015, the Company announced a €400 million ordinary share buy-back program to be completed between February 2015 and

the end of August 2015. In fiscal 2015, approximately €112.0 million of ordinary shares were purchased under this latest share buy-back program. As a result, the total amount spent on the share buy-back programs at July 23, 2015 was approximately €1,326.7 million with respect to the repurchase of 226.6 million Ordinary Shares. All Ordinary Shares (including ADRs which represent five Ordinary Shares) repurchased have been cancelled.

In April 2012, the Company held an extraordinary general meeting to authorize the Directors to repurchase Ordinary Shares and ADRs for up to 5% of the issued share capital of the Company traded on the NASDAQ. Up until April 2012, shareholders had only authorized the Directors to repurchase Ordinary Shares. As the ADRs typically trade at a premium of up to 20% compared to Ordinary Shares, this may result in increased costs in performing share buy-backs in the future. This authority was renewed at the Annual General Meeting held on September 20, 2013.

The Company has made no further commitments in relation to the payment of dividends, share buybacks or other shareholder distributions.

See “Item 9. The Offer and Listing - Trading Markets and Share Prices” below for further information regarding share buy-backs.

### **SIGNIFICANT CHANGES**

From April 1, 2015 to July 23, 2015 the Company bought back 21.3 million shares at a total cost of €246.5 million under its latest €400.0 million share buy-back program. These shares represent approximately 1.6% of the Company’s issued share capital. All ordinary shares repurchased were cancelled.

On June 19, 2015, the IAG issued a formal offer for Aer Lingus Group plc. The offer, which was recommended by the Board of Aer Lingus Group plc, consists of cash consideration of €2.50 per ordinary share plus a €0.05 ordinary dividend (already paid in May 2015). The offer is subject to the acceptance of the offer by key shareholders, namely the Irish government and Ryanair, and regulatory approval from the European competition authorities.

On July 10, 2015, Ryanair confirmed that the Board of Ryanair Holdings voted unanimously to accept the IAG offer for Ryanair’s 29.8% shareholding in Aer Lingus Group plc, subject to that offer receiving merger clearance from the European Commission (which was subsequently granted on July 14, 2015).

## Item 9. *The Offer and Listing*

### TRADING MARKETS AND SHARE PRICES

The primary market for Ryanair Holdings' Ordinary Shares is the Irish Stock Exchange plc (the "Irish Stock Exchange"); Ordinary Shares are also traded on the London Stock Exchange. The Ordinary Shares were first listed for trading on the Official List of the Irish Stock Exchange on June 5, 1997 and were first admitted to the Official List of the London Stock Exchange on July 16, 1998.

ADRs, each representing five Ordinary Shares, are traded on NASDAQ. The Bank of New York Mellon is Ryanair Holdings' depositary for purposes of issuing ADRs evidencing the ADSs. The following tables set forth, for the periods indicated, the reported high and low closing sales prices of the ADRs on NASDAQ and for the Ordinary Shares on the Irish Stock Exchange and the London Stock Exchange, and have been adjusted to reflect the two-for-one split of the Ordinary Shares and ADRs effected on February 26, 2007:

\*All quarterly high and low prices for ADRs and Ordinary Shares in the following tables refer to calendar year quarters and not fiscal year quarters.

	ADRs (in U.S. dollars)	
	High	Low
2009 .....	29.586	20.779
2010 .....	33.090	21.268
2011 .....	31.990	24.200
2012 .....	36.890	27.770
2013		
First Quarter .....	43.23	34.62
Second Quarter .....	51.53	41.36
Third Quarter .....	54.05	44.51
Fourth Quarter .....	51.33	43.51
2014		
First Quarter .....	58.81	46.99
Second Quarter .....	60.11	50.98
Third Quarter .....	58.32	51.22
Fourth Quarter .....	71.27	49.84
2015		
January 31, 2015 .....	67.63	62.63
February 28, 2015 .....	64.80	60.10
March 31, 2015 .....	66.77	62.81
April 30, 2015 .....	67.00	63.92
May 31, 2015 .....	68.00	63.88
June 30, 2015 .....	73.28	66.92
July 24, 2015 .....	73.97	70.72

<b>Ordinary Shares</b> <b>(Irish Stock Exchange)</b>		
	(in euro)	
	High	Low
2009 .....	3.45	2.51
2010 .....	4.19	2.77
2011 .....	3.98	3.13
2012 .....	5.00	3.68
2013		
First Quarter .....	6.16	4.76
Second Quarter .....	7.20	5.70
Third Quarter .....	7.47	6.00
Fourth Quarter .....	6.45	5.33
2014		
First Quarter .....	7.70	6.30
Second Quarter .....	7.75	6.35
Third Quarter .....	7.57	6.58
Fourth Quarter .....	9.83	6.74
2015		
January 31, 2015 .....	10.17	9.06
February 28, 2015 .....	10.19	9.21
March 31, 2015 .....	11.13	9.87
April 30, 2015 .....	11.45	10.47
May 31, 2015 .....	11.83	10.67
June 30, 2015 .....	12.33	11.43
July 24, 2015 .....	12.76	11.78

<b>Ordinary Shares</b> <b>(London Stock Exchange)</b>		
	(in euro)	
	High	Low
2009 .....	3.45	2.50
2010 .....	4.19	2.76
2011 .....	3.97	3.13
2012 .....	5.00	3.68
2013		
First Quarter .....	6.20	4.76
Second Quarter .....	7.18	5.80
Third Quarter .....	7.48	5.84
Fourth Quarter .....	6.45	5.45
2014		
First Quarter .....	7.72	6.31
Second Quarter .....	7.75	6.35
Third Quarter .....	7.57	6.57
Fourth Quarter .....	9.82	6.71
2015		
January 31, 2015 .....	10.15	9.06
February 28, 2015 .....	10.11	9.20
March 31, 2015 .....	11.18	9.94
April 30, 2015 .....	11.41	10.53
May 31, 2015 .....	11.89	10.69
June 30, 2015 .....	12.31	11.43
July 24, 2015 .....	12.69	11.86

Since certain of the Ordinary Shares are held by brokers or other nominees, the number of direct record holders in the United States, which is reported as 55, may not be fully indicative of the number of direct beneficial owners in the United States, or of where the direct beneficial owners of such shares are resident.

In order to increase the percentage of its share capital held by EU nationals, beginning June 26, 2001, Ryanair Holdings instructed the Depositary to suspend the issuance of new ADRs in exchange for the deposit of Ordinary Shares until further notice. Therefore, holders of Ordinary Shares cannot currently convert their Ordinary Shares into ADRs. The Depositary will however convert existing ADRs into Ordinary Shares at the request of the holders of such ADRs. The Company in 2002 implemented additional measures to restrict the ability of non-EU nationals to purchase Ordinary Shares. As a result, non-EU nationals are currently effectively barred from purchasing Ordinary Shares. See “Item 10. Additional Information—Limitations on Share Ownership by Non-EU Nationals” for additional information.

The Company, at its annual general meeting of the Shareholders, has, in recent years, passed a special resolution permitting the Company to engage in Ordinary Share buy-back programs subject to certain limits noted below. Since June 2007 (when the Company engaged in its first Ordinary Share buy-back program) the Company has repurchased the following Ordinary Shares:

<b>Year ended March 31,</b>	<b>No. of shares (‘m)</b>	<b>Approx. cost (€’m)</b>
2008 .....	59.5	300.0
2009 .....	18.1	46.0
2010 .....	-	-
2011 .....	-	-
2012 .....	36.5	124.6
2013 .....	15.0	67.5
2014 .....	69.5	481.7
2015 .....	10.9	112.0
Period through June 30, 2015 .....	17.1	194.9
<b>Total.....</b>	<b>226.6</b>	<b>1,326.7</b>

All Ordinary Shares repurchased have been cancelled.

The maximum price at which the Company may repurchase Ordinary Shares, in accordance with the listing rules of the Irish Stock Exchange and of the Financial Services Authority, is the higher of 5% above the average market value of the Company’s Ordinary Shares for the five business days prior to the day of the repurchase and the price stipulated by Article 5(1) of Commission Regulation (EC) of December 22, 2003 (No. 2273/2003) (which is the higher of the last independent trade and the highest current independent bid on the Irish Stock Exchange). The minimum price at which the Company may repurchase Ordinary Shares is their nominal value, currently 0.635 euro cent per share.

At an extraordinary general meeting of Shareholders held on April 19, 2012, the Company obtained a new repurchase authority which enables the Company to repurchase the Company’s ADRs which are traded on NASDAQ. The maximum price at which Ordinary Shares which underlie the Company’s ADRs can be repurchased is 5% above one-fifth of the average market value of the Company’s ADRs as quoted on NASDAQ, for the five business days prior to the date of purchase (as one ADS represents five Ordinary Shares). Any ADRs purchased will be converted to Ordinary Shares by the Company’s brokers for subsequent repurchase and cancellation by the Company.

As of June 30, 2015, the total number of options over Ordinary Shares outstanding under all of the Company’s share option plans was 17.7 million, representing 1.3% of the Company’s issued share capital at that date.

## **Item 10. Additional Information**

### **DESCRIPTION OF CAPITAL STOCK**

Ryanair Holdings' capital stock consists of Ordinary Shares, each having a par value of 0.635 euro cent. As of March 31, 2015, a total of 1,377,661,859 Ordinary Shares were outstanding. On February 26, 2007, Ryanair effected a 2-for-1 share split as a result of which each of its then existing Ordinary Shares, par value 1.27 euro cent, was split into two new Ordinary Shares, par value 0.635 euro cent. Each Ordinary Share entitles the holder thereof to one vote in respect of any matter voted upon by Ryanair Holdings' shareholders.

### **OPTIONS TO PURCHASE SECURITIES FROM REGISTRANT OR SUBSIDIARIES**

Ryanair Holdings' shareholders approved a stock option plan (referred to herein as "Option Plan 2000"), under which all employees and directors are eligible to receive options. Grants of options were permitted to take place at the close of any of the ten years beginning with fiscal year 2000 only if the Company's net profit after tax for such fiscal year had exceeded its net profit after tax for the prior fiscal year by at least 25%, or if an increase of 1.0% in net profit after tax for the relevant year would have resulted in such requirement being met.

Ryanair Holdings' shareholders approved a stock option plan (referred to herein as "Option Plan 2003") established in accordance with a then tax-favorable share option scheme available under Irish law, so that employees would not be subject to income tax on the exercise of options (subject to certain conditions). Option Plan 2003 was approved by the Revenue Commissioners on July 4, 2003 for the purposes of Chapter 4, Part 17, of the Irish Taxes Consolidation Act, 1997 and Schedule 12C of that Act. Following the publication of the Irish National Recovery Plan: 2011-2014 (the "NRP") on November 24, 2010, Revenue approved share option plans, such as Option Plan 2003, no longer qualified for favorable tax treatment from that date. All employees and full-time directors were eligible to participate in the plan, under which grants of options could be made at the close of any of the ten years beginning with fiscal year 2002 only if the Company's net profit after tax for such fiscal year had exceeded its net profit after tax for the prior fiscal year by at least 25%, or if an increase of 1.0% in net profit after tax for the relevant year would have resulted in such requirement being met.

Under Option Plan 2000, 20 senior managers (including five of the current executive officers) were granted 10,500,000 share options, in the aggregate, at a strike price of €3.21 in July 2005. Not all of the vesting conditions were met, and as a result only 80% of the options granted that satisfied the conditions were exercisable between August 1, 2011 and August 31, 2013. The Company recognized a credit of €2.5 million in relation to the options that did not vest in June 2011. Also, under Option Plan 2000, each of the non-executive directors were granted 25,000 share options, at a strike price of €4.96, during the 2008 fiscal year. These options were exercisable between June 2012 and June 2014. In addition, 39 senior managers (including five of the current executive officers) were granted 10,000,000 share options, in the aggregate, under Option Plan 2000, at a strike price of €2.56, on September 18, 2008. These options are exercisable between September 18, 2013 and September 17, 2015, but only for managers who continued to be employed by the Company through September 18, 2013.

During fiscal year 2014, Ryanair Holdings' shareholders approved a stock option plan at the Company's annual general meeting on September 20, 2013 (referred to herein as "Option Plan 2013"), under which all employees and directors are eligible to receive options. Grants of options were permitted to take place at the close of any of the ten years beginning with fiscal year 2014. All options will be subject to a five year performance period beginning with the year in which a grant occurs. The Remuneration Committee has discretion to determine the financial performance targets that must be met with respect to the financial year. Those targets will relate directly to the achievement of certain year-on-year growth targets in the Company's profit after tax figures for each of the financial years of the performance period and/or certain share price targets. The Option Plan 2013 will replace two stock options plans previously approved by shareholders (Option Plan 2000 and Option Plan 2003) for all future grants, as both of these plans have expired, although any subsisting options granted under Option Plan 2000 or Option Plan 2003 that have not yet lapsed will continue to be governed by all terms of those plans, as applicable.

Under Option Plan 2013, 36 senior managers (including 7 of the current executive officers) and 10 of the current non-executive board members were granted 10 million share options, in the aggregate, at a strike price of €6.25 in July 2014. These options are exercisable between June 2019 and July 2022. They will only vest if certain targets in relation to net profit and/or share price are achieved and will only be available to managers/directors who continue to be employed by the Company in June 2019. Also under Option Plan 2013, 3.5 million share options were granted, in aggregate, to 7 of the existing executive officers at a strike price of €6.74 on October 2014. These options are exercisable between September, 2019 and October, 2021. They will only vest if certain exceptional targets in relation to net profit and/or share price are achieved and will only be available to executives who continue to be employed by the Company through July 31, 2019. On November 11, 2014, 5 million options were granted to Mr. O’Leary under Option Plan 2013 as part of his new 5 year contract. These options which were granted at a strike price of €8.345 are exercisable between September 2019 and November 2021. They will only vest if certain exceptional targets in relation to net profit and/or share price are achieved and will only be available if Mr. O’Leary continues to be employed by the Company through July 31, 2019.

The aggregate of 17.7 million Ordinary Shares that would be issuable upon exercise in full of the options that were outstanding as of June 30, 2015 under Company’s option plan represent approximately 1.3% of the issued share capital of Ryanair Holdings as of such date. Of such total, options in respect of an aggregate of 11.9 million Ordinary Shares were held by the directors and executive officers of Ryanair Holdings. For further information, see Notes 15 and 19 to the consolidated financial statements included herein.

## ARTICLES OF ASSOCIATION

The following is a summary of certain provisions of the Articles of Association of Ryanair Holdings. This summary does not purport to be complete and is qualified in its entirety by reference to the complete text of the Articles, which are included as an exhibit to this annual report.

*Objects.* Ryanair Holdings’ objects, which are detailed in its Articles, are broad and include carrying on business as an investment and holding company. Ryanair Holdings’ Irish company registration number is 249885.

*Directors.* Subject to certain exceptions, directors may not vote on matters in which they have a material interest. The ordinary remuneration of the directors is determined from time to time by ordinary resolutions of the shareholders. Any director who holds any executive office, serves on any committee or otherwise performs services, which, in the opinion of the directors, are outside the scope of the ordinary duties of a director, may be paid such extra remuneration as the directors may determine. The directors may exercise all the powers of the Company to borrow money. These powers may be amended by special resolution of the shareholders. The directors are not required to retire at any particular age. There is no requirement for directors to hold shares. The Articles of Association provide that one-third of the directors retire and offer themselves for re-election at each annual general meeting of the Company. The directors to retire by rotation are those who have been longest in office since their last appointment or reappointment. As between persons who became or were appointed directors on the same date, those to retire are determined by agreement between them or, otherwise, by lot. All of the shareholders entitled to attend and vote at the annual general meeting of the Company may vote on the re-election of directors.

*Annual and General Meetings.* Annual and extraordinary meetings are called upon 21 days’ advance notice. At Ryanair’s annual general meeting, held on September 22, 2010, the Company’s Articles of Association were amended by special resolution to reflect the implementation of the Shareholders’ Rights (Directive 2007/36/EC) Regulations 2009 to allow all Ryanair shareholders to appoint proxies electronically to attend, speak, ask questions and vote on behalf of them at annual general meetings and to reflect certain other provisions of those Regulations. All holders of Ordinary Shares are entitled to attend, speak at and vote at general meetings of the Company, subject to limitations described below under “—Limitations on the Right to Own Shares.”

*Rights, Preferences and Dividends Attaching to Shares.* The Company has only one class of shares, Ordinary Shares with a par value of 0.635 euro cent per share. All such shares rank equally with respect to payment of dividends and on any winding-up of the Company. Any dividend, interest or other sum payable to a shareholder that remains unclaimed for one year after having been declared may be invested by the directors for the benefit of the Company until claimed. If the directors so resolve, any dividend which has remained unclaimed for 12 years from the date of its declaration shall be forfeited and cease to remain owing by the Company. The Company is



permitted under its Articles to issue redeemable shares on such terms and in such manner as the Company may, by special resolution, determine. The Ordinary Shares currently in issue are not redeemable. The liability of shareholders to invest additional capital is limited to the amounts remaining unpaid on the shares held by them. There are no sinking fund provisions in the Articles of the Company.

*Action Necessary to Change the Rights of Shareholders.* The rights attaching to shares in the Company may be varied by special resolutions passed at meetings of the shareholders of the Company.

*Limitations on the Rights to Own Shares.* The Articles contain detailed provisions enabling the directors of the Company to limit the number of shares in which non-EU nationals have an interest or the exercise by non-EU nationals of rights attaching to shares. See “—Limitations on Share Ownership by Non-EU Nationals” below. Such powers may be exercised by the directors if they are of the view that any license, consent, permit or privilege of the Company or any of its subsidiaries that enables it to operate an air service may be refused, withheld, suspended or revoked or have conditions attached to it that inhibit its exercise and the exercise of the powers referred to above could prevent such an occurrence. The exercise of such powers could result in non-EU holders of shares being prevented from attending, speaking at or voting at general meetings of the Company and/or being required to dispose of shares held by them to EU nationals.

*Disclosure of Share Ownership.* Under Irish law, the Company can require parties to disclose their interests in shares. The Articles of the Company entitle the directors to require parties to complete declarations indicating their nationality and the nature and extent of any interest which such parties hold in Ordinary Shares before allowing such parties to transfer such Ordinary Shares. See, also “—Limitations on Share Ownership by non-EU nationals” below. Under Irish law, if a party acquires or disposes of Ordinary Shares so as to bring his interest above or below 5% of the total issued share capital of the Company, he must notify the Company of that. The Irish Stock Exchange must also be notified of any acquisition or disposal of shares that brings the shareholding of a party above or below certain specified percentages – i.e., 10%, 25%, 50% and 75%.

*Other Provisions of the Articles of Association.* There are no provisions in the Articles:

- (i) delaying or prohibiting a change in the control of the Company, but which operate only with respect to a merger, acquisition or corporate restructuring;
- (ii) discriminating against any existing or prospective holder of shares as a result of such shareholder owning a substantial number of shares; or
- (iii) governing changes in capital,

in each case, where such provisions are more stringent than those required by law.

## **MATERIAL CONTRACTS**

On March 19, 2013, the Company announced that it had entered into an agreement with Boeing to purchase 175 Boeing 737-800NG aircraft, over a five year period from fiscal 2015 to 2019 in accordance with the terms of the contract. The contract was approved by the shareholders of the Company at an extraordinary general meeting on June 18, 2013. In April 2014, the Company agreed to purchase an additional five Boeing 737-800 next generation aircraft and in February 2015, the Company agreed to purchase an additional three Boeing 737-800 next generation aircraft with all eight aircraft scheduled to deliver in fiscal 2016. This brings the total number of 737-800 next generation aircraft on order to 183, with a list value of approximately \$14.4 billion, (11 of the Boeing 737-800NG aircraft have been delivered as of 31 March 2015).

In September 2014, the Group entered into an agreement with Boeing to purchase 200 Boeing 737-MAX-200 aircraft (100 firm and 100 subject to option), with a list value of approximately \$20.5 billion (assuming all options are exercised), over a five year period from fiscal 2020 to 2024 in accordance with the terms of the contract. The contract was approved by the shareholders of the Company at an extraordinary general meeting on November 28, 2014.

## **EXCHANGE CONTROLS**

Except as indicated below, there are no restrictions on non-residents of Ireland dealing in Irish securities (including shares or depositary receipts of Irish companies such as the Company). Dividends and redemption proceeds also continue to be freely transferable to non-resident holders of such securities.

Under the Financial Transfers Act 1992 (the “1992 Act”), the Minister for Finance of Ireland may make provision for the restriction of financial transfers between Ireland and other countries. Financial transfers are broadly defined, and the acquisition or disposal of the ADRs, which represent shares issued by an Irish incorporated company, the acquisition or the disposal of Ordinary Shares and associated payments may fall within this definition. Dividends or payments on the redemption or purchase of shares and payments on the liquidation of an Irish-incorporated company would fall within this definition.

The 1992 Act prohibits financial transfers involving President Lukashenko, the Belarusian leadership and certain other officials of Belarus, Burma (Myanmar), certain persons and entities associated with the now deceased Usama Bin Laden, the Al-Qaeda network and the Taliban of Afghanistan, the Democratic Republic of Congo, certain persons in Egypt, certain activities, persons and entities in Eritrea, the Republic of Guinea, the Democratic People’s Republic of Korea (North Korea), Iraq, Côte d’Ivoire, certain activities in Lebanon, certain activities in Liberia and the former Liberian President Charles Taylor, his immediate family and close associates, Libya, certain persons and activities in Sudan and South Sudan, Somalia, certain activities, persons and entities in Syria and Iran, certain persons, entities and bodies in the Republic of Guinea-Bissau, certain known terrorists and terrorist groups, and countries that harbor certain terrorist groups, without the prior permission of the Central Bank of Ireland.

Any transfer of, or payment in respect of, an ADS involving the government of any country that is currently the subject of United Nations sanctions, any person or body controlled by any of the foregoing, or any person acting on behalf of the foregoing, may be subject to restrictions pursuant to such sanctions as implemented into Irish law. The Company does not anticipate that Irish exchange controls or orders under the 1992 Act or United Nations sanctions implemented into Irish law will have a material effect on its business.

## **LIMITATIONS ON SHARE OWNERSHIP BY NON-EU NATIONALS**

The Board of Directors of Ryanair Holdings is given certain powers under the Articles to take action to ensure that the number of Ordinary Shares held in Ryanair Holdings by non-EU nationals does not reach a level which could jeopardize the Company’s entitlement to continue to hold or enjoy the benefit of any license, permit, consent or privilege which it holds or enjoys and which enables it to carry on business as an air carrier (a “License”). In particular, EU Regulation 2407/92 requires that, in order to obtain and retain an operating license, an EU air carrier must be majority-owned and effectively controlled by EU nationals. The regulation does not specify what level of share ownership will confer effective control on a holder or holders of shares. As described below, the directors will, from time to time, set a “Permitted Maximum” on the number of Ordinary Shares that may be owned by non-EU nationals at such level as they believe will comply with EU law. The Permitted Maximum is currently set at 49.9%.

Ryanair Holdings maintains a separate register (the “Separate Register”) of Ordinary Shares in which non-EU nationals, whether individuals, bodies corporate or other entities, have an interest (such shares are referred to as “Affected Shares” in the Articles). Interest in this context is widely defined and includes any interest held through ADRs in the shares underlying the relevant ADRs. The directors can require relevant parties to provide them with information to enable a determination to be made by the directors as to whether Ordinary Shares are, or are to be treated as, Affected Shares. If such information is not available or forthcoming or is unsatisfactory then the directors can, at their discretion, determine that Ordinary Shares are to be treated as Affected Shares. Registered holders of Ordinary Shares are also obliged to notify the Company if they are aware that any Ordinary Share which they hold ought to be treated as an Affected Share for this purpose. With regard to ADRs, the directors can treat all of the relevant underlying shares as Affected Shares unless satisfactory evidence as to why they should not be so treated is forthcoming.

In the event that, *inter alia*, (i) the refusal, withholding, suspension or revocation of any License or the imposition of any condition which materially inhibits the exercise of any License (an “Intervening Act”) has taken place, (ii) the Company receives a notice or direction from any governmental body or any other body which regulates the provision of air transport services to the effect that an Intervening Act is imminent, threatened or intended or (iii) an Intervening Act may occur as a consequence of the level of non-EU ownership of Ordinary Shares or an Intervening Act is imminent, threatened or intended because of the manner of share ownership or control of Ryanair Holdings generally, the directors can take action pursuant to the Articles to deal with the situation. They can, *inter alia*, (i) remove any directors or change the chairman of the Board of Directors, (ii) identify those Ordinary Shares, ADRs or Affected Shares which give rise to the need to take action and treat such Ordinary Shares, ADRs, or Affected Shares as Restricted Shares (see below) or (iii) set a “Permitted Maximum” on the number of Affected Shares which may subsist at any time (which may not, save in the circumstances referred to below, be lower than 40% of the total number of issued shares) and treat any Affected Shares (or ADRs representing such Affected Shares) in excess of this Permitted Maximum as Restricted Shares (see below).

In addition to the above, if as a consequence of a change of law or a direction, notice or requirement of any state, authority or person it is necessary to reduce the total number of Affected Shares below 40% or reduce the number of Affected Shares held by any particular stockholder or stockholders in order to overcome, prevent or avoid an Intervening Act, the directors may resolve to (i) set the Permitted Maximum at such level below 40% as they consider necessary in order to overcome, prevent or avoid such Intervening Act, or (ii) treat such number of Affected Shares (or ADRs representing Affected Shares) held by any particular stockholder or stockholders as they consider necessary (which could include all of such Affected Shares or ADRs) as Restricted Shares (see below). The directors may serve a Restricted Share Notice in respect of any Affected Share, or any ADR representing any ADS, which is to be treated as a Restricted Share. Such notices can have the effect of depriving the recipients of the rights to attend, vote at and speak at general meetings, which they would otherwise have as a consequence of holding such Ordinary Shares or ADRs. Such notices can also require the recipients to dispose of the Ordinary Shares or ADRs concerned to an EU national (so that the relevant shares (or shares underlying the relevant ADRs) will then cease to be Affected Shares) within 21 days or such longer period as the directors may determine. The directors are also given the power to transfer such Restricted Shares, themselves, in cases of non-compliance with the Restricted Share Notice.

To enable the directors to identify Affected Shares, transferees of Ordinary Shares are generally required to provide a declaration as to the nationality of persons having interests in those shares. Stockholders are also obliged to notify Ryanair Holdings if they are aware that any shares, which they hold, ought to be treated as Affected Shares for this purpose. Purchasers or transferees of ADRs need not complete a nationality declaration because the directors expect to treat all of the Ordinary Shares held by the Depositary as Affected Shares. ADS holders must open ADR accounts directly with the Depositary if they wish to provide to Ryanair Holdings nationality declarations or such other evidence as the directors may require in order to establish to the directors’ satisfaction that the Ordinary Shares underlying such holder’s ADRs are not Affected Shares.

In deciding which Affected Shares are to be selected as Restricted Shares, the directors can take into account which Affected Shares have given rise to the necessity to take action. Subject to that they will, insofar as practicable, firstly view as Restricted Shares those Affected Shares in respect of which no declaration as to whether or not such shares are Affected Shares has been made by the holder thereof and where information which has been requested by the directors in accordance with the Articles has not been provided within specified time periods and, secondly, have regard to the chronological order in which details of Affected Shares have been entered in the Separate Register and, accordingly, treat the most recently registered Affected Shares as Restricted Shares to the extent necessary. Transfers of Affected Shares to Affiliates (as that expression is defined in the Articles) will not affect the chronological order of entry in the Separate Register for this purpose. The directors do however have the discretion to apply another basis of selection if, in their sole opinion, that would be more equitable. Where the directors have resolved to treat Affected Shares held by any particular stockholder or stockholders as Restricted Shares (i) because such Affected Shares have given rise to the need to take such action or (ii) because of a change of law or a requirement or direction of a regulatory authority necessitating such action (see above), such powers may be exercised irrespective of the date upon which such Affected Shares were entered in the Separate Register.

After having initially resolved to set the maximum level at 49.0%, the directors increased the maximum level to 49.9% on May 26, 1999, after the number of Affected Shares exceeded the initial limit. This maximum level could be reduced if it becomes necessary for the directors to exercise these powers in the circumstances described above. The decision to make any such reduction or to change the Permitted Maximum from time to time will be published in at least one national newspaper in Ireland and in any country in which the Ordinary Shares or ADRs are listed. The relevant notice will specify the provisions of the Articles that apply to Restricted Shares and the name of the person or persons who will answer queries relating to Restricted Shares on behalf of Ryanair Holdings. The directors shall publish information as to the number of shares held by EU nationals annually.

In an effort to increase the percentage of its share capital held by EU nationals, on June 26, 2001, Ryanair Holdings instructed the Depositary to suspend the issuance of new ADSs in exchange for the deposit of Ordinary Shares until further notice to its shareholders. Holders of Ordinary Shares cannot convert their Ordinary Shares into ADRs during such suspension, and there can be no assurance that the suspension will ever be lifted.

As a further measure to increase the percentage of Ordinary Shares held by EU nationals, on February 7, 2002, the Company issued a notice to shareholders to the effect that any purchase of Ordinary Shares by a non-EU national after such date will immediately result in the issue of a Restricted Share Notice to such non-EU national Purchaser. The Restricted Share Notice compels the non-EU national purchaser to sell the Affected Shares to an EU national within 21 days of the date of issuance. In the event that any such non-EU national shareholder does not sell its Ordinary Shares to an EU national within the specified time period, the Company can then take legal action to compel such a sale. As a result, non-EU nationals are effectively barred from purchasing Ordinary Shares for as long as these restrictions remain in place. There can be no assurance that these restrictions will ever be lifted.

As an additional measure, to ensure the percentage of shares held by EU nationals remains at least 50.1%, at the extraordinary general meeting held on April 19, 2012, the Company obtained a new repurchase authority which will enable the repurchase of ADRs for up to 5% of the issued share capital of the Company traded on the NASDAQ. This authority was renewed at each subsequent Annual General Meeting since then and was last renewed at the Annual General Meeting held on September 25, 2014.

Concerns about the foreign ownership restrictions described above could result in the exclusion of Ryanair from certain stock tracking indices. Any such exclusion may adversely affect the market price of the Ordinary Shares and ADRs. See also “Item 3. Risk Factors—Risks Related to Ownership of the Company’s Shares or ADRs—EU Rules Impose Restrictions on the Ownership of Ryanair Holdings’ Ordinary Shares by Non-EU Nationals and the Company has Instituted a Ban on the Purchase of Ordinary Shares by Non-EU Nationals” above.

As of June 30, 2015, EU nationals owned at least 54.2% of Ryanair Holdings’ Ordinary Shares (assuming conversion of all outstanding ADRs into Ordinary Shares). Ryanair continuously monitors the ownership status of its Ordinary Shares, which changes on a daily basis.

## **TAXATION**

### **Irish Tax Considerations**

The following is a discussion of certain Irish tax consequences of the purchase, ownership and disposition of Ordinary Shares or ADSs. This discussion is based upon tax laws and practice of Ireland at the date of this document, which are subject to change, possibly with retroactive effect. Particular rules may apply to certain classes of taxpayers (such as dealers in securities) and this discussion does not purport to deal with the tax consequences of purchase, ownership or disposition of the relevant securities for all categories of investors.

The discussion is intended only as a general guide based on current Irish law and practice and is not intended to be, nor should it be considered to be, legal or tax advice to any particular investor or stockholder. Accordingly, current stockholders or potential investors should satisfy themselves as to the overall tax consequences by consulting their own tax advisers.

*Dividends.* If Ryanair Holdings pays dividends or makes other relevant distributions, the following is relevant:

*Withholding Tax.* Unless exempted, a withholding at the standard rate of income tax (currently 20%) will apply to dividends or other relevant distributions paid by an Irish resident company. The withholding tax requirement will not apply to distributions paid to certain categories of Irish resident stockholders or to distributions paid to certain categories of non-resident stockholders.

The following Irish resident stockholders are exempt from withholding if they make to the Company, in advance of payment of any relevant distribution, an appropriate declaration of entitlement to exemption:

- Irish resident companies;
- Pension schemes approved by the Irish Revenue Commissioners (“Irish Revenue”);
- Qualifying fund managers or qualifying savings managers;
- Personal Retirement Savings Account (“PRSA”) administrators who receive the relevant distribution as income arising in respect of PRSA assets;
- Qualifying employee share ownership trusts;
- Collective investment undertakings;
- Tax-exempt charities;
- Designated brokers receiving the distribution for special portfolio investment accounts;
- Any person who is entitled to exemption from income tax under Schedule F on dividends in respect of an investment in whole or in part of payments received in respect of a civil action or from the Personal Injuries Assessment Board for damages in respect of mental or physical infirmity;
- Certain qualifying trusts established for the benefit of an incapacitated individual and/or persons in receipt of income from such a qualifying trust;
- Any person entitled to exemption to income tax under Schedule F by virtue of Section 192(2) Taxes Consolidation Act (“TCA”) 1997;
- Unit trusts to which Section 731(5)(a) TCA 1997 applies; and
- Certain Irish Revenue-approved amateur and athletic sport bodies.

The following non-resident stockholders are exempt from withholding if they make to the Company, in advance of payment of any dividend, an appropriate declaration of entitlement to exemption:

- Persons (other than a company) who (i) are neither resident nor ordinarily resident in Ireland and (ii) are resident for tax purposes in (a) a country which has signed a tax treaty with Ireland (a “tax treaty country”) or (b) an EU member state other than Ireland;
- Companies not resident in Ireland which are resident in an EU member state or a tax treaty country, by virtue of the law of an EU member state or a tax treaty country and are not controlled, directly or indirectly, by Irish residents;

- Companies not resident in Ireland which are directly or indirectly controlled by a person or persons who are, by virtue of the law of a tax treaty country or an EU member state, resident for tax purposes in a tax treaty country or an EU member state other than Ireland and which are not controlled directly or indirectly by persons who are not resident for tax purposes in a tax treaty country or EU member state;
- Companies not resident in Ireland the principal class of shares of which is substantially and regularly traded on a recognized stock exchange in a tax treaty country or an EU member state including Ireland or on an approved stock exchange; or
- Companies not resident in Ireland that are 75% subsidiaries of a single company, or are wholly-owned by two or more companies, in either case the principal classes of shares of which is or are substantially and regularly traded on a recognized stock exchange in a tax treaty country or an EU member state including Ireland or on an approved stock exchange.

In the case of an individual non-resident stockholder resident in an EU member state or tax treaty country, the declaration must be accompanied by a current certificate of tax residence from the tax authorities in the stockholder's country of residence. In the case of both an individual and corporate non-resident stockholder resident in an EU member state or tax treaty country the declaration also must contain an undertaking by the individual or corporate non-resident stockholder that he, she or it will advise the Company accordingly if he, she or it ceases to meet the conditions to be entitled to the DWT exemption. No declaration is required if the stockholder is a 5% parent company in another EU member state in accordance with section 831 TCA 1997. Neither is a declaration required on the payment by a company resident in Ireland to another company so resident if the company making the dividend is a 51% subsidiary of that other company.

*American Depositary Receipts.* Special arrangements with regard to the dividend withholding tax obligation apply in the case of Irish companies using ADRs through U.S. depositary banks that have been authorized by the Irish Revenue. Such banks, which receive dividends from the company and pass them on to the U.S. ADS holders beneficially entitled to such dividends, will be allowed to receive and pass on the gross dividends (i.e., before withholding) based on an "address system" where the recorded addresses of such holder, as listed in the depositary bank's register of depositary receipts, is in the United States.

*Taxation on Dividends.* Companies resident in Ireland other than those taxable on receipt of dividends as trading income are exempt from corporation tax on distributions received on Ordinary Shares from other Irish resident companies. Stockholders that are "close" companies for Irish taxation purposes may, however, be subject to a 20% corporation tax surcharge on undistributed investment income.

Individual stockholders who are resident or ordinarily resident in Ireland are subject to income tax on the gross dividend at their marginal tax rate, but are entitled to a credit for the tax withheld by the company paying the dividend. The dividend will also be subject to the universal social charge. An individual stockholder who is not liable or not fully liable for income tax by reason of exemption or otherwise may be entitled to receive an appropriate refund of tax withheld. A charge to Irish social security taxes can also arise for such individuals on the amount of any dividend received from the Company.

Except in certain circumstances, a person who is neither resident nor ordinarily resident in Ireland and is entitled to receive dividends without deductions is not liable for Irish tax on the dividends. Where a person who is neither resident nor ordinarily resident in Ireland is subject to withholding tax on the dividend received due to not benefiting from any exemption from such withholding, the amount of that withholding will generally satisfy such person's liability for Irish tax.

*Capital Gains Tax.* A person who is either resident or ordinarily resident in Ireland will generally be liable for Irish capital gains tax on any gain realized on the disposal of the Ordinary Shares or ADSs. The current capital gains tax rate is 33%. A person who is neither resident nor ordinarily resident in Ireland and who does not carry on a trade in Ireland through a branch or agency will not be subject to Irish capital gains tax on the disposal of the Ordinary Shares or ADSs.

*Irish Capital Acquisitions Tax.* A gift or inheritance of the Ordinary Shares or ADSs will be within the charge to Irish Capital Acquisitions Tax (“CAT”) notwithstanding that the donor or the donee/successor in relation to such gift or inheritance is resident outside Ireland. CAT is charged at a rate of 33% above a tax-free threshold. This tax-free threshold is determined by the amount of the current benefit and of previous benefits taken since December 5, 1991, as relevant, within the charge to CAT and the relationship between the donor and the successor or done. Gifts and inheritances between spouses (and in certain cases former spouses) are not subject to CAT.

In a case where an inheritance or gift of the Ordinary Shares or ADSs is subject to both Irish CAT and foreign tax of a similar character, the foreign tax paid may in certain circumstances be credited in whole or in part against the Irish tax.

*Irish Stamp Duty.* It is assumed for the purposes of this paragraph that ADSs are dealt in on a recognized stock exchange in the United States (NASDAQ is a recognized stock exchange in the United States for this purpose). Under current Irish law, no stamp duty will be payable on the acquisition of ADSs by persons purchasing such ADSs or on any subsequent transfer of ADSs. A transfer of Ordinary Shares (including transfers effected through Euroclear U.K. & Ireland Limited) wherever executed and whether on sale, in contemplation of a sale or by way of a gift, will be subject to duty at the rate of 1% of the consideration given or, in the case of a gift or if the purchase price is inadequate or unascertainable, on the market value of the Ordinary Shares. Transfers of Ordinary Shares that are not liable for duty at the rate of 1% (e.g., transfers under which there is no change in beneficial ownership) may be subject to a fixed duty of €12.50.

The Irish Revenue treats a conversion of Ordinary Shares to ADSs made in contemplation of a sale or a change in beneficial ownership (under Irish law) as an event subject to stamp duty at a rate of 1%. The Irish Revenue has indicated that a re-conversion of ADSs to Ordinary Shares made in contemplation of a sale or a change in beneficial ownership (under Irish law) will not be subject to a stamp duty. However, the subsequent sale of the re-converted Ordinary Shares will give rise to Irish stamp duty at the 1% rate. If the transfer of the Ordinary Shares is a transfer under which there is no change in the beneficial ownership (under Irish law) of the Ordinary Shares being transferred, nominal stamp duty only will be payable on the transfer. Under Irish law, it is not clear whether the mere deposit of Ordinary Shares for ADSs or ADSs for Ordinary Shares would be deemed to constitute a change in beneficial ownership. Accordingly, it is possible that holders would be subject to stamp duty at the 1% rate when merely depositing Ordinary Shares for ADSs or ADSs for Ordinary Shares and, consequently, the Depositary reserves the right in such circumstances to require payment of stamp duty at the rate of 1% from the holders.

The person accountable for payment of stamp duty is the transferee or, in the case of a transfer by way of a gift or for a consideration less than the market value, all parties to the transfer. Stamp duty is normally payable within 30 days after the date of execution of the transfer. Late or inadequate payment of stamp duty will result in liability for interest, penalties and fines.

## **United States Federal Income Tax Considerations**

Except as described below under the heading “Non-U.S. Holders,” the following is a summary of certain U.S. federal income tax considerations relating to the purchase, ownership and disposition of Ordinary Shares or ADRs by a holder that is a citizen or resident of the United States, a U.S. domestic corporation or otherwise subject to U.S. federal income tax on a net income basis in respect of the Ordinary Shares or the ADRs (“U.S. Holders”). This summary does not purport to be a comprehensive description of all of the tax considerations that may be relevant to a decision to purchase the Ordinary Shares or the ADRs. In particular, the summary deals only with U.S. Holders that will hold Ordinary Shares or ADRs as capital assets and generally does not address the tax treatment of U.S. Holders that may be subject to special tax rules such as banks, insurance companies, dealers in securities or currencies, partnerships or partners therein, entities subject to the branch profits tax, traders in securities electing to mark to market, persons that own 10% or more of the stock of the Company, U.S. Holders whose “functional currency” is not U.S. dollars or persons that hold the Ordinary Shares or the ADRs as part of an integrated investment (including a “straddle”) consisting of the Ordinary Shares or the ADRs and one or more other positions.

Holders of the Ordinary Shares or the ADRs should consult their own tax advisors as to the U.S. or other tax consequences of the purchase, ownership, and disposition of the Ordinary Shares or the ADRs in light of their particular circumstances, including, in particular, the effect of any foreign, state or local tax laws.

For U.S. federal income tax purposes, holders of the ADRs will be treated as the owners of the Ordinary Shares represented by those ADRs.

#### *Taxation of Dividends*

Dividends, if any, paid with respect to the Ordinary Shares, including Ordinary Shares represented by ADRs, will be included in the gross income of a U.S. Holder when the dividends are received by the holder or the Depositary. Such dividends generally should not be eligible for the “dividends received” deduction allowed to U.S. corporations in respect of dividends from a domestic corporation. Dividends paid in euro will be includible in the income of a U.S. Holder in a U.S. dollar amount calculated by reference to the exchange rate in effect on the day they are received by the holder or the Depositary. U.S. Holders generally should not be required to recognize any foreign currency gain or loss to the extent such dividends paid in Euro are converted into U.S. dollars immediately upon receipt.

Subject to certain exceptions for short-term and hedged positions, the U.S. dollar amount of dividends received by an individual on or post January 1, 2013 with respect to the Ordinary Shares or ADRs will be subject to taxation at a maximum rate of 20% if the dividends are “qualified dividends” (apart from the Medicare contribution tax referred to below), and the individual has taxable income that exceeds certain thresholds. Dividends paid on the Ordinary Shares or ADRs will be treated as qualified dividends if (i) the issuer is eligible for the benefits of a comprehensive income tax treaty with the United States that the Internal Revenue Service has approved for the purposes of the qualified dividend rules and (ii) the Company was not, in the year prior to the year in which the dividend was paid, and is not, in the year in which the dividend is paid, a passive foreign investment company (a “PFIC”). The income tax treaty between Ireland and the United States has been approved for the purposes of the qualified dividend rules. Effective January 1, 2013, a Medicare contribution tax of 3.8% may also be applicable to U.S. individuals, estates and trusts. Based on the Company’s audited financial statements and relevant market data, the Company believes that it was not treated as a PFIC for U.S. federal income tax purposes with respect to its fiscal 2015 taxable year. In addition, based on the Company’s audited financial statements and its current expectations regarding the value and nature of its assets, the sources and nature of its income, and relevant market data, the Company does not anticipate becoming a PFIC for its fiscal 2016 taxable year. Under the U.S.-Ireland Income Tax Treaty currently in effect, in the event the Company were to pay any dividend, the tax credit attaching to the dividend (as used herein the “Tax Credit”; see “—Irish Tax Considerations”) generally will be treated as a foreign income tax eligible for credit against such U.S. Holder’s United States federal income tax liability, subject to generally applicable limitations and conditions. Any such dividend paid by the Company to such U.S. Holder will constitute income from sources outside the United States for foreign tax credit purposes, and generally will constitute “passive category” income for such purposes.

Foreign tax credits may not be allowed for withholding taxes imposed in respect of certain short-term or hedged positions in securities.

U.S. Holders should consult their own tax advisors concerning the implications of these rules in light of their particular circumstances.

Distributions of Ordinary Shares that are made as part of a *pro rata* distribution to all stockholders generally will not be subject to U.S. federal income tax.

#### *Taxation of Capital Gains*

*Sale or Disposition of Ordinary Shares or ADRs.* Gains or losses realized by a U.S. Holder on the sale or other disposition of ADRs generally will be treated for U.S. federal income tax purposes as capital gains or losses, which generally will be long-term capital gains or losses if the ADRs have been held for more than one year. The net amount of long-term capital gain recognized by an individual holder post January 1, 2013 generally is subject to taxation at a maximum rate of 20%. Effective January 1, 2013, a Medicare contribution tax of 3.8% may also be applicable to U.S. individuals, estates and trusts. Gains realized by a U.S. Holder generally will constitute income from sources within the United States for foreign tax credit purposes and generally will constitute “passive category” income for such purposes. The deductibility of capital losses, in excess of capital gains, is subject to limitations.



Deposits and withdrawals of Ordinary Shares by U.S. Holders in exchange for ADRs will not result in the realization of gain or loss for U.S. federal income tax purposes.

*Non-U.S. Holders.* A holder of Ordinary Shares or ADRs that is, with respect to the United States, a foreign corporation or a nonresident alien individual (a “Non-U.S. Holder”) generally will not be subject to U.S. federal income or withholding tax on dividends received on such Ordinary Shares or ADRs unless such income is effectively connected with the conduct by such holder of a trade or business in the United States. A Non-U.S. Holder of ADRs or Ordinary Shares will not be subject to U.S. federal income tax or withholding tax in respect of gain realized on the sale or other disposition of Ordinary Shares or ADRs, unless (i) such gain is effectively connected with the conduct by such holder of a trade or business in the United States or (ii) in the case of gain realized by an individual Non-U.S. Holder, such Non-U.S. Holder is present in the United States for 183 days or more in the taxable year of the sale and certain other conditions are met.

#### **DOCUMENTS ON DISPLAY**

Copies of Ryanair Holdings’ Articles may be examined at its registered office and principal place of business at its Dublin Office, Airside Business Park, Swords, County Dublin, Ireland.

Ryanair Holdings also files reports, including annual reports on Form 20-F, periodic reports on Form 6-K and other information, with the SEC pursuant to the rules and regulations of the SEC that apply to foreign private issuers. You may read and copy any materials filed with the SEC at its Public Reference Room at 100 F Street, N.E., Washington, D.C. 20549. You may obtain information on the operation of the Public Reference Room by calling the SEC at 1-800-SEC-0330.

## **Item 11. *Quantitative and Qualitative Disclosures About Market Risk***

### **GENERAL**

Ryanair is exposed to market risks relating to fluctuations in commodity prices, interest rates and currency exchange rates. The objective of financial risk management at Ryanair is to minimize the negative impact of commodity price, interest rate and foreign exchange rate fluctuations on the Company's earnings, cash flows and equity.

To manage these risks, Ryanair uses various derivative financial instruments, including cross currency interest rate swaps, foreign currency forward contracts and commodity forwards. These derivative financial instruments are generally held to maturity and are not actively traded. The Company enters into these arrangements with the goal of hedging its operational and balance sheet risk. However, Ryanair's exposure to commodity price, interest rate and currency exchange rate fluctuations cannot be neutralized completely.

In executing its risk management strategy, Ryanair currently enters into forward contracts for the purchase of some of the jet fuel (jet kerosene) that it expects to use. It also uses foreign currency forward contracts intended to reduce its exposure to risks related to foreign currencies, principally the U.S. dollar. Furthermore, it enters into interest rate contracts with the objective of fixing certain borrowing costs and hedging principal repayments, particularly those associated with the purchase of new Boeing 737s. Ryanair is also exposed to the risk that the counterparties to its derivative financial instruments may not be creditworthy. If a counterparty was to default on its obligations under any of the instruments described below, Ryanair's economic expectations when entering into these arrangements might not be achieved and its financial condition could be adversely affected. Transactions involving derivative financial instruments are also relatively illiquid as compared with those involving other kinds of financial instruments. It is Ryanair's policy not to enter into transactions involving financial derivatives for speculative purposes.

The following paragraphs describe Ryanair's fuel hedging, foreign currency and interest rate swap arrangements and analyze the sensitivity of the market value, earnings and cash flows of the financial instruments to hypothetical changes in commodity prices, interest rates and exchange rates as if these changes had occurred at March 31, 2015. The range of changes selected for this sensitivity analysis reflects Ryanair's view of the changes that are reasonably possible over a one-year period.

### **FUEL PRICE EXPOSURE AND HEDGING**

Fuel costs constitute a substantial portion of Ryanair's operating expenses (approximately 43.0% and 46.0% of such expenses in fiscal years 2015 and 2014, respectively, after taking into account Ryanair's fuel hedging activities). Ryanair engages in fuel price hedging transactions from time to time, pursuant to which Ryanair and a counterparty agree to exchange payments equal to the difference between a fixed price for a given quantity of jet fuel and the market price for such quantity of jet fuel at a given date in the future, with Ryanair receiving the amount of any excess of such market price over such fixed price and paying to the counterparty the amount of any deficit of such fixed price under such market price.

Ryanair has historically entered into arrangements providing for substantial protection against fluctuations in fuel prices, generally through forward contracts covering periods of up to 18 months of anticipated jet fuel requirements. See "Item 3. Key Information—Risk Factors—Risks Related to the Company—Changes in Fuel Costs and Availability Affect the Company's Results" for additional information on recent trends in fuel costs and the Company's related hedging activities, as well as certain associated risks. See also "Item 5. Operating and Financial Review and Prospects—Fiscal Year 2015 Compared with Fiscal Year 2014—Fuel and Oil." As of July 24, 2015, Ryanair had entered into forward jet fuel (jet kerosene) contracts covering approximately 90% of its estimated requirements for the fiscal year ending March 31, 2016 at prices equivalent to approximately \$910 per metric ton. In addition, as of July 24, 2015, Ryanair had entered into forward jet fuel (jet kerosene) contracts covering approximately 70% of its estimated requirements for the fiscal year ending March 31, 2017 at prices equivalent to approximately \$657 per metric ton, and had not entered into any jet fuel hedging contracts with respect to its expected fuel purchases beyond that period.

While these hedging strategies can cushion the impact on Ryanair of fuel price increases in the short term, in the medium to longer-term, such strategies cannot be expected to eliminate the impact on the Company of an increase in the market price of jet fuel. The unrealized losses or gains on outstanding forward agreements at March 31, 2015 and 2014, based on their fair values, amounted to €813.2 million loss and €17.1 million gain (gross of tax), respectively. Based on Ryanair's fuel consumption for the 2015 fiscal year, a change of \$1.00 in the average annual price per metric ton of jet fuel would have caused a change of approximately €2.0 million in Ryanair's fuel costs. See "Item 3. Key Information—Risk Factors—Risks Related to the Company—Changes in Fuel Costs and Availability Affect the Company's Results."

Under IFRS, the Company's fuel forward contracts are treated as cash-flow hedges of forecast fuel purchases for risks arising from the commodity price of fuel. The contracts are recorded at fair value in the balance sheet and are re-measured to fair value at the end of each fiscal period through equity to the extent effective, with any ineffectiveness recorded through the income statement. The Company has considered these hedges to be highly effective in offsetting variability in future cash flows arising from fluctuations in the market price of jet fuel because the jet fuel forward contracts typically relate to the same quantity, time, and location of delivery as the forecast jet fuel purchase being hedged and the duration of the contracts is typically short. Accordingly, the quantification of the change in expected cash flows of the forecast jet fuel purchase is based on the jet fuel forward price, and in the 2014 fiscal year, the Company recorded no hedge ineffectiveness within earnings. The Company has recorded no level of ineffectiveness on its jet fuel hedges in its income statements to date. In the 2015 fiscal year, the Company recorded a negative fair-value adjustment of €711.6 million (net of tax) within accumulated other comprehensive income in respect of jet fuel forward contracts, and in the 2014 fiscal year, the Company recorded a positive fair-value adjustment of €15.0 million (net of tax) within accumulated other comprehensive income.

## **FOREIGN CURRENCY EXPOSURE AND HEDGING**

In recent years, Ryanair's revenues have been denominated primarily in two currencies, the euro and U.K. pound sterling. The U.K. pound sterling and the euro accounted for approximately 27% and 63%, respectively, of Ryanair's total revenues in both the 2015 and 2014 fiscal years. As Ryanair reports its results in euro, the Company is not exposed to any material currency risk as a result of its euro-denominated activities. Ryanair's operating expenses are primarily denominated in euro, U.K. pounds sterling and U.S. dollars. Ryanair's operations can be subject to significant direct exchange rate risks between the euro and the U.S. dollar because a significant portion of its operating costs (particularly those related to fuel purchases) is incurred in U.S. dollars, while none of its revenues are denominated in U.S. dollars. Appreciation of the euro against the U.S. dollar positively impacts Ryanair's operating income because the euro equivalent of its U.S. dollar operating costs decreases, while depreciation of the euro against the U.S. dollar negatively impacts operating income. It is Ryanair's policy to hedge a significant portion of its exposure to fluctuations in the exchange rate between the U.S. dollar and the euro. From time to time, Ryanair hedges its operating surpluses and shortfalls in U.K. pound sterling. Ryanair matches certain U.K. pound sterling costs with U.K. pound sterling revenues and may choose to sell any surplus U.K. pound sterling cash flows for euro.

*Hedging associated with the income statement.* In the 2015 and 2014 fiscal years, the Company entered into a series of forward contracts, principally euro/U.S. dollar forward contracts to hedge against variability in cash flows arising from market fluctuations in foreign exchange rates associated with its forecast fuel, maintenance and insurance costs and euro/U.K. pound sterling forward contracts to hedge certain surplus U.K. pound sterling cash flows. At March 31, 2015, the total unrealized gain relating to these contracts amounted to €623.1 million, compared to a €51.2 million unrealized loss at March 31, 2014.

Under IFRS, these foreign currency forward contracts are treated as cash-flow hedges of forecast U.S. dollar and U.K. pound sterling purchases to address the risks arising from U.S. dollar and U.K. pound sterling exchange rates. The derivatives are recorded at fair value in the balance sheet and are re-measured to fair value at the end of each reporting period through equity to the extent effective, with ineffectiveness recorded through the income statement. Ryanair considers these hedges to be highly effective in offsetting variability in future cash flows arising from fluctuations in exchange rates, because the forward contracts are timed so as to match exactly the amount, currency and maturity date of the forecast foreign currency-denominated expense being hedged. In the 2015 fiscal year, the Company recorded a positive fair-value adjustment of €589.9 million (net of tax) within accumulated other comprehensive income in respect of these contracts, as compared to a negative adjustment of €86.3 million in the 2014 fiscal year.

*Hedging associated with the balance sheet.* In prior years, the Company entered into a series of cross currency interest rate swaps to manage exposures to fluctuations in foreign exchange rates of US dollar-denominated floating rate borrowings, together with managing the exposures to fluctuations in interest rates on these US dollar-denominated floating rate borrowings. Cross currency interest rate swaps are primarily used to convert a portion of the Company's U.S. dollar-denominated debt to euro and floating rate interest exposures into fixed rate exposures and are set so as to match exactly the critical terms of the underlying debt being hedged (i.e. notional principal, interest rate settings, re-pricing dates). These are all classified as cash-flow hedges of the forecasted U.S. dollar variable interest payments on the Company's underlying debt and have been determined to be highly effective in achieving offsetting cash flows. Accordingly, no ineffectiveness has been recorded in the income statement relating to these hedges.

At March 31, 2015, the fair value of the cross currency interest rate swap agreements relating to this U.S. dollar-denominated floating rate debt was represented by a gain of €21.3 million (gross of tax) compared to a loss of €25.9 million in fiscal 2014. In the 2015 fiscal year, the Company recorded a positive fair-value adjustment of €41.3 million (net of tax), compared to a loss of €12.4 million in fiscal 2014, within accumulated other comprehensive income in respect of these contracts.

*Hedging associated with capital expenditures.* During the 2015 and 2014 fiscal years, the Company also entered into a series of euro/U.S. dollar contracts to hedge against changes in the fair value of aircraft purchase commitments under the Boeing contracts, which arise from fluctuations in the euro/U.S. dollar exchange rates. There were no such contracts in effect at March 31, 2014. At March 31, 2015, the total unrealized gain relating to these contracts amounted to €614.6 million compared to €15.0 million unrealized loss at March 31, 2014.

Under IFRS, the Company generally accounts for these contracts as either cash-flow hedges or fair-value hedges. Fair-value hedges are recorded in the balance sheet at fair value. Any gains or losses arising on these instruments, as well as the related gain or loss on the underlying aircraft purchase commitment, are recorded in the balance sheet. Any related ineffectiveness is measured by the amount by which these adjustments to earnings do not match. Cash-flow hedges are recorded at fair value in the balance sheet and are re-measured to fair value at the end of the financial period through equity to the extent effective, with any ineffectiveness recorded through the income statement. The Company has found these hedges to be highly effective in offsetting changes in the fair value of the aircraft purchase commitments arising from fluctuations in exchange rates because the forward exchange contracts are always for the same amount, currency and maturity dates as the corresponding aircraft purchase commitments.

At March 31, 2015, the total unrealized gains relating to these contracts amounted to €614.6 million, while at March 31, 2014 unrealized losses amounted to €15.0 million. Under IFRS, the Company recorded fair-value adjustments of €537.8 million and fair-value adjustments of €13.1 million for cash-flow hedges in the 2015 and 2014 fiscal years, respectively. No amounts were recorded for such fair-value hedges from other accumulated comprehensive income in the 2015 and 2014 fiscal years.

A plus or minus change of 10% in relevant foreign currency exchange rates, based on outstanding foreign currency-denominated financial assets and financial liabilities at March 31, 2015 would have a respective positive or negative impact on the income statement of €0.3 million (net of tax) (2014: €3 million; 2013: €2.6 million). The same movement of 10% in foreign currency exchange rates would have a positive €818.7 million impact (net of tax) on equity if the rate fell by 10% and negative €766.4 million impact (net of tax) if the rate increased by 10%. (2014: €288.2 million positive or negative; 2013: €183.1 million positive or negative).

## INTEREST RATE EXPOSURE AND HEDGING

The Company's purchase of 245 of the 308 Boeing 737-800 aircraft in the fleet as of March 31, 2015 has been funded by financing in the form of loans supported by a loan guarantee from Ex-Im Bank (with respect to 202 aircraft), JOLCOs and commercial debt and unsecured debt capital market bond issuances. With respect to these 245 aircraft, at March 31, 2015, the Company had outstanding cumulative borrowings under these facilities of €4,431.6 million with a weighted average interest rate of 2.01%. See "Item 5. Operating and Financial Review and Prospects—Liquidity and Capital Resources—Capital Resources" for additional information on these facilities and the related swaps, including a tabular summary of the "Effective Borrowing Profile" illustrating the effect of the swap transactions (each of which is with an established international financial counterparty) on the profile of Ryanair's aircraft-related debt at March 31, 2015. At March 31, 2015, the fair value of the interest rate swap agreements relating to this floating rate debt was represented by a loss of €10.6 million (gross of tax), as compared with a loss of €72.4 million at March 31, 2014. See Note 11 to the consolidated financial statements included in Item 18 for additional information.

If Ryanair had not entered into such derivative agreements, a plus or minus one percentage point movement in interest rates would impact the fair value of this liability by approximately €9.6 million. The earnings and cash-flow impact of any such change in interest rates would have been approximately plus or minus €32.9 million in the 2015 fiscal year.

## **Item 12. Description of Securities Other than Equity Securities**

Holders of ADSs are required to pay certain fees and expenses. The table below sets forth the fees and expenses which, under the deposit agreement between the Company and The Bank of New York Mellon, holders of ADRs can be charged or be deducted from dividends or other distributions on the deposited shares. The Company and The Bank of New York Mellon have also entered into a separate letter agreement, which has the effect of reducing some of the fees listed below.

<b><i>Persons depositing or withdrawing ADSs must pay:</i></b>	<b><i>For:</i></b>
\$5.00 (or less) per 100 ADSs (or portion of 100 ADSs).	Issuance of ADSs, including issuances resulting from a distribution of common shares or rights or other property.
	Cancellation of ADSs for the purpose of withdrawal, including if the deposit agreement terminates.
\$0.02 (or less) per ADS.	Any cash distribution to the holder of the ADSs.
\$0.02 (or less) per ADS per calendar year.	Depository services.
A fee equivalent to the fee that would be payable if securities distributed to the holder of ADSs had been shares and the shares had been deposited for issuance of ADSs.	Distribution of securities distributed by the issuer to the holders of common securities, which are distributed by the depository to ADS holders.
Registration or transfer fees.	Transfer and registration of shares on our share register to or from the name of the depository or its agent when the holder of ADSs deposits or withdraws common shares.
Expenses of the depository.	Cable, telex and facsimile transmissions (when expressly provided for in the deposit agreement).
	Expenses of the depository in converting foreign currency to U.S. dollars.
Taxes and other governmental charges the depository or the custodian have to pay on any ADSs or common shares underlying ADSs (for example, stock transfer taxes, stamp duty or withholding taxes).	As necessary.
Any charges incurred by the depository or its agents for servicing the deposited securities.	As necessary.

### **Reimbursement of Fees**

From April 1, 2014 to June 30, 2015 the Depository collected annual depository services fees equal to approximately \$4.2 million from holders of ADSs, net of fees paid to the Depository by the Company.

## **PART II**

### **Item 13. Defaults, Dividend Arrearages and Delinquencies**

None.

**Item 14. *Material Modifications to the Rights of Security Holders and Use of Proceeds***

None.

**Item 15. *Controls and Procedures***

**DISCLOSURE CONTROLS AND PROCEDURES**

The Company has carried out an evaluation, as of March 31, 2015, under the supervision and with the participation of the Company's management, including the Chief Executive Officer and Chief Financial Officer, of the effectiveness of the design and operation of the Company's disclosure controls and procedures (as defined in Rules 13a-15(e) and 15d-15(e) under the Exchange Act). There are inherent limitations to the effectiveness of any system of disclosure controls and procedures, including the possibility of human error and the circumvention or overriding of the controls and procedures. Accordingly, even effective disclosure controls and procedures can only provide reasonable assurance of achieving their control objectives. Based upon the Company's evaluation, the Chief Executive Officer and Chief Financial Officer have concluded that, as of March 31, 2015, the disclosure controls and procedures were effective to provide reasonable assurance that information required to be disclosed in the reports the Company files or submits under the Exchange Act is recorded, processed, summarized and reported as and when required, within the time periods specified in the applicable rules and forms, and that it is accumulated and communicated to the Company's management, including the Chief Executive Officer and Chief Financial Officer, as appropriate to allow timely decisions regarding required disclosure.

## MANAGEMENT'S ANNUAL REPORT ON INTERNAL CONTROL OVER FINANCIAL REPORTING

The Company's management is responsible for establishing and maintaining adequate internal control over financial reporting, (as defined in Rules 13a-15(f) and 15d-15(f) under the Exchange Act). The Company's internal control over financial reporting is designed to provide reasonable assurance regarding the reliability of financial reporting and the preparation of financial statements for external purposes in accordance with IFRS. The Company's internal control over financial reporting includes those policies and procedures that:

- pertain to the maintenance of records that, in reasonable detail, accurately and fairly reflect the transactions and dispositions of the assets of the Company;
- provide reasonable assurance that transactions are recorded as necessary to permit preparation of financial statements in accordance with generally accepted accounting principles, and that receipts and expenditures of the Company are being made only in accordance with authorizations of management and directors; and
- provide reasonable assurance regarding prevention or timely detection of unauthorized acquisition, use or disposition of the Company's assets that could have a material effect on the financial statements.

The Company's management evaluated the effectiveness of the Company's internal control over financial reporting as of March 31, 2015, based on the criteria established in the 2013 Framework in "Internal Control — Integrated Framework," issued by the Committee of Sponsoring Organizations of the Treadway Commission ("COSO"). Based on the evaluation, management has concluded that the Company maintained effective internal control over financial reporting as of March 31, 2015.

Our independent registered public accounting firm, KPMG, has issued an auditor's report on the Company's internal control over financial reporting, which is included in its entirety below.



## CHANGES IN INTERNAL CONTROL OVER FINANCIAL REPORTING

There has been no change in the Company's internal control over financial reporting during the 2015 fiscal year that has materially affected, or is reasonably likely to materially affect, the Company's internal control over financial reporting.

### **Item 16. *Reserved***

### **Item 16A. *Audit Committee Financial Expert***

The Company's Board of Directors has determined that Declan McKeon qualifies as an "audit committee financial expert" within the meaning of this Item 16A. Mr. McKeon is "independent" for purposes of the listing rules of NASDAQ.

### **Item 16B. *Code of Ethics***

The Company has adopted a broad Code of Business Conduct and Ethics that meets the requirements for a "code of ethics" as defined in Item 16B of Form 20-F. The Code of Business Conduct and Ethics applies to the Company's chief executive officer, chief financial officer, chief accounting officer, controller and persons performing similar functions, as well as to all of the Company's other officers, directors and employees. The Code of Business Conduct and Ethics is available on Ryanair's website at <http://www.ryanair.com>. (Information appearing on the website is not incorporated by reference into this annual report.) The Company has not made any amendment to, or granted any waiver from, the provisions of this Code of Business Conduct and Ethics that apply to its chief executive officer, chief financial officer, chief accounting officer, controller or persons performing similar functions during its most recently completed fiscal year.

### **Item 16C. *Principal Accountant Fees and Services***

#### **Audit and Non-Audit Fees**

The following table sets forth the fees billed or billable to the Company by its independent auditors, KPMG, during the fiscal years ended March 31, 2015, 2014 and 2013:

	Year ended March 31,		
	2015	2014	2013
		(millions)	
Audit fees .....	€0.5	€0.5	€0.5
Tax fees .....	€0.3	€0.3	€0.3
Total fees .....	€0.8	€0.8	€0.8

Audit fees in the above table are the aggregate fees billed or billable by KPMG in connection with the audit of the Company's annual financial statements, as well as work that generally only the independent auditor can reasonably be expected to provide, including the provision of comfort letters, statutory audits, discussions surrounding the proper application of financial accounting and reporting standards and services provided in connection with certain regulatory requirements including those under the Sarbanes-Oxley Act of 2002.

Tax fees include fees for all services, except those services specifically related to the audit of financial statements, performed by the independent auditor's tax personnel, work performed in support of other tax-related regulatory requirements and tax compliance reporting.

#### **Audit Committee Pre-Approval Policies and Procedures**

The audit committee expressly pre-approves every engagement of Ryanair's independent auditors for all audit and non-audit services provided to the Company.

**Item 16D. Exemptions from the Listing Standards for Audit Committees**

None.

**Item 16E. Purchases of Equity Securities by the Issuer and Affiliated Purchasers**

The following table details purchases by the Company of its Ordinary shares in the 2015 fiscal year.

Month / Period	Total Number of Ordinary Shares Purchased (a)	Average Price Paid Per Ordinary Share
	(Millions)	(€)
April 1, 2014 to April 30, 2014	-	-
May 1, 2014 to May 31, 2014	-	-
June 1, 2014 to June 30, 2014	-	-
July 1, 2014 to July 31, 2014	-	-
August 1, 2014 to August 31, 2014	-	-
September 1, 2014 to September 30, 2014	-	-
October 1, 2014 to October 31, 2014	-	-
November 1, 2014 to November 30, 2014	-	-
December 1, 2014 to December 31, 2014	-	-
January 1, 2015 to January 31, 2015	-	-
February 1, 2015 to February 28, 2015	4.0	9.87
March 1, 2015 to March 31, 2015	6.9	10.52
<b>Total (Year-end)</b>	10.9	10.28
Post Year-end (b)	21.3	11.59

(a) The Ordinary Share purchases in the table above have not been made pursuant to publicly announced plans or programs, and consist of open-market transactions conducted within defined parameters pursuant to the Company's repurchase authority from shareholders granted via a special resolution.

(b) From April 1, 2015 to July 23, 2015 the Company bought back 21.3 million ordinary shares, at a total cost of €246.5 million, for cancellation. Cumulatively these buy-backs are equivalent to 1.6% of the issued share capital of the Company at July 23, 2015.

See "Item 8. Financial Information—Other Financial Information—Share Buy-Back Program" and "Item 9. The Offer and Listing—Trading Markets and Share Prices" for further information regarding the Company's Ordinary Share buy-back program, pursuant to which all of the shares purchased by the Company and disclosed in the table above were purchased.

**Item 16F. Change in Registrant's Certified Accountant**

Not applicable.

**Item 16G. Corporate Governance**

See "Item 6. Directors, Senior Management and Employees—Directors—Exemptions from NASDAQ Corporate Governance Rules" for further information regarding the ways in which the Company's corporate governance practices differ from those followed by domestic companies listed on NASDAQ.

**Item 16H. Mine Safety Disclosure**

Not applicable.

**PART III**

**Item 17. Financial Statements**

Not applicable.

**Item 18. Financial Statements**

**RYANAIR HOLDINGS PLC  
INDEX TO FINANCIAL STATEMENTS**

	<b>Page</b>
Consolidated Balance Sheets of Ryanair Holdings plc at March 31, 2015, March 31, 2014 and March 31, 2013.....	156
Consolidated Income Statements of Ryanair Holdings plc for the Years ended March 31, 2015, March 31, 2014 and March 31, 2013 .....	157
Consolidated Comprehensive Income Statements of Ryanair Holdings plc for the Years ended March 31, 2015, March 31, 2014 and March 31, 2013 .....	158
Consolidated Statements of Changes in Shareholders' Equity of Ryanair Holdings plc for the Years ended March 31, 2015, March 31, 2014 and March 31, 2013 .....	159
Consolidated Cash Flow Statements of Ryanair Holdings plc for the Years ended March 31, 2015, March 31, 2014 and March 31, 2013 .....	161
Notes .....	162

## Consolidated Balance Sheet

		At March 31, 2015	At March 31, 2014	At March 31, 2013
	Note	€M	€M	€M
<b>Non-current assets</b>				
Property, plant and equipment .....	2	5,471.1	5,060.3	4,906.3
Intangible assets .....	3	46.8	46.8	46.8
Available for sale financial assets .....	4	371.0	260.3	221.2
Derivative financial instruments .....	5	554.5	0.4	5.1
<b>Total non-current assets</b> .....		<u>6,443.4</u>	<u>5,367.8</u>	<u>5,179.4</u>
<b>Current assets</b>				
Inventories .....	6	2.1	2.5	2.7
Other assets .....	7	138.7	124.2	67.7
Current tax .....	12	0.8	1.1	-
Trade receivables .....	8	60.1	58.1	56.1
Derivative financial instruments .....	5	744.4	16.7	78.1
Restricted cash .....	9	6.7	13.3	24.7
Financial assets: cash > 3 months .....		3,604.6	1,498.3	2,293.4
Cash and cash equivalents .....		1,184.6	1,730.1	1,240.9
<b>Total current assets</b> .....		<u>5,742.0</u>	<u>3,444.3</u>	<u>3,763.6</u>
<b>Total assets</b> .....		<u>12,185.4</u>	<u>8,812.1</u>	<u>8,943.0</u>
<b>Current liabilities</b>				
Trade payables .....		196.5	150.0	138.3
Accrued expenses and other liabilities .....	10	1,938.2	1,561.2	1,341.4
Current maturities of debt .....	11	399.6	467.9	399.9
Current tax .....	12	-	-	0.3
Derivative financial instruments .....	5	811.7	95.4	31.8
<b>Total current liabilities</b> .....		<u>3,346.0</u>	<u>2,274.5</u>	<u>1,911.7</u>
<b>Non-current liabilities</b>				
Provisions .....	13	180.8	133.9	135.9
Derivative financial instruments .....	5	73.4	43.2	50.1
Deferred tax .....	12	462.3	368.6	346.5
Other creditors .....	14	55.8	90.4	127.8
Non-current maturities of debt .....	11	4,032.0	2,615.7	3,098.4
<b>Total non-current liabilities</b> .....		<u>4,804.3</u>	<u>3,251.8</u>	<u>3,758.7</u>
<b>Shareholders' equity</b>				
Issued share capital .....	15	8.7	8.8	9.2
Share premium account .....	15	718.6	704.2	687.8
Other undenominated capital .....		1.3	1.2	0.8
Retained earnings .....		2,706.2	2,465.1	2,418.6
Other reserves .....	16	600.3	106.5	156.2
<b>Shareholders' equity</b> .....		<u>4,035.1</u>	<u>3,285.8</u>	<u>3,272.6</u>
<b>Total liabilities and shareholders' equity</b> .....		<u>12,185.4</u>	<u>8,812.1</u>	<u>8,943.0</u>

The accompanying notes are an integral part of the financial information.

On behalf of the Board

M. O'Leary  
Director

D. Bonderman  
Director

July 24, 2015

## Consolidated Income Statement

		Year ended March 31, 2015	Year ended March 31, 2014	Year ended March 31, 2013
	Note	€M	€M	€M
<b>Operating revenues</b>				
Scheduled revenues.....	17	4,260.3	3,789.5	3,819.8
Ancillary revenues .....	17	1,393.7	1,247.2	1,064.2
<b>Total operating revenues – continuing operations .....</b>	17	<u>5,654.0</u>	<u>5,036.7</u>	<u>4,884.0</u>
<b>Operating expenses</b>				
Fuel and oil .....		(1,992.1)	(2,013.1)	(1,885.6)
Airport and handling charges .....		(712.8)	(617.2)	(611.6)
Route charges.....		(547.4)	(522.0)	(486.6)
Staff costs .....	18	(502.9)	(463.6)	(435.6)
Depreciation.....	2	(377.7)	(351.8)	(329.6)
Marketing, distribution and other.....		(233.9)	(192.8)	(197.9)
Maintenance, materials and repairs .....		(134.9)	(116.1)	(120.7)
Aircraft rentals .....		(109.4)	(101.5)	(98.2)
<b>Total operating expenses .....</b>		<u>(4,611.1)</u>	<u>(4,378.1)</u>	<u>(4,165.8)</u>
<b>Operating profit – continuing operations .....</b>		1,042.9	658.6	718.2
<b>Other income/(expense)</b>				
Finance expense.....	20	(74.2)	(83.2)	(99.3)
Finance income .....		17.9	16.5	27.4
Foreign exchange (loss)/gain .....		(4.2)	(0.5)	4.6
<b>Total other expenses .....</b>		<u>(60.5)</u>	<u>(67.2)</u>	<u>(67.3)</u>
<b>Profit before tax .....</b>		982.4	591.4	650.9
Tax expense on profit on ordinary activities .....	12	(115.7)	(68.6)	(81.6)
<b>Profit for the year – all attributable to equity holders of parent ..</b>		<u>866.7</u>	<u>522.8</u>	<u>569.3</u>
Basic earnings per ordinary share (euro cent).....	22	62.59	36.96	39.45
Diluted earnings per ordinary share (euro cent).....	22	62.46	36.86	39.33
Number of ordinary shares (in Ms).....	22	1,384.7	1,414.6	1,443.1
Number of diluted shares (in Ms) .....	22	<u>1,387.6</u>	<u>1,418.2</u>	<u>1,447.4</u>

The accompanying notes are an integral part of the financial information.

On behalf of the Board

M. O’Leary  
Director

D. Bonderman  
Director

July 24, 2015

## Consolidated Statement of Comprehensive Income

	Year ended March 31, 2015	Year ended March 31, 2014	Year ended March 31, 2013
	<u>€M</u>	<u>€M</u>	<u>€M</u>
<b>Profit for the year</b> .....	866.7	522.8	569.3
<b>Other comprehensive income:</b>			
<b>Items that will never be reclassified to profit or loss:</b>			
Net actuarial (loss) from retirement benefit plans .....	(2.4)	(1.6)	(1.1)
	<u>(2.4)</u>	<u>(1.6)</u>	<u>(1.1)</u>
<b>Items that may or will be reclassified subsequently to profit or loss:</b>			
<b>Cash-flow hedge reserve-effective portion of fair value changes to derivatives:</b>			
Effective portion of changes in fair value of cash-flow hedges .....	363.4	(108.0)	(128.4)
Net change in fair value of cash-flow hedges transferred to property, plant and equipment .....	(40.0)	(0.1)	4.7
Net change in fair value of cash-flow hedges transferred to profit or loss .....	68.3	24.4	(14.4)
Net movements in cash-flow hedge reserve .....	<u>391.7</u>	<u>(83.7)</u>	<u>(138.1)</u>
<b>Available for sale financial asset:</b>			
Net increase in fair value of available-for-sale asset .....	110.7	39.1	71.5
	<u>500.0</u>	<u>(44.6)</u>	<u>(66.6)</u>
<b>Total other comprehensive expense for the year, net of income tax</b> .....	<u>500.0</u>	<u>(46.2)</u>	<u>(67.7)</u>
<b>Total comprehensive income for the year – all attributable to equity holders of parent</b> .....	<u>1,366.7</u>	<u>476.6</u>	<u>501.6</u>

The accompanying notes are an integral part of the financial information.

On behalf of the Board

M. O'Leary  
Director

D. Bonderman  
Director

July 24, 2015

**Consolidated Statement of Changes in Shareholders' Equity**

	Ordinary Shares	Issued Share Capital	Share Premium Account	Retained Earnings	Other Undenom- -inated Capital	<u>Other Reserves</u>			Total
	M	€M	€M	€M	€M	Treasury €M	Hedging €M	Other Reserve s €M	€M
<b>Balance at March 31, 2012.....</b>	<b>1,455.6</b>	<b>9.3</b>	<b>666.4</b>	<b>2,400.1</b>	<b>0.7</b>	<b>-</b>	<b>138.6</b>	<b>91.6</b>	<b>3,306.7</b>
Profit for the year .....	-	-	-	569.3	-	-	-	-	569.3
<i>Other comprehensive income</i>									
Net actuarial losses from retirement benefits plan .....	-	-	-	(1.1)	-	-	-	-	(1.1)
Net movements in cash-flow reserve.....	-	-	-	-	-	-	(138.1)	-	(138.1)
Net change in fair value of available- for-sale asset.....	-	-	-	-	-	-	-	71.5	71.5
Total other comprehensive income/ (loss).....	-	-	-	(1.1)	-	-	(138.1)	71.5	(67.7)
Total comprehensive income.....	-	-	-	568.2	-	-	(138.1)	71.5	501.6
<i>Transactions with owners of the Company, recognised directly in equity</i>									
Issue of ordinary equity shares .....	6.5	-	21.4	-	-	-	-	-	21.4
Repurchase of ordinary equity shares.....	-	-	-	(67.5)	-	-	-	-	(67.5)
Cancellation of repurchased ordinary shares.....	(15.0)	(0.1)	-	-	0.1	-	-	-	-
Share-based payments .....	-	-	-	-	-	-	-	1.9	1.9
Dividend Paid.....	-	-	-	(491.5)	-	-	-	-	(491.5)
Transfer of exercised share-based awards .....	-	-	-	9.3	-	-	-	(9.3)	-
<b>Balance at March 31, 2013.....</b>	<b>1,447.1</b>	<b>9.2</b>	<b>687.8</b>	<b>2,418.6</b>	<b>0.8</b>	<b>-</b>	<b>0.5</b>	<b>155.7</b>	<b>3,272.6</b>
Profit for the year .....	-	-	-	522.8	-	-	-	-	522.8
<i>Other comprehensive income</i>									
Net actuarial losses from retirement benefits plan.....	-	-	-	(1.6)	-	-	-	-	(1.6)
Net movements in cash-flow reserve.....	-	-	-	-	-	-	(83.7)	-	(83.7)
Net change in fair value of available for sale asset.....	-	-	-	-	-	-	-	39.1	39.1
Total other comprehensive income/(loss).....	-	-	-	(1.6)	-	-	(83.7)	39.1	(46.2)
Total comprehensive income	-	-	-	521.2	-	-	(83.7)	39.1	476.6
<i>Transactions with owners of the Company, recognised directly in equity</i>									
Issue of ordinary equity shares.....	5.7	-	16.4	-	-	-	-	-	16.4
Share-based payments.....	-	-	-	-	-	-	-	1.9	1.9
Repurchase of ordinary equity shares.....	-	-	-	(481.7)	-	-	-	-	(481.7)
Cancellation of repurchased ordinary shares.....	(69.5)	(0.4)	-	-	0.4	-	-	-	-
Transfer of exercised and expired share- based awards.....	-	-	-	7.0	-	-	-	(7.0)	-
<b>Balance at March 31, 2014.....</b>	<b>1,383.3</b>	<b>8.8</b>	<b>704.2</b>	<b>2,465.1</b>	<b>1.2</b>	<b>-</b>	<b>(83.2)</b>	<b>189.7</b>	<b>3,285.8</b>

## Consolidated Statement of Changes in Shareholders' Equity Continued

	Ordinary Shares M	Issued Share Capital €M	Share Premium Account €M	Retained Earnings €M	Other Undenom- inated Capital €M	<u>Other Reserves</u>			Total €M
						Treasury €M	Hedging €M	Other Reserves €M	
Profit for the year.....	-	-	-	866.7	-	-	-	-	866.7
<i>Other comprehensive income</i>									
Net actuarial losses from retirement benefits plan.....	-	-	-	(2.4)	-	-	-	-	(2.4)
Net movements in cash-flow reserve.....	-	-	-	-	-	-	391.7	-	391.7
Net change in fair value of available-for -sale asset.....	-	-	-	-	-	-	-	110.7	110.7
Total other comprehensive income/(loss).....	-	-	-	(2.4)	-	-	391.7	110.7	500.0
Total comprehensive income.....	-	-	-	864.3	-	-	391.7	110.7	1,366.7
<i>Transactions with owners of the Company, recognised directly in equity</i>							-		
Issue of ordinary equity shares.....	5.0	-	14.4	-	-	-	-	-	14.4
Share-based payments.....	-	-	-	-	-	-	-	0.5	0.5
Repurchase of ordinary equity shares.....	-	-	-	(108.8)	-	(3.2)	-	-	(112.0)
Cancellation of repurchased ordinary shares.....	(10.6)	(0.1)	-	-	0.1	-	-	-	-
Dividend paid.....	-	-	-	(520.3)	-	-	-	-	(520.3)
Transfer of exercised and expired share-based awards.....	-	-	-	5.9	-	-	-	(5.9)	-
<b>Balance at March 31, 2015.....</b>	<b>1,377.7</b>	<b>8.7</b>	<b>718.6</b>	<b>2,706.2</b>	<b>1.3</b>	<b>(3.2)</b>	<b>308.5</b>	<b>295.0</b>	<b>4,035.1</b>

The accompanying notes are an integral part of the financial information.



## Consolidated Statement of Cash Flows

	Year ended March 31, 2015	Year ended March 31, 2014	Year ended March 31, 2013
	€M	€M	€M
<b>Operating activities</b>			
Profit after tax .....	866.7	522.8	569.3
<b>Adjustments to reconcile profit after tax to net cash provided by operating activities</b>			
Depreciation.....	377.7	351.8	329.6
Retirement costs .....	0.2	(1.2)	-
Tax expense on profit on ordinary activities .....	115.7	68.6	81.6
Share-based payments charge .....	0.5	1.9	1.9
Decrease in inventories .....	0.4	0.2	0.1
(Increase) in trade receivables .....	(2.0)	(2.0)	(4.6)
(Increase) in other current assets.....	(12.3)	(56.6)	(5.0)
Increase/(decrease) in trade payables.....	46.5	11.7	(42.9)
Increase in accrued expenses .....	364.4	220.7	107.2
(Decrease) in other creditors.....	(34.6)	(37.4)	(18.5)
Increase/(decrease) in provisions.....	44.0	(2.7)	31.1
(Increase)/decrease in finance income .....	(2.2)	0.1	2.2
Increase/(decrease) in finance expense .....	12.8	(0.9)	(2.7)
Income tax paid .....	(88.4)	(32.4)	(25.8)
<b>Net cash provided by operating activities .....</b>	<b>1,689.4</b>	<b>1,044.6</b>	<b>1,023.5</b>
<b>Investing activities</b>			
Capital expenditure (purchase of property, plant and equipment) .....	(788.5)	(505.8)	(310.7)
Decrease in restricted cash.....	6.6	11.4	10.4
(Increase)/decrease in financial assets: cash > 3 months.....	(2,106.3)	795.1	(1,521.2)
<b>Net cash (used)/provided by investing activities .....</b>	<b>(2,888.2)</b>	<b>300.7</b>	<b>(1,821.5)</b>
<b>Financing activities</b>			
Shares purchased under share buy-back programme .....	(112.0)	(481.7)	(67.5)
Net proceeds from shares issued.....	14.4	16.4	21.4
Dividend paid .....	(520.3)	-	(491.5)
Proceeds from long term borrowings .....	1,690.9	-	234.6
Repayments of long term borrowings.....	(419.7)	(390.8)	(366.4)
<b>Net cash provided by financing activities.....</b>	<b>653.3</b>	<b>(856.1)</b>	<b>(669.4)</b>
<b>(Decrease)/Increase in cash and cash equivalents .....</b>	<b>(545.5)</b>	<b>489.2</b>	<b>(1,467.4)</b>
Cash and cash equivalents at beginning of year .....	1,730.1	1,240.9	2,708.3
<b>Cash and cash equivalents at end of year .....</b>	<b>1,184.6</b>	<b>1,730.1</b>	<b>1,240.9</b>

The accompanying notes are an integral part of the financial information.

## Notes forming part of the Consolidated Financial Statements

### 1 Basis of preparation and significant accounting policies

The accounting policies applied in the preparation of the consolidated financial statements for the 2015 fiscal year are set out below. These have been applied consistently for all periods presented, except as otherwise stated.

#### *Business activity*

Ryanair Limited and its subsidiaries ("Ryanair Limited") has operated as an international airline since commencing operations in 1985. On August 23, 1996, Ryanair Holdings Limited, a newly formed holding company, acquired the entire issued share capital of Ryanair Limited. On May 16, 1997, Ryanair Holdings Limited re-registered as a public limited company, Ryanair Holdings plc (the "Company"). Ryanair Holdings plc and its subsidiaries are hereafter together referred to as "Ryanair Holdings plc" (or "we", "our", "us", "Ryanair" or the "Company") and currently operate a low-fares airline headquartered in Dublin, Ireland. All trading activity continues to be undertaken by the group of companies headed by Ryanair Limited.

#### *Statement of compliance*

In accordance with the International Accounting Standards ("IAS") Regulation (EC 1606 (2002)) which applies throughout the European Union ("EU"), the consolidated financial statements have been prepared in accordance with International Accounting Standards and International Financial Reporting Standards ("IFRS") as adopted by the EU ("IFRS as adopted by the EU"), which are effective for the year ended and as at March 31, 2015. In addition to complying with its legal obligation to comply with IFRS as adopted by the EU, the consolidated financial statements have been prepared in accordance with IFRS as issued by the International Accounting Standards Board ("IASB") ("IFRS as issued by the IASB"). The consolidated financial statements have also been prepared in accordance with the Companies Acts 2014.

Details of legislative changes and new accounting standards or amendments to accounting standards, which are not yet effective and have not been early adopted in these consolidated financial statements, and the likely impact on future financial statements are set forth below in the prospective accounting changes section.

#### *New accounting standards adopted during the year*

The following new and amended standards, that have been issued by the International Accounting Standards Board (IASB), and are effective under those standards for the first time for the financial year beginning on or after January 1, 2014, and have also been endorsed by the EU, have been applied by the Group for the first time in the consolidated financial statements;

- IAS 32 (amendment) "Offsetting Financial Assets and Financial Liabilities" (effective for fiscal periods beginning on or after January 1, 2014).
- IAS 39 (amendment) "Novation of Derivatives and Continuation of Hedge Accounting" (effective for fiscal periods beginning on or after January 1, 2014).
- IFRIC 21 "Levies" (effective for fiscal periods beginning on or after January 1, 2014).

The adoption of these new or amended standards did not have a material impact on our financial position or results from operations in the year ended March 31, 2015.

### ***Basis of preparation***

These consolidated financial statements are presented in euro millions, the euro being the functional currency of the parent entity and the majority of the group companies. They are prepared on the historical cost basis, except for derivative financial instruments and available-for-sale securities which are stated at fair value, and share-based payments, which are based on fair value determined as at the grant date of the relevant share options. Certain non-current assets, when they are classified as held for sale, are stated at the lower of cost and fair value less costs to sell.

### ***Critical accounting policies***

The preparation of financial statements in conformity with IFRS requires management to make judgements, estimates and assumptions that affect the application of policies and reported amounts of assets and liabilities, income and expenses. These estimates and associated assumptions are based on historical experience and various other factors believed to be reasonable under the circumstances, and the results of such estimates form the basis of judgements about carrying values of assets and liabilities that are not readily apparent from other sources. Actual results could differ materially from these estimates. These underlying assumptions are reviewed on an ongoing basis. A revision to an accounting estimate is recognised in the period in which the estimate is revised if the revision affects only that period or in the period of the revision and future periods if these are also affected. Principal sources of estimation uncertainty have been set forth in the critical accounting policies section below. Actual results may differ from estimates.

The Company believes that its critical accounting policies, which are those that require management's most difficult, subjective and complex judgements, are those described in this section. These critical accounting policies, the judgements and other uncertainties affecting application of these policies and the sensitivity of reported results to changes in conditions and assumptions are factors to be considered in reviewing the consolidated financial statements.

### ***Long-lived assets***

As of March 31, 2015, Ryanair had €5.5 billion of property, plant and equipment long-lived assets, virtually all of which consisted of aircraft. In accounting for long-lived assets, Ryanair must make estimates about the expected useful lives of the assets, the expected residual values of the assets and the potential for impairment based on the fair value of the assets and the cash flows they generate.

In estimating the lives and expected residual values of its aircraft, Ryanair has primarily relied on its own and industry experience, recommendations from Boeing, the manufacturer of all of the Company's aircraft, and other data available in the marketplace. Subsequent revisions to these estimates, which can be significant, could be caused by changes to Ryanair's maintenance programme, changes in utilisation of the aircraft, changes to governmental regulations on aging aircraft, and changing market prices for new and used aircraft of the same or similar types. Ryanair evaluates its estimates and assumptions in each reporting period, and, when warranted, adjusts these assumptions. Generally, these adjustments are accounted for on a prospective basis, through depreciation expense.

Ryanair periodically evaluates its long-lived assets for impairment. Factors that would indicate potential impairment would include, but are not limited to, significant decreases in the market value of an aircraft, a significant change in an aircraft's physical condition and operating or cash flow losses associated with the use of the aircraft. While the airline industry as a whole has experienced many of these factors from time to time, Ryanair has not yet been seriously impacted and continues to record positive cash flows from these long-lived assets. Consequently, Ryanair has not yet identified any impairments related to its existing aircraft fleet. The Company will continue to monitor its long-lived assets and the general airline operating environment.

The Company's estimate of the recoverable amount of aircraft residual values is 15% of current market value of new aircraft, determined periodically, based on independent valuations and actual aircraft disposals during prior periods. Aircraft are depreciated over a useful life of 23 years from the date of manufacture to residual value.

### *Heavy maintenance*

An element of the cost of an acquired aircraft is attributed, on acquisition, to its service potential, reflecting the maintenance condition of the engines and airframe.

For aircraft held under operating lease agreements, Ryanair is contractually committed to either return the aircraft in a certain condition or to compensate the lessor based on the actual condition of the airframe, engines and life-limited parts upon return. In order to fulfill such conditions of the lease, maintenance, in the form of major airframe overhaul, engine maintenance checks, and restitution of major life-limited parts, is required to be performed during the period of the lease and upon return of the aircraft to the lessor. The estimated airframe and engine maintenance costs and the costs associated with the restitution of major life-limited parts, are accrued and charged to profit or loss over the lease term for this contractual obligation, based on the present value of the estimated future cost of the major airframe overhaul, engine maintenance checks, and restitution of major life-limited parts, calculated by reference to the number of hours flown or cycles operated during the year.

Ryanair's aircraft operating lease agreements typically have a term of seven years, which closely correlates with the timing of heavy maintenance checks. The contractual obligation to maintain and replenish aircraft held under operating lease exists independently of any future actions within the control of Ryanair.

While Ryanair may, in very limited circumstances, sub-lease its aircraft, it remains fully liable to perform all of its contractual obligations under the 'head lease' notwithstanding any such sub-leasing.

Both of these elements of accounting policies involve the use of estimates in determining the quantum of both the initial maintenance asset and/or the amount of provisions to be recorded and the respective periods over which such amounts are charged to income. In making such estimates, Ryanair has primarily relied on its own and industry experience, industry regulations and recommendations from Boeing; however, these estimates can be subject to revision, depending on a number of factors, such as the timing of the planned maintenance, the ultimate utilisation of the aircraft, changes to government regulations and increases or decreases in estimated costs. Ryanair evaluates its estimates and assumptions in each reporting period and, when warranted, adjusts its assumptions, which generally impact maintenance and depreciation expense in the income statement on a prospective basis.

### *Tax Audits*

Income tax on the profit or loss for the year comprises current and deferred tax. Current tax payable on taxable profits is recognised as an expense in the period in which the profits arise using tax rates enacted or substantively enacted at the balance sheet date. Deferred tax is provided in full, using the balance sheet liability method on temporary differences arising from the tax basis of assets and liabilities and their carrying amount in the consolidated financial statements.

Social insurance, passenger taxes and sales taxes are recorded as a liability based on laws enacted in the jurisdictions to which they relate. Liabilities are recorded when an obligation has been incurred.

Ryanair reviews its tax obligations by jurisdiction regularly. There are many complexities and judgements in determining tax obligations due to the inherent complexity of tax law, the manner in which airline businesses are carried out whereby operations can begin and end in different jurisdictions and assumptions made about the timing and amount of individual balances to be included in financial statements and tax returns.

Ryanair has an internal tax group and takes professional advice on more complex matters in estimating its tax liabilities. Ryanair also deals extensively with revenue authorities in each jurisdiction in which it operates. Tax liabilities are based on the best estimate of the likely obligation at each reporting period. These estimates are subject to revision based on the outcome of tax audits and discussions with revenue authorities that can take several years to conclude.

### ***Basis of consolidation***

The consolidated financial statements comprise the financial statements of Ryanair Holdings plc and its subsidiary undertakings as of March 31, 2015. Subsidiaries are entities controlled by Ryanair. Control exists when Ryanair is exposed or has rights to variable returns from its involvement with the investee and has the ability to affect those returns through its power over the investee.

All inter-company account balances and any unrealised income or expenses arising from intra-group transactions have been eliminated in preparing the consolidated financial statements.

The results of subsidiary undertakings acquired or disposed of in the period are included in the consolidated income statement from the date of acquisition or up to the date of disposal. Upon the acquisition of a business, fair values are attributed to the separable net assets acquired.

### ***Foreign currency translation***

Items included in the financial statements of each of the group entities are measured using the currency of the primary economic environment in which the entity operates (the “functional currency”). The consolidated financial statements are presented in euro, which is the functional currency of the majority of the group entities.

Transactions arising in foreign currencies are translated into the respective functional currencies at the rates of exchange in effect at the dates of the transactions. Monetary assets and liabilities denominated in foreign currencies are re-translated at the rate of exchange prevailing at the balance sheet date. Non-monetary assets and liabilities denominated in foreign currencies are translated to euro at foreign exchange rates in effect at the dates the transactions were effected. Foreign currency differences arising on retranslation are recognised in profit or loss, except for differences arising on qualifying cash-flow hedges, which are recognised in other comprehensive income.

### ***Property, plant and equipment***

Property, plant and equipment is stated at historical cost less accumulated depreciation and provisions for impairments, if any. Cost includes expenditure that is directly attributable to the acquisition of the asset. Cost may also include transfers from other comprehensive income of any gain or loss on qualifying cash-flow hedges of foreign currency purchases of property, plant and equipment.

Borrowing costs directly attributable to the acquisition or construction of qualifying assets, which are assets that necessarily take a substantial period of time to get ready for their intended use, are capitalised, until such time until such time as the assets are substantially ready for their intended use. Investment income earned on the temporary investment of specific borrowings pending their expenditure on qualifying assets is deducted from the borrowing costs eligible for capitalisation.

Depreciation is calculated so as to write off the cost, less estimated residual value, of assets on a straight-line basis over their expected useful lives at the following annual rates:

	<b>Rate of Depreciation</b>
Hangar and buildings .....	5%
Plant and equipment (excluding aircraft) .....	20-33.3%
Fixtures and fittings .....	20%
Motor vehicles .....	33.3%

Aircraft are depreciated on a straight-line basis over their estimated useful lives to estimated residual values. The estimates of useful lives and residual values at year-end are:

<b>Aircraft Type</b>	<b>Number of Owned Aircraft at March 31, 2015</b>	<b>Useful Life</b>	<b>Residual Value</b>
Boeing 737-800s	257(a)	23 years from date of manufacture	15% of current market value of new aircraft, determined periodically

(a) The Company operated 308 aircraft as of March 31, 2015, of which 51 were leased.

The Company's estimate of the recoverable amount of aircraft residual values is 15% of current market value of new aircraft, determined periodically, based on independent valuations and actual aircraft disposals during prior periods.

An element of the cost of an acquired aircraft is attributed on acquisition to its service potential, reflecting the maintenance condition of its engines and airframe. This cost, which can equate to a substantial element of the total aircraft cost, is amortised over the shorter of the period to the next maintenance check (usually between 8 and 12 years for Boeing 737-800 aircraft) or the remaining life of the aircraft. The costs of subsequent major airframe and engine maintenance checks are capitalised and amortised over the shorter of the period to the next check or the remaining life of the aircraft.

Advance and option payments made in respect of aircraft purchase commitments and options to acquire aircraft are recorded at cost and separately disclosed within property, plant and equipment. On acquisition of the related aircraft, these payments are included as part of the cost of aircraft and are depreciated from that date.

Rotable spare parts held by the Company are classified as property, plant and equipment if they are expected to be used over more than one period.

Gains and losses on disposal of items of property, plant and equipment are determined by comparing the proceeds from disposal with the carrying amount of property, plant and equipment, and are recognised on a net basis within other income/(expenses) in profit or loss.

#### ***Aircraft maintenance costs***

The accounting for the cost of providing major airframe and certain engine maintenance checks for owned aircraft is described in the accounting policy for property, plant and equipment.

For aircraft held under operating lease agreements, Ryanair is contractually committed to either return the aircraft in a certain condition or to compensate the lessor based on the actual condition of the airframe, engines and life-limited parts upon return. In order to fulfill such conditions of the lease, maintenance, in the form of major airframe overhaul, engine maintenance checks, and restitution of major life-limited parts, is required to be performed during the period of the lease and upon return of the aircraft to the lessor. The estimated airframe and engine maintenance costs and the costs associated with the restitution of major life-limited parts, are accrued and charged to profit or loss over the lease term for this contractual obligation, based on the present value of the estimated future cost of the major airframe overhaul, engine maintenance checks, and restitution of major life-limited parts, calculated by reference to the number of hours flown or cycles operated during the year.

Ryanair's aircraft operating lease agreements typically have a term of seven years, which closely correlates with the timing of heavy maintenance checks. The contractual obligation to maintain and replenish aircraft held under operating lease exists independently of any future actions within the control of Ryanair. While Ryanair may, in very limited circumstances, sub-lease its aircraft, it remains fully liable to perform all of its contractual obligations under the 'head lease' notwithstanding any such sub-leasing.

All other maintenance costs, other than major airframe overhaul, engine maintenance checks, and restitution of major life-limited parts costs associated with leased aircraft, are expensed as incurred.

#### ***Intangible assets - landing rights***

Intangible assets acquired are recognised to the extent it is considered probable that expected future benefits will flow to the Company and the associated costs can be measured reliably. Landing rights acquired as part of a business combination are capitalised at fair value at that date and are not amortised, where those rights are considered to be indefinite. The carrying values of those rights are reviewed for impairment at each reporting date and are subject to impairment testing when events or changes in circumstances indicate that carrying values may not be recoverable. No impairment to the carrying values of the Company's intangible assets has been recorded to date.

### ***Available-for-sale securities***

The Company holds certain equity securities, which are classified as available-for-sale, and are measured at fair value, less incremental direct costs, on initial recognition. Such securities are classified as available-for-sale, rather than as an investment in an associate if the Company does not have the power to exercise significant influence over the investee. Subsequent to initial recognition they are measured at fair value and changes therein, other than impairment losses, are recognised in other comprehensive income and reflected in shareholders' equity in the consolidated balance sheet. Fair value losses, subsequent to any impairments are recognised in other comprehensive income against net cumulative gains in the reserve. Fair value losses below the impaired value are recognised in the income statement. The fair values of available-for-sale securities are determined by reference to quoted prices in active markets at each reporting date. When an investment is de-recognised the cumulative gain or loss in other comprehensive income is transferred to the income statement.

Such securities are considered to be impaired if there is objective evidence which indicates that events have occurred that can reasonably be expected to adversely affect the future cash flows of the securities, such that the future cash flows do not support the current fair value of the securities. This includes where there is a significant or prolonged decline in the fair value below its cost. All impairment losses are recognised in the income statement and any cumulative loss in respect of an available-for-sale asset recognised previously in other comprehensive income is also transferred to the income statement.

### ***Other financial assets***

Other financial assets (other than available-for-sale financial assets) comprise cash deposits of greater than three months' maturity. All amounts are categorised as loans and receivables and are carried initially at fair value and then subsequently at amortised cost, using the effective interest method in the balance sheet.

### ***Derivative financial instruments***

Ryanair is exposed to market risks relating to fluctuations in commodity prices, interest rates and currency exchange rates. The objective of financial risk management at Ryanair is to minimise the impact of commodity price, interest rate and foreign exchange rate fluctuations on the Company's earnings, cash flows and equity.

To manage these risks, Ryanair uses various derivative financial instruments, including interest rate swaps, foreign currency forward contracts and commodity contracts. These derivative financial instruments are generally held to maturity. The Company enters into these arrangements with the goal of hedging its operational and balance sheet risk. However, Ryanair's exposure to commodity price, interest rate and currency exchange rate fluctuations cannot be neutralised completely.

Derivative financial instruments are recognised initially at fair value. Subsequent to initial recognition, derivative financial instruments continue to be re-measured to fair value, and changes therein are accounted for as described below.

The fair value of interest rate swaps is computed by discounting the projected cash flows on the Company's swap arrangements to present value using an appropriate market rate of interest. The fair value of forward foreign exchange contracts and commodity contracts is determined based on the present value of the quoted forward price. The credit quality of Ryanair and counterparties are considered in setting fair value. Recognition of any resultant gain or loss depends on the nature of the item being hedged.

Where a derivative financial instrument is designated as a hedge of the variability in cash flows of a recognised asset or liability or a highly probable forecasted transaction, the effective part of any gain or loss on the derivative financial instrument is recognised in other comprehensive income (in the cash flow hedging reserve on the balance sheet). When the hedged forecasted transaction results in the recognition of a non-financial asset or liability, the cumulative gain or loss is removed from other comprehensive income and included in the initial measurement of that asset or liability. Otherwise the cumulative gain or loss is removed from other comprehensive income and recognised in the income statement at the same time as the hedged transaction. The ineffective part of any hedging transaction and the gain or loss thereon is recognised in the income statement immediately.

When a hedging instrument or hedge relationship is terminated but the underlying hedged transaction is still expected to occur, the cumulative gain or loss at that point remains in other comprehensive income and is recognised in accordance with the above policy when the transaction occurs. If the hedged transaction is no longer expected to take place, the cumulative unrealised gain or loss recognised in other comprehensive income is recognised in the income statement immediately.

Where a derivative financial instrument hedges the changes in fair value of a recognised asset or liability or an unrecognised firm commitment, any gain or loss on the hedging instrument is recognised in the income statement. The hedged item is also stated at fair value in respect of the risk being hedged, with any gain or loss also being recognised in the income statement.

### ***Inventories***

Inventories are stated at the lower of cost and net realisable value. Cost is based on invoiced price on an average basis for all stock categories. Net realisable value is calculated as the estimated selling price arising in the ordinary course of business, net of estimated selling costs.

### ***Trade and other receivables and payables***

Trade and other receivables and payables are stated on initial recognition at fair value plus any incremental direct costs and subsequently at amortised cost, net (in the case of receivables) of any impairment losses, which approximates fair value given the short-dated nature of these assets and liabilities.

### ***Cash and cash equivalents***

Cash represents cash held at banks and available on demand, and is categorised for measurement purposes as “loans and receivables.”

Cash equivalents are current asset investments (other than cash) that are readily convertible into known amounts of cash, typically cash deposits of more than one day but less than three months at the date of purchase. Deposits with maturities greater than three months are recognised as short-term investments, are categorised as loans and receivables and are carried initially at fair value and then subsequently at amortised cost, using the effective-interest method.

### ***Interest-bearing loans and borrowings***

All loans and borrowings are initially recorded at fair value, being the fair value of the consideration received, net of attributable transaction costs. Subsequent to initial recognition, non-current interest-bearing loans are measured at amortised cost, using the effective interest yield methodology.

### ***Leases***

Leases under which the Company assumes substantially all of the risks and rewards of ownership are classified as finance leases. Assets held under finance leases are capitalised in the balance sheet, at an amount equal to the lower of their fair value and the present value of the minimum lease payments, and are depreciated over their estimated useful lives. The present values of the future lease payments are recorded as obligations under finance leases and the interest element of a lease obligation is charged to the income statement over the period of the lease in proportion to the balances outstanding.

Other leases are operating leases and the associated leased assets are not recognised on the Company's balance sheet. Expenditure arising under operating leases is charged to the income statement as incurred. The Company also enters into sale-and-leaseback transactions whereby it sells the rights to an aircraft to an external party and subsequently leases the aircraft back, by way of an operating lease. Any profit or loss on the disposal where the price achieved is not considered to be at fair value is spread over the period during which the asset is expected to be used. The profit or loss amount deferred is included within “other creditors” and split into components of greater than and less than one year.



### ***Provisions and contingencies***

A provision is recognised in the balance sheet when there is a present legal or constructive obligation as a result of a past event, and it is probable that an outflow of economic benefit will be required to settle the obligation. If the effect is material, provisions are determined by discounting the expected future outflow at a pre-tax rate that reflects current market assessments of the time value of money and, when appropriate, the risks specific to the liability.

The Company assesses the likelihood of any adverse outcomes to contingencies, including legal matters, as well as probable losses. We record provisions for such contingencies when it is probable that a liability will be incurred and the amount of the loss can be reasonably estimated. A contingent liability is disclosed where the existence of the obligation will only be confirmed by future events, or where the amount of the obligation cannot be measured with reasonable reliability. Provisions are re-measured at each balance sheet date based on the best estimate of the settlement amount.

In relation to legal matters, we develop estimates in consultation with internal and external legal counsel taking into account the relevant facts and circumstances known to us. The factors that we consider in developing our legal provisions include the merits and jurisdiction of the litigation, the nature and number of other similar current and past litigation cases, the nature of the subject matter of the litigation, the likelihood of settlement and current state of settlement discussions, if any.

### ***Segment reporting***

Operating segments are reported in a manner consistent with the internal organisational and management structure and the internal reporting information provided to the chief operating decision maker, who is responsible for allocating resources and assessing performance of operating segments. The Company is managed as a single business unit that provides low fares airline-related services, including scheduled services, and ancillary services including hotel, travel insurance and internet and other related services to third parties, across a European route network.

### ***Income statement classification and presentation***

Individual income statement captions have been presented on the face of the income statement, together with additional line items, headings and sub-totals, where it is determined that such presentation is relevant to an understanding of our financial performance, in accordance with IAS 1, “*Presentation of Financial Statements*”.

Expenses are classified and presented in accordance with the nature-of-expenses method. We disclose separately on the face of the income statement, within other income and expense, losses on the impairment of available-for-sale financial assets and gains or losses on disposal of property, plant and equipment. The nature of the Company’s available-for-sale asset is that of a financial investment; accordingly any impairment of the investment is categorised as finance expense and included in other income/(expense) as a separate line item. The presentation of gains or losses on the disposal of property, plant and equipment within other income/(expense) accords with industry practice.

### ***Revenues***

Scheduled revenues comprise the invoiced value of airline and other services, net of government taxes. Revenue from the sale of flight seats is recognised in the period in which the service is provided. Unearned revenue represents flight seats sold but not yet flown and a provision for government tax refund claims attributable to unused tickets, and is included in accrued expenses and other liabilities. Revenue, net of government taxes, is released to the income statement as passengers fly. Unused tickets are recognised as revenue on a systematic basis, such that twelve months of time expired revenues are recognised in revenue in each fiscal year. Miscellaneous fees charged for any changes to flight tickets are recognised in revenue immediately.

Ancillary revenues are recognised in the income statement in the period the ancillary services are provided.

### ***Share-based payments***

The Company engages in equity-settled, share-based payment transactions in respect of services received from certain of its employees. The fair value of the services received is measured by reference to the fair value of the share options on the date of the grant. The grant measurement date is the date that a shared understanding of the terms of the award is established between the Company and the employee. The cost of the employee services received in respect of the share options granted is recognised in the income statement over the period that the services are received, which is the vesting period, with a corresponding increase in equity. To the extent that service is provided prior to the grant measurement date, the fair value of the share options is initially estimated and re-measured at each balance sheet date until the grant measurement date is achieved. The fair value of the options granted is determined using a binomial lattice option-pricing model, which takes into account the exercise price of the option, the current share price, the risk-free interest rate, the expected volatility of the Ryanair Holdings plc share price over the life of the option and other relevant factors. Non-market vesting conditions are taken into account by adjusting the number of shares or share options included in the measurement of the cost of employee services so that ultimately, the amount recognised in the income statement reflects the number of vested shares or share options.

### ***Retirement benefit obligations***

The Company provides certain employees with post-retirement benefits in the form of pensions. The Company currently operates a number of defined contribution schemes and a small defined benefit pension scheme in the U.K.

Costs arising in respect of the Company's defined contribution pension schemes (where fixed contributions are paid into the scheme and there is no legal or constructive obligation to pay further amounts) are charged to the income statement in the period in which they are incurred. Any contributions unpaid at the balance sheet date are included as a liability.

A defined benefit plan is a post-employment benefit plan other than a defined-contribution plan. The liabilities and costs associated with the Company's defined benefit pension scheme are assessed on the basis of the projected unit credit method by professionally qualified actuaries and are arrived at using actuarial assumptions based on market expectations at the balance sheet date. The net obligation in respect of defined benefit schemes is calculated separately for each plan by estimating the amount of future benefits that employees have earned in return for their service in the current and prior periods. That benefit is discounted to determine its present value and the fair value of any plan asset is deducted. The discount rates employed in determining the present value of each scheme's liabilities are determined by reference to market yields at the balance sheet date of high quality corporate bonds in the same currency and term that is consistent with those of the associated pension obligations. The net surplus or deficit arising on the Company's defined-benefit scheme is shown within non-current assets or liabilities on the balance sheet. The deferred tax impact of any such amount is disclosed separately within deferred tax.

Re-measurements, comprising actuarial gains and losses and the return on plan assets (excluding net interest), are recognised immediately in the balance sheet with a corresponding debit or credit to retained earnings through other comprehensive income in the period in which they occur.

### ***Taxation***

Income tax on the profit or loss for a year comprises current and deferred tax. Income tax is recognised in the income statement except to the extent that it relates to items recognised in other comprehensive income (such as certain hedging derivative financial instruments, available-for-sale assets, retirement benefit obligations). Current tax payable on taxable profits is recognised as an expense in the period in which the profits arise using tax rates enacted or substantively enacted at the balance sheet date.

Deferred income tax is provided in full, using the balance sheet liability method, on temporary differences arising from the tax bases of assets and liabilities and their carrying amounts in the consolidated financial statements. Deferred income tax is determined using tax rates and legislation enacted or substantively enacted by the balance sheet date and expected to apply when the temporary differences reverse.

The following temporary differences are not provided for: (i) the initial recognition of assets and liabilities that effect neither accounting nor taxable profit and (ii) differences relating to investments in subsidiaries to the extent that it is probable they will not reverse in the future.

A deferred tax asset is recognised to the extent that it is probable that future taxable profits will be available against which temporary differences can be utilised. The carrying amounts of deferred tax assets are reviewed at each balance sheet date and reduced to the extent that it is no longer probable that a sufficient taxable profit will be available to allow all or part of the deferred tax asset to be realised.

Social insurance, passenger taxes and sales taxes are recorded as a liability based on laws enacted in the jurisdictions to which they relate. Liabilities are recorded when an obligation has been incurred.

Tax liabilities are based on the best estimate of the likely obligation at each reporting period. These estimates are subject to revision based on the outcome of tax audits and discussions with revenue authorities that can take several years to conclude.

### ***Share capital***

Ordinary shares are classified as equity. Incremental costs directly attributable to the issuance of ordinary shares and share options are recognised as a deduction from equity, net of any tax effects. When share capital recognised as equity is repurchased, the amount of consideration paid, which includes any directly attributable costs, net of any tax effects, is recognised as a deduction from equity. Repurchased shares are classified as treasury shares and are presented as a deduction from total equity, until they are cancelled.

### ***Prospective accounting changes, new standards and interpretations not yet adopted***

The following new or revised IFRS standards and IFRIC interpretations will be adopted for purposes of the preparation of future financial statements, where applicable. Those that are not as yet EU endorsed are flagged below. We do not anticipate that the adoption of these new or revised standards and interpretations will have a material impact on our financial position or results from operations.

- Defined Benefit Plans: Employee Contributions (Amendments to IAS 19) (effective for fiscal periods beginning on or after July 1, 2014).\*\*
- IFRS 9, “Financial Instruments” (2014) (effective for fiscal periods beginning on or after January 1, 2018).\*
- “Annual Improvements to IFRSs”. 2010-2012 Cycle (effective for fiscal periods beginning on or after July 1, 2014).\*\*
- “Annual Improvements to IFRSs”. 2011-2013 Cycle (effective for fiscal periods beginning on or after July 1, 2014).\*\*
- “Annual Improvements to IFRSs”. 2012-2014 Cycle (effective for fiscal periods beginning on or after January 1, 2016).\*
- Amendments to IFRS 10 and IAS 28 — Sales or contributions of assets between an investor and its associate/joint venture (effective for fiscal periods beginning on or after January 1, 2016).\*
- Amendments to IFRS 11: “Accounting for Acquisitions of Interests in Joint Operations” (effective for fiscal periods beginning on or after January 1, 2016).\*
- IFRS 14, “Regulatory Deferral Accounts” (effective for fiscal periods beginning on or after January 1, 2016).\*
- Amendments to IAS 16 and IAS 38: “Clarification of Acceptable Methods of Depreciation and Amortisation” (effective for fiscal periods beginning on or after January 1, 2016).\*

- IFRS 15, “Revenue from Contracts with Customers” (expected to be effective for fiscal periods beginning on or after January 1, 2018).\*
- Amendments to IAS 27: “Equity Method in Separate Financial Statements” (effective for fiscal periods beginning on or after January 1, 2016).\*
- Amendments to IAS 1: “Disclosure Initiative” (effective for fiscal periods beginning on or after January 1, 2016).\*

\* These standards or amendments to standards are not as yet EU endorsed.

\*\* These standards or amendments to standards have been EU endorsed and have an effective date for periods beginning after February 1, 2015 or can be early adopted.

## 2 Property, plant and equipment

	<b>Aircraft</b>	<b>Hangar and</b>	<b>Plant and</b>	<b>Fixtures</b>	<b>Motor</b>	<b>Total</b>
	<b>€M</b>	<b>Buildings</b>	<b>Equipment</b>	<b>and</b>	<b>Vehicles</b>	<b>€M</b>
	<b>€M</b>	<b>€M</b>	<b>€M</b>	<b>Fittings</b>	<b>€M</b>	<b>€M</b>
	<b>€M</b>	<b>€M</b>	<b>€M</b>	<b>€M</b>	<b>€M</b>	<b>€M</b>
<b>Year ended March 31, 2015</b>						
<b>Cost</b>						
At March 31, 2014.....	6,815.7	67.3	26.6	36.5	2.4	6,948.5
Additions in year .....	777.0	0.1	2.9	8.4	0.1	788.5
Disposals in year.....	(54.6)	-	-	(0.8)	-	(55.4)
At March 31, 2015.....	7,538.1	67.4	29.5	44.1	2.5	7,681.6
<b>Depreciation</b>						
At March 31, 2014.....	1,814.6	18.3	21.5	31.6	2.2	1,888.2
Charge for year .....	367.7	3.4	2.5	4.0	0.1	377.7
Eliminated on disposal.....	(54.6)	-	-	(0.8)	-	(55.4)
At March 31, 2015.....	2,127.7	21.7	24.0	34.8	2.3	2,210.5
<b>Net book value</b>						
At March 31, 2015.....	5,410.4	45.7	5.5	9.3	0.2	5,471.1
<b>Year ended March 31, 2014</b>						
<b>Cost</b>						
At March 31, 2013.....	6,409.6	58.8	23.2	33.2	2.3	6,527.1
Additions in year .....	490.5	8.5	3.4	3.3	0.1	505.8
Disposals in year.....	(84.4)	-	-	-	-	(84.4)
At March 31, 2014.....	6,815.7	67.3	26.6	36.5	2.4	6,948.5
<b>Depreciation</b>						
At March 31, 2013.....	1,555.1	15.7	19.3	28.6	2.1	1,620.8
Charge for year .....	343.9	2.6	2.2	3.0	0.1	351.8
Eliminated on disposal.....	(84.4)	-	-	-	-	(84.4)
At March 31, 2014.....	1,814.6	18.3	21.5	31.6	2.2	1,888.2
<b>Net book value</b>						
At March 31, 2014.....	5,001.1	49.0	5.1	4.9	0.2	5,060.3
<b>Year ended March 31, 2013</b>						
<b>Cost</b>						
At March 31, 2012.....	6,158.3	46.8	20.8	30.5	2.3	6,258.7
Additions in year .....	293.4	12.0	2.4	2.8	0.1	310.7
Disposals in year.....	(42.1)	-	-	(0.1)	(0.1)	(42.3)
At March 31, 2013.....	6,409.6	58.8	23.2	33.2	2.3	6,527.1
<b>Depreciation</b>						
At March 31, 2012.....	1,275.9	13.4	17.1	25.0	2.1	1,333.5
Charge for year .....	321.3	2.3	2.2	3.7	0.1	329.6
Eliminated on disposal.....	(42.1)	-	-	(0.1)	(0.1)	(42.3)
At March 31, 2013.....	1,555.1	15.7	19.3	28.6	2.1	1,620.8
<b>Net book value</b>						
At March 31, 2013.....	4,854.5	43.1	3.9	4.6	0.2	4,906.3

At March 31, 2015, aircraft with a net book value of €5,131.8 million (2014: €4,471.1 million; 2013: €4,663.0 million) were mortgaged to lenders as security for loans. Under the security arrangements for the Company's new Boeing 737-800 "next generation" aircraft, the Company does not hold legal title to those aircraft while these loan amounts remain outstanding. 202

At March 31, 2015, the cost and net book value of aircraft included advance payments on aircraft of €631.3 million (2014: €282.1 million; 2013: Nil). Such amounts, where present, are not depreciated. The cost and net book value also includes capitalised aircraft maintenance, aircraft simulators and the stock of rotatable spare parts.

The net book value of assets held under finance leases at March 31, 2015, 2014 and 2013 was €535.0 million, €559.0 million, and €582.9 million respectively.

During the year, €9.8 million (2014: Nil; 2013: Nil) of borrowing costs were capitalized as part of property, plant and equipment. Borrowing costs have been capitalized at a rate of 1.836% (2014: Nil; 2013: Nil).

### 3 Intangible assets

	At March 31,		
	2015	2014	2013
	€M	€M	€M
Landing rights.....	46.8	46.8	46.8

Landing slots were acquired with the acquisition of Buzz Stansted Limited in April 2003. As these landing slots have no expiry date and are expected to be used in perpetuity, they are considered to be of indefinite life and accordingly are not amortised. The Company also considers that there has been no impairment of the value of these rights to date. The recoverable amount of these rights has been determined on a value-in-use basis, using discounted cash-flow projections for a twenty-year period for each route that has an individual landing right. The calculation of value-in-use is most sensitive to the operating margin and discount rate assumptions. Operating margins are based on the existing margins generated from these routes and adjusted for any known trading conditions. The trading environment is subject to both regulatory and competitive pressures that can have a material effect on the operating performance of the business. Foreseeable events, however, are unlikely to result in a change of projections of a significant nature so as to result in the landing rights' carrying amounts exceeding their recoverable amounts. These projections have been discounted based on the estimated discount rate applicable to the asset of 4.0% for 2015, 5.3% for 2014 and 7.0% for 2013.

### 4 Available-for-sale financial assets

	At March 31,		
	2015	2014	2013
	€M	€M	€M
Investment in Aer Lingus .....	371.0	260.3	221.2

As at March 31, 2015 Ryanair's total percentage shareholding in Aer Lingus was 29.8% (2014: 29.8%; 2013: 29.8%). The balance sheet value of €371.0 million (2014: €260.3 million; 2013: €221.2 million) reflects the market value of this investment as at March 31, 2015. In accordance with the Company's accounting policy, this asset is held at fair value with a corresponding adjustment to other comprehensive income following initial acquisition. Any impairment losses that arise are recognised in the income statement and are not subsequently reversed. Any cumulative loss previously recognised in other comprehensive income is transferred to the income statement once an impairment is considered to have occurred.

The movement on the available for sale financial asset from €260.3 million at March 31, 2014 to €371.0 million at March 31, 2015 is comprised of a gain of €110.7 million, recognised through other comprehensive income, reflecting the increase in the share price of Aer Lingus from €1.64 per share at March 31, 2014 to approximately €2.33 per share at March 31, 2015.

This investment is classified as available-for-sale, rather than as an investment in an associate, because the Company does not have control or the power to exercise “material influence” over the entity. The Company's determination that it does not have control, or even exercise a “significant influence” over Aer Lingus through its minority shareholding has been based on the following factors, in particular:

- Ryanair does not have any representation on the Aer Lingus Board of Directors, nor does it have a right to appoint a director;
- Ryanair does not participate in Aer Lingus’ policy-making decisions, nor does it have a right to participate in such policy-making decisions;
- There are no material transactions between Ryanair and Aer Lingus, there is no interchange of personnel between the two companies and there is no sharing of technical information between the companies;
- Aer Lingus and its significant shareholder (the Irish government: 25.1%) have openly opposed Ryanair’s investment or participation in the company;
- In August 2007, September 2007 and November/December 2011, Aer Lingus refused Ryanair’s attempt to assert its statutory right to requisition a general meeting (a legal right of any 10% shareholder under Irish law);
- On April 15, 2011, the High Court in Dublin ruled that Aer Lingus was not obliged to accede to Ryanair’s request that two additional resolutions (on the payment of a dividend and on payments to pension schemes) be put to vote at Aer Lingus’ annual general meeting;
- The European Commission has formally found that Ryanair’s shareholding in Aer Lingus does not grant Ryanair “*de jure or de facto control of Aer Lingus*” and that “*Ryanair’s rights as a minority shareholder are associated exclusively to rights related to the protection of minority shareholders*” (Commission Decision Case No. COMP/M.4439 dated October 11, 2007). The European Commission’s finding has been confirmed by the European Union's General Court which issued a decision on July 6, 2010 that the European Commission was justified to use the required legal and factual standard in its refusal to order Ryanair to divest its minority shareholding in Aer Lingus and that, as part of that decision, Ryanair’s shareholding did not confer control of Aer Lingus (Judgment of the General Court (Third Chamber) Case No. T-411/07 dated July 6, 2010); and
- On February 27, 2013 the European Commission prohibited Ryanair’s bid made on June 19, 2012, to acquire the entire share capital of Aer Lingus on the claimed basis that it would be incompatible with the EU internal market. Ryanair appealed this decision to the EU General Court on May 8, 2013. The judgment of the EU General Court is expected in 2016 and may affirm or annul the decision of the European Commission.

Following the European Commission’s decision to prohibit its offer for Aer Lingus, Ryanair actively engaged with the UK Competition Commission’s (Competition Commission) investigation of the minority stake. On August 28, 2013, the Competition Commission issued its final decision in which it found that Ryanair’s shareholding “*gave it the ability to exercise material influence over Aer Lingus*” and “*had led, or may be expected to lead, to a substantial lessening of competition in the markets for air passenger services between Great Britain and Ireland*”. As a result of its findings, the Competition Commission ordered Ryanair to reduce its shareholding in Aer Lingus to below 5 per cent of Aer Lingus’ issued ordinary shares. Ryanair appealed the Competition Commission’s final decision to the Competition Appeal Tribunal (CAT) on September 23, 2013. The CAT rejected Ryanair’s appeal on March 7, 2014. On April 23, 2014, the CAT granted Ryanair permission to appeal the CAT’s judgment to the UK Court of Appeal. The UK Court of Appeal rejected Ryanair’s appeal on February 12, 2015. On March 12, 2015, Ryanair applied to the UK Supreme Court for permission to appeal the judgment of the UK Court of Appeal. On July 14, 2015 the Supreme Court refused permission, bringing the appeal process against the Competition Commission’s final decision to conclusion.

Moreover, on February 12, 2015, Ryanair applied to the Competition and Markets Authority (formerly the Competition Commission) for a review of its August 28, 2013 decision on the basis that the proposed offer by the International Airlines Group (IAG) for Aer Lingus, announced in December 2014, amounted to a material change of circumstances which necessitated such review and the setting aside of the divestment order. On June 11, 2015 the Competition and Markets Authority adopted a decision in which it claimed that the IAG proposed bid did not amount to a material change of circumstances, and imposed its divestment order. Ryanair appealed this decision and imposition of the divestment order to the CAT. On July 15, 2015 the CAT dismissed Ryanair's appeal. Ryanair is currently preparing an application for permission to appeal this ruling to the UK Court of Appeal.

On June 19, 2015 the International Airlines Group issued a formal offer for Aer Lingus Group plc. The offer, which was recommended by the Board of Aer Lingus Group plc, consists of cash consideration of €2.50 per ordinary share plus a €0.05 ordinary dividend (already paid in May 2015). The offer is subject to the acceptance of the offer by key shareholders, namely the Irish government and Ryanair, and regulatory approval from the European competition authorities.

On July 10, 2015 Ryanair confirmed that the Board of Ryanair Holdings voted unanimously to accept the IAG offer for Ryanair's 29.8% shareholding in Aer Lingus Group plc, subject to that offer receiving merger clearance from the European Commission (which was subsequently granted on July 15, 2015).



## 5 Derivative financial instruments

The Audit Committee of the Board of Directors has responsibility for monitoring the treasury policies and objectives of the Company, which include controls over the procedures used to manage the main financial risks arising from the Company's operations. Such risks comprise commodity price, foreign exchange and interest rate risks. The Company uses financial instruments to manage exposures arising from these risks. These instruments include borrowings, cash deposits and derivatives (principally jet fuel derivatives, interest rate swaps, cross-currency interest rate swaps and forward foreign exchange contracts). It is the Company's policy that no speculative trading in financial instruments takes place.

The Company's historical fuel risk management policy has been to hedge between 70% and 90% of the forecast rolling annual volumes required to ensure that the future cost per gallon of fuel is locked in. This policy was adopted to prevent the Company being exposed, in the short term, to adverse movements in global jet fuel prices. However, when deemed to be in the best interests of the Company, it may deviate from this policy. At March 31, 2015, 2014 and 2013, the Company had hedged approximately 90% of its estimated fuel exposure for the next fiscal year.

Foreign currency risk in relation to the Company's trading operations largely arises in relation to non-euro currencies. These currencies are primarily U.K. pounds sterling and the U.S. dollar. The Company manages this risk by matching U.K. pounds sterling revenues against U.K. pounds sterling costs. Surplus U.K. pounds sterling revenues are sometimes used to fund forward foreign exchange contracts to hedge U.S. dollar currency exposures that arise in relation to fuel, maintenance, aviation insurance, and capital expenditure costs and excess U.K. pounds sterling are converted into euro. Additionally, the Company swaps euro for U.S. dollars using forward currency contracts to cover any expected U.S. dollar outflows for these costs. From time to time, the Company also swaps euro for U.K. pounds sterling using forward currency contracts to hedge expected future surplus U.K. pounds sterling. From time to time the Company also enters into cross-currency interest rate swaps to hedge against fluctuations in foreign exchange rates and interest rates in respect of U.S. dollar denominated borrowings.

The Company's objective for interest rate risk management is to reduce interest-rate risk through a combination of financial instruments, which lock in interest rates on debt and by matching a proportion of floating rate assets with floating rate liabilities. In addition, the Company aims to achieve the best available return on investments of surplus cash – subject to credit risk and liquidity constraints. Credit risk is managed by limiting the aggregate amount and duration of exposure to any one counterparty based on third-party market-based ratings. In line with the above interest rate risk management strategy, the Company has entered into a series of interest rate swaps to hedge against fluctuations in interest rates for certain floating rate financial arrangements and certain other obligations. The Company has also entered into floating rate financing for certain aircraft, which is matched with floating rate deposits. Additionally, certain cash deposits have been set aside as collateral for the counterparty's exposure to risk of fluctuations on certain derivative arrangements with Ryanair (restricted cash). At March 31, 2015, such restricted cash amounted to €6.7 million (2014: €13.3 million; 2013: €24.7 million). Additional numerical information on these swaps and on other derivatives held by the Company is set out below and in Note 11 to the consolidated financial statements.

The Company utilises a range of derivatives designed to mitigate these risks. All of the above derivatives have been accounted for at fair value in the Company's balance sheet and have been utilised to hedge against these particular risks arising in the normal course of the Company's business. All have been designated as hedging derivatives for the purposes of IAS 39 and are fully set out below.

Derivative financial instruments, all of which have been recognised at fair value in the Company's balance sheet, are analysed as follows:

	At March 31,		
	2015	2014	2013
		€M	€M
<b>Non-current assets</b>			
Gains on cash-flow hedging instruments – maturing after one year .....	554.5	0.4	5.1
	<u>554.5</u>	<u>0.4</u>	<u>5.1</u>
<b>Current assets</b>			
Gains on cash flow hedging instruments – maturing within one year.....	744.4	16.7	78.1
	<u>744.4</u>	<u>16.7</u>	<u>78.1</u>
<b>Total derivative assets</b> .....	<u>1,298.9</u>	<u>17.1</u>	<u>83.2</u>
<b>Current liabilities</b>			
Losses on cash flow hedging instruments – maturing within one year .....	(811.7)	(95.4)	(31.8)
	<u>(811.7)</u>	<u>(95.4)</u>	<u>(31.8)</u>
<b>Non-current liabilities</b>			
Losses on cash flow hedging instruments – maturing after one year .....	(73.4)	(43.2)	(50.1)
	<u>(73.4)</u>	<u>(43.2)</u>	<u>(50.1)</u>
<b>Total derivative liabilities</b> .....	<u>(885.1)</u>	<u>(138.6)</u>	<u>(81.9)</u>
<b>Net derivative financial instrument position at year-end</b> .....	<u>413.8</u>	<u>(121.5)</u>	<u>1.3</u>

All of the above gains and losses were unrealised at the period-end.

The table above includes the following derivative arrangements:

	Fair value 2015 (a)	Fair value 2014 (a)	Fair value 2013 (a)
	€M	€M	€M
<b>Interest rate swaps (b)</b>			
Less than one year (c) .....	(7.4)	(31.0)	(31.8)
Between one and five years .....	(3.5)	(40.9)	(49.9)
After five years .....	0.2	(0.5)	(0.2)
	<u>(10.7)</u>	<u>(72.4)</u>	<u>(81.9)</u>
<b>Foreign currency forward contracts (b)</b>			
Less than one year .....	702.2	(64.4)	42.3
Between one and five years .....	534.0	(0.7)	5.1
After five years .....	1.5	(1.1)	-
	<u>1,237.7</u>	<u>(66.2)</u>	<u>47.4</u>
<b>Commodity forward contracts (d)</b>			
Less than one year .....	(762.1)	16.7	35.8
Between one and five years .....	(51.1)	0.4	-
	<u>(813.2)</u>	<u>17.1</u>	<u>35.8</u>
<b>Net derivative position at year end</b> .....	<u>413.8</u>	<u>(121.5)</u>	<u>1.3</u>

(a) The derivative arrangements in the above table have been netted for disclosure purposes only. The amounts included on the Balance Sheet are gross amounts as the Company does not qualify for netting.

(b) Additional information in relation to the above interest rate swaps and forward currency contracts (i.e. notional value and weighted average interest rates) can be found in Note 11 to the consolidated financial statements.

- (c) €7.4 million interest rate swap financial liabilities falling due within one year, is net of €4.5 million derivative financial assets, falling due within one year, in respect of cross currency interest rate swaps (see Note 11 to the consolidated financial statements).
- (d) €813.2 million commodity forward contracts relate solely to jet fuel derivative financial assets (see Note 11 of the consolidated financial statements).

Interest rate swaps are primarily used to convert a portion of the Company's floating rate exposures on borrowings and operating leases into fixed rate exposures and are set so as to match exactly the critical terms of the underlying debt or lease being hedged (i.e. notional principal, interest rate settings, re-pricing dates). These are all designated in cash-flow hedges of the forecasted variable interest payments and rentals due on the Company's underlying debt and operating leases and have been determined to be highly effective in achieving offsetting cash flows. Accordingly, no ineffectiveness has been recorded in the income statement relating to these hedges in the current and preceding years.

The Company also utilises cross currency interest rate swaps to manage exposures to fluctuations in foreign exchange rates of U.S. dollar denominated floating rate borrowings, together with managing the exposures to fluctuations in interest rates on these U.S. dollar denominated floating rate borrowings. Cross currency interest rate swaps are primarily used to convert a portion of the Company's U.S. dollar denominated debt to euro and floating rate interest exposures into fixed rate exposures and are set so as to match exactly the critical terms of the underlying debt being hedged (i.e. notional principal, interest rate settings, re-pricing dates). These are all designated in cash-flow hedges of the forecasted U.S. dollar variable interest payments on the Company's underlying debt and have been determined to be highly effective in achieving offsetting cash flows. Accordingly, no ineffectiveness has been recorded in the income statement relating to these hedges in the current year.

Foreign currency forward contracts may be utilised in a number of ways: forecast U.K. pounds sterling and euro revenue receipts are converted into U.S. dollars to hedge against forecasted U.S. dollar payments principally for jet fuel, insurance, capital expenditure and other aircraft related costs. These are designated in cash-flow hedges of forecasted U.S. dollar payments and have been determined to be highly effective in offsetting variability in future cash flows arising from the fluctuation in the U.S. dollar to U.K. pounds sterling and euro exchange rates for the forecasted U.S. dollar purchases. Because the timing of anticipated payments and the settlement of the related derivatives is very closely coordinated, no ineffectiveness has been recorded for these foreign currency forward contracts in the current or preceding years (the underlying hedged items and hedging instruments have been consistently closely matched).

The Company also utilises jet fuel forward contracts to manage exposure to jet fuel prices. These are used to hedge the Company's forecasted fuel purchases, and are arranged so as to match as closely as possible against forecasted fuel delivery and payment requirements. These are designated in cash-flow hedges of forecasted fuel payments and have been determined to be highly effective in offsetting variability in future cash flows arising from fluctuations in jet fuel prices. No ineffectiveness has been recorded on these arrangements in the current or preceding years.

The European Union Emissions Trading System (EU ETS) began operating for airlines on January 1, 2012. In order to manage the risks associated with the fluctuation in the price of carbon emission credits, the Company entered into swap arrangements to fix the cost of a portion of its forecasted carbon emission credit purchases. The Company can forecast its requirement for carbon credits as they are directly linked to its consumption of jet fuel. These instruments have been designated in cash-flow hedges and no ineffectiveness has been recorded in the current year.

The (gains)/losses on the aircraft firm commitments are recognised as part of the capitalised cost of aircraft additions, within property, plant and equipment. The (gains)/losses on interest rate swaps, commodity forward contracts and forward currency contracts (excluding aircraft firm commitments) are recognised in the income statement when the hedged transaction occurs.

The following table indicates the amounts that were reclassified from other comprehensive income into the income statement, analysed by income statement category, in respect of cash-flow hedges realised during the year:

	Year ended March 31,		
	2015	2014	2013
	€M	€M	€M
<b>Commodity forward contracts</b>			
Reclassification adjustments for losses/(gains) recognised in fuel and oil operating expenses, net of tax .....	135.4	0.7	(38.0)
<b>Interest rate swaps</b>			
Reclassification adjustments for losses recognised in finance expense, net of tax .....	18.9	24.0	25.9
<b>Foreign currency forward contracts</b>			
Reclassification adjustments for losses/(gains) recognised in fuel and oil operating expenses, net of tax .....	(86.0)	(0.3)	(2.3)
	<u>68.3</u>	<u>24.4</u>	<u>(14.4)</u>

The following table indicates the amounts that were reclassified from other comprehensive income into the capitalised cost of aircraft additions within property, plant and equipment, in respect of cash-flow hedges realised during the year:

	Year ended March 31,		
	2015	2014	2013
	€M	€M	€M
<b>Foreign currency forward contracts</b>			
Recognised in property plant and equipment – aircraft additions .....	(40.0)	(0.1)	4.7
	<u>(40.0)</u>	<u>(0.1)</u>	<u>4.7</u>

The following tables indicate the periods in which cash flows associated with derivatives that are designated as cash-flow hedges were expected to occur, as of March 31, 2015, 2014 and 2013:

	Carrying Amount	Expected Cash Flows	2016	2017	2018	2019	Thereafter
	€M	€M	€M	€M	€M	€M	€M
<b>At March 31, 2015</b>							
Interest rate swaps .....	(10.7)	(17.7)	(12.5)	(6.3)	0.6	(0.5)	0.9
U.S. dollar currency forward contracts .....	1,262.2	1,283.3	726.7	424.2	125.4	2.9	4.1
U.K. pounds sterling currency forward contracts .....	(24.5)	(24.5)	(24.5)	-	-	-	-
Commodity forward contracts .....	(813.2)	(813.2)	(762.1)	(51.1)	-	-	-
	<u>413.8</u>	<u>427.9</u>	<u>(72.4)</u>	<u>366.8</u>	<u>126.0</u>	<u>2.4</u>	<u>5.0</u>
	Carrying Amount	Expected Cash Flows	2015	2016	2017	2018	Thereafter
	€M	€M	€M	€M	€M	€M	€M
<b>At March 31, 2014</b>							
Interest rate swaps .....	(72.4)	(51.0)	(22.0)	(17.6)	(9.2)	(1.6)	(0.6)
U.S. dollar currency forward contracts .....	(66.4)	(66.7)	(64.6)	0.3	(0.4)	(0.3)	(1.7)
U.K. pounds sterling currency forward contracts .....	0.2	0.2	0.2	-	-	-	-
Commodity forward contracts .....	17.1	17.1	16.7	0.4	-	-	-
	<u>(121.5)</u>	<u>(100.4)</u>	<u>(69.7)</u>	<u>(16.9)</u>	<u>(9.6)</u>	<u>(1.9)</u>	<u>(2.3)</u>

	Carrying Amount	Expected Cash Flows	2014	2015	2016	2017	Thereafter
	€M	€M	€M	€M	€M	€M	€M
<b>At March 31, 2013</b>							
Interest rate swaps .....	(81.9)	(72.3)	(27.1)	(22.0)	(14.6)	(7.3)	(1.3)
U.S. dollar currency forward contracts .....	47.4	48.5	42.3	1.6	1.7	1.8	1.1
Commodity forward contracts .....	35.8	35.8	35.8	-	-	-	-
	<u>1.3</u>	<u>12.0</u>	<u>51.0</u>	<u>(20.4)</u>	<u>(12.9)</u>	<u>(5.5)</u>	<u>(0.2)</u>

Derivative transactions entered into by the Company with a particular counterparty are not settled net and there are no provisions within these agreements to off-set similar transactions.

The Company entered into a series of interest rate swaps to hedge against fluctuations in interest rates for certain floating rate financing of certain aircraft. Cash deposits are required to be set aside as collateral for certain historic interest rate swaps to mitigate the counterparty's exposure to fluctuations in the underlying interest rate swaps. The following table sets out the carrying amounts of recognised financial instruments that are subject to the above agreements:

	At March 31,		
	2015	2014	2013
	€M	€M	€M
<b>Gross financial instruments in the statement of financial position</b>			
Derivative financial liabilities			
- Interest rate swaps .....	(4.5)	(11.0)	(21.6)
<b>Related financial instruments that are not offset</b>			
- Restricted Cash .....	6.7	13.3	24.7
<b>Net amount</b>	<u>2.2</u>	<u>2.3</u>	<u>3.1</u>

The following tables indicate the periods in which cash flows associated with derivatives designated as cash-flow hedges were expected to impact profit or loss, as of March 31, 2015, 2014 and 2013:

	Carrying Amount	Expected Cash flows	2016	2017	2018	2019	Thereafter
	€M	€M	€M	€M	€M	€M	€M
<b>At March 31, 2015</b>							
Interest rate swaps .....	(10.7)	(17.7)	(12.5)	(5.8)	0.8	(0.5)	0.3
U.S. dollar currency forward contracts .....	647.6	654.6	469.6	172.1	5.9	2.9	4.1
U.S. dollar currency forward contracts to be capitalised in property plant & equipment- aircraft additions .....	614.6	628.7	11.2	22.1	27.3	27.3	540.8
U.K. pounds sterling currency forward contracts .....	(24.5)	(24.5)	(24.5)	-	-	-	-
Commodity forward contracts .....	(813.2)	(813.2)	(762.1)	(51.1)	-	-	-
	<u>413.8</u>	<u>427.9</u>	<u>(318.3)</u>	<u>137.3</u>	<u>34.0</u>	<u>29.7</u>	<u>545.2</u>

	Carrying Amount €M	Expected Cash flows €M	2015 €M	2016 €M	2017 €M	2018 €M	Thereafter €M
<b>At March 31, 2014</b>							
Interest rate swaps .....	(72.4)	(51.0)	(22.0)	(17.6)	(9.2)	(1.6)	(0.6)
U.S. dollar currency forward contracts .....	(51.4)	(51.7)	(50.6)	1.3	(0.4)	(0.3)	(1.7)
U.S. dollar currency forward contracts to be capitalised in property plant & equipment- aircraft additions .....	(15.0)	(15.0)	(14.0)	(1.0)	-	-	-
U.K. pounds sterling currency forward contracts .....	0.2	0.2	0.2	-	-	-	-
Commodity forward contracts .....	17.1	17.1	16.7	0.4	-	-	-
	<u>(121.5)</u>	<u>(100.4)</u>	<u>(69.7)</u>	<u>(16.9)</u>	<u>(9.6)</u>	<u>(1.9)</u>	<u>(2.3)</u>
<b>At March 31, 2013</b>							
Interest rate swaps .....	(81.9)	(72.3)	(27.1)	(22.0)	(14.6)	(7.3)	(1.3)
U.S. dollar currency forward contracts .....	47.4	48.5	42.3	1.6	1.7	1.8	1.1
Commodity forward contracts .....	35.8	35.8	35.8	-	-	-	-
	<u>1.3</u>	<u>12.0</u>	<u>51.0</u>	<u>(20.4)</u>	<u>(12.9)</u>	<u>(5.5)</u>	<u>(0.2)</u>

## 6 Inventories

	At March 31,		
	2015 €M	2014 €M	2013 €M
Consumables .....	2.1	2.5	2.7

In the view of the directors, there are no material differences between the net realisable value of inventories and the balance sheet amounts.

## 7 Other assets

	At March 31,		
	2015 €M	2014 €M	2013 €M
Prepayments .....	133.9	121.6	64.9
Interest receivable .....	4.8	2.6	2.8
	<u>138.7</u>	<u>124.2</u>	<u>67.7</u>

All amounts fall due within one year.

## 8 Trade receivables

	At March 31,		
	2015	2014	2013
	€M	€M	€M
Trade receivables .....	60.2	58.2	56.2
Allowance for impairment .....	(0.1)	(0.1)	(0.1)
	<u>60.1</u>	<u>58.1</u>	<u>56.1</u>

All amounts fall due within one year.

There has been no change to the allowance for impairment during the year (2014: Nil; 2013: Nil). There were no bad debt write-offs in the year (2014: Nil; 2013: Nil).

No individual customer accounted for more than 10% of our accounts receivable at March 31, 2015, at March 31, 2014 or at March 31, 2013.

At March 31, 2015, €1.1 million (2014: €1.4 million; 2013: €1.1 million) of our total accounts receivable balance were past due, of which €0.1 million (2014: €0.1 million; 2013: €0.1 million) was impaired and provided for and €1.0 million (2014: €1.3 million; 2013: €1.0 million) was considered past due but not impaired.

## 9 Restricted cash

Restricted cash consists of €6.7 million (2014: €13.3 million; 2013: €24.7 million) placed on deposit as collateral for certain derivative financial instrument arrangements entered into by the Company.

## 10 Accrued expenses and other liabilities

	At March 31,		
	2015	2014	2013
	€M	€M	€M
Accruals .....	417.1	397.8	431.6
Taxation .....	433.3	308.1	251.5
Unearned revenue .....	1,087.8	855.3	658.3
	<u>1,938.2</u>	<u>1,561.2</u>	<u>1,341.4</u>

Taxation comprises:

	At March 31,		
	2015	2014	2013
	€M	€M	€M
PAYE (payroll taxes) .....	9.7	6.7	5.2
Other tax (principally air passenger duty in various countries) .....	423.6	301.4	246.3
	<u>433.3</u>	<u>308.1</u>	<u>251.5</u>

## 11 Financial instruments and financial risk management

The Company utilises financial instruments to reduce exposures to market risks throughout its business. Borrowings, cash and cash equivalents and liquid investments are used to finance the Company's operations. Derivative financial instruments are contractual agreements with a value that reflects price movements in an underlying asset. The Company uses derivative financial instruments, principally jet fuel derivatives, interest rate swaps, cross-currency interest rate swaps and forward foreign exchange contracts to manage commodity risks, interest rate risks and currency exposures and to achieve the desired profile of fixed and variable rate borrowings and leases in appropriate currencies. It is the Company's policy that no speculative trading in financial instruments shall take place.

The main risks attaching to the Company's financial instruments, the Company's strategy and approach to managing these risks, and the details of the derivatives employed to hedge against these risks have been disclosed in Note 5 to the consolidated financial statements.

**(a) Financial assets and financial liabilities – fair values**

The carrying value and fair value of the Company's financial assets by class and measurement category at March 31, 2015, 2014 and 2013 were as follows:

	Available For Sale	Cash- Flow Hedges	Loans and Receivables	Total Carrying Value	Total Fair Value
	€M	€M	€M	€M	€M
<b>At March 31, 2015</b>					
Available-for-sale financial assets .....	371.0	-	-	371.0	371.0
Cash and cash equivalents .....	-	-	1,184.6	1,184.6	-
Financial asset: cash > 3 months.....	-	-	3,604.6	3,604.6	-
Restricted cash .....	-	-	6.7	6.7	-
Derivative financial instruments:-					
- U.S. dollar currency forward contracts .....	-	1,262.2	-	1,262.2	1,262.2
- Interest rate swaps .....	-	21.3	-	21.3	21.3
- Jet fuel derivative contracts .....	-	15.4	-	15.4	15.4
Trade receivables .....	-	-	60.1	60.1	-
Other assets.....	-	-	4.8	4.8	-
Total financial assets at March 31, 2015.....	371.0	1,298.9	4,860.8	6,530.7	1,669.9
	€M	€M	€M	€M	€M
<b>At March 31, 2014</b>					
Available-for-sale financial assets .....	260.3	-	-	260.3	260.3
Cash and cash equivalents .....	-	-	1,730.1	1,730.1	-
Financial asset: cash > 3 months.....	-	-	1,498.3	1,498.3	-
Restricted cash .....	-	-	13.3	13.3	-
Derivative financial instruments:-					
- Jet fuel derivative contracts .....	-	17.1	-	17.1	17.1
Trade receivables .....	-	-	58.1	58.1	-
Other assets.....	-	-	2.6	2.6	-
Total financial assets at March 31, 2014.....	260.3	17.1	3,302.4	3,579.8	277.4
	€M	€M	€M	€M	€M
<b>At March 31, 2013</b>					
Available-for-sale financial assets .....	221.2	-	-	221.2	221.2
Cash and cash equivalents .....	-	-	1,240.9	1,240.9	-
Financial asset: cash > 3 months.....	-	-	2,293.4	2,293.4	-
Restricted cash .....	-	-	24.7	24.7	-
Derivative financial instruments:-					
- U.S. dollar currency forward contracts .....	-	47.4	-	47.4	47.4
- Jet fuel derivative contracts .....	-	35.0	-	35.0	35.0
- Carbon derivative contracts .....	-	0.8	-	0.8	0.8
Trade receivables .....	-	-	56.1	56.1	-
Other assets.....	-	-	2.8	2.8	-
Total financial assets at March 31, 2013.....	221.2	83.2	3,617.9	3,922.3	304.4

The Company has not disclosed the fair value of the financial instruments: cash and cash equivalents, financial assets: cash > 3 months, restricted cash, trade receivables and other assets because their carrying amounts are a reasonable approximation of their fair values due to the short term nature of the instruments.



The carrying values and fair values of the Company's financial liabilities by class and category were as follows:

	<b>Liabilities at Amortised Cost €M</b>	<b>Cash-Flow Hedges €M</b>	<b>Total Carrying Value €M</b>	<b>Total Fair Value €M</b>
<b>At March 31, 2015</b>				
Current and non-current maturities of debt.....	4,431.6	-	4,431.6	4,529.6
Derivative financial instruments:-				
-GBP currency forward contracts .....	-	24.5	24.5	24.5
-Jet fuel derivative contracts.....	-	828.7	828.7	828.7
-Interest rate swaps .....	-	31.9	31.9	31.9
Trade payables .....	196.5	-	196.5	-
Accrued expenses .....	417.1	-	417.1	-
Total financial liabilities at March 31, 2015.....	<u>5,045.2</u>	<u>885.1</u>	<u>5,930.3</u>	<u>5,414.7</u>
<b>At March 31, 2014</b>				
Current and non-current maturities of debt.....	3,083.6	-	3,083.6	3,128.8
Derivative financial instruments:-				
- Interest rate swaps .....	-	72.4	72.4	72.4
- Foreign exchange forward contracts .....	-	66.2	66.2	66.2
Trade payables .....	150.0	-	150.0	-
Accrued expenses .....	397.8	-	397.8	-
Total financial liabilities at March 31, 2014.....	<u>3,631.4</u>	<u>138.6</u>	<u>3,770.0</u>	<u>3,267.4</u>
<b>At March 31, 2013</b>				
Current and non-current maturities of debt.....	3,498.3	-	3,498.3	3,555.7
Derivative financial instruments:-				
-Interest rate swaps .....	-	81.9	81.9	81.9
Trade payables .....	138.3	-	138.3	-
Accrued expenses .....	431.6	-	431.6	-
Total financial liabilities at March 31, 2013.....	<u>4,068.2</u>	<u>81.9</u>	<u>4,150.1</u>	<u>3,637.6</u>

The Company has not disclosed the fair value for financial liabilities such as trade payables and accrued expenses because their carrying amounts are a reasonable approximation of their fair values due to the short term nature of the instruments.

#### *Estimation of fair values*

Fair value is the price that would be received to sell an asset, or paid to transfer a liability, in an orderly transaction between market participants at the measurement date. The following methods and assumptions were used to estimate the fair value of each material class of the Company's financial instruments:

#### *Financial instruments measured at fair value*

- **Available-for- sale:** The fair value of available-for-sale financial assets is their quoted market bid price at the balance sheet date. (Level 1)
- **Derivatives – interest rate swaps:** Discounted cash-flow analyses have been used to determine the fair value, taking into account current market inputs and rates. (Level 2)
- **Derivatives – currency forwards, aircraft fuel contracts and carbon swaps:** A comparison of the contracted rate to the market rate for contracts providing a similar risk profile at March 31, 2015 has been used to establish fair value. The Company's credit risk and counterparties credit risk is taken into account when establishing fair value. (Level 2)

*Financial instruments not measured at fair value*

- **Fixed-rate long-term debt:** The repayments which Ryanair is committed to make have been discounted at the relevant market rates of interest applicable (including credit spreads) at the relevant reporting year end date to arrive at a fair value representing the amount payable to a third party to assume the obligations.

There were no significant changes in the business or economic circumstances during the year to March 31, 2015 that affect the fair value of the Company's Financial Assets and Financial Liabilities.

The table below analyses financial instruments carried at fair value in the balance sheet categorised by the type of valuation method used. The different valuation levels are defined as follows:

- Level 1: Inputs are based on unadjusted quoted prices in active markets for identical instruments.
- Level 2: Inputs are based on quoted prices for identical or similar instruments in markets that are not active, quoted prices for similar instruments in active markets, and model-based valuation techniques for which all significant assumptions are observable in the market or can be corroborated by observable market data for substantially the full term of the asset or liability.
- Level 3: Inputs for the asset or liability are not based on observable market data.

	Level 1 €M	Level 2 €M	Level 3 €M	Total €M
<b>At March 31, 2015</b>				
<b>Assets measured at fair value</b>				
Available-for-sale financial asset .....	371.0	-	-	371.0
Cash-flow hedges – U.S. dollar currency forward contracts .....	-	1,262.2	-	1,262.2
Cash-flow hedges – jet fuel derivative contracts .....	-	15.4	-	15.4
Cash-flow hedges – interest rate swaps .....	-	21.3	-	21.3
	<u>371.0</u>	<u>1,298.9</u>	<u>-</u>	<u>1,669.9</u>
<b>Liabilities measured at fair value</b>				
Cash-flow hedges – GBP currency forward contracts .....	-	(24.5)	-	(24.5)
Cash-flow hedges – jet fuel derivative contracts .....	-	(828.7)	-	(828.7)
Cash-flow hedges – interest rate swaps .....	-	(31.9)	-	(31.9)
Cash-flow hedges – carbon derivative contracts .....	-	-	-	-
	<u>-</u>	<u>(885.1)</u>	<u>-</u>	<u>(885.1)</u>
<b>Liabilities not measured at fair value</b>				
Long-term debt .....	-	4,529.6	-	4,529.6
	<u>-</u>	<u>4,529.6</u>	<u>-</u>	<u>4,529.6</u>

During the year ended March 31, 2015, there were no transfers between Level 1 and Level 2 fair-value measurements, and no transfers into or out of Level 3 fair-value measurement.

	Level 1 €M	Level 2 €M	Level 3 €M	Total €M
<b>At March 31, 2014</b>				
<b>Assets measured at fair value</b>				
Available-for-sale financial asset .....	260.3	-	-	260.3
Cash-flow hedges – jet fuel derivative contracts .....	-	17.1	-	17.1
	<u>260.3</u>	<u>17.1</u>	<u>-</u>	<u>277.4</u>
<b>Liabilities measured at fair value</b>				
Cash-flow hedges – interest rate swaps .....	-	72.4	-	72.4
Cash-flow hedges – Foreign exchange forward contracts .....	-	66.2	-	66.2
	<u>-</u>	<u>138.6</u>	<u>-</u>	<u>138.6</u>
<b>Liabilities not measured at fair value</b>				
Long-term debt .....	-	3,128.8	-	3,128.8
	<u>-</u>	<u>3,128.8</u>	<u>-</u>	<u>3,128.8</u>

During the year ended March 31, 2014, there were no transfers between Level 1 and Level 2 fair-value measurements, and no transfers into or out of Level 3 fair-value measurement.

	Level 1 €M	Level 2 €M	Level 3 €M	Total €M
<b>At March 31, 2013</b>				
<b>Assets measured at fair value</b>				
Available-for-sale financial asset .....	221.2	-	-	221.2
Cash-flow hedges – U.S. dollar currency forward contracts .....	-	47.4	-	47.4
Cash-flow hedges – jet fuel derivative contracts .....	-	35.0	-	35.0
Cash-flow hedges –carbon derivative contracts .....	-	0.8	-	0.8
	<u>221.2</u>	<u>83.2</u>	<u>-</u>	<u>304.4</u>
<b>Liabilities measured at fair value</b>				
Cash-flow hedges – interest rate swaps .....	-	(81.9)	-	(81.9)
	<u>-</u>	<u>(81.9)</u>	<u>-</u>	<u>(81.9)</u>

During the year ended March 31, 2013, there were no transfers between Level 1 and Level 2 fair-value measurements, and no transfers into or out of Level 3 fair-value measurement.

**(b) Commodity risk**

The Company's exposure to price risk in this regard is primarily for jet fuel used in the normal course of operations.

At the year-end, the Company had the following jet fuel and carbon arrangements in place:

	<b>At March 31,</b>		
	<b>2015</b>	<b>2014</b>	<b>2013</b>
	€M	€M	€M
Carbon swaps – fair value .....	-	-	0.8
Jet fuel forward contracts – fair value .....	(813.2)	17.1	35.0
	<u>(813.2)</u>	<u>17.1</u>	<u>35.8</u>

All of the above commodity contracts are matched against highly probable forecast commodity cash flows.

**(c) Maturity and interest rate risk profile of financial assets and financial liabilities**

At March 31, 2015, the Company had total borrowings of €4,431.6 million (2014: €3,083.6 million; 2013: €3,498.3 million) from various financial institutions, provided primarily on the basis of guarantees granted by the Export-Import Bank of the United States to finance the acquisition of 202 Boeing 737-800 “next generation” aircraft (2014: 210; 2013: 210). The guarantees are secured with a first fixed mortgage on the delivered aircraft. The remaining long-term debt relates to two unsecured eurobonds for \$850 million each, 26 aircraft held under finance leases (2014: 30; 2014: 30), 6 aircraft financed by way of other commercial debt (2014: 6; 2014: 6).

The maturity profile of the Company's financial liabilities (excluding derivative financial liabilities, aircraft provisions, trade payables and accrued expenses) at March 31, 2015 was as follows:

	Weighted average fixed rate (%)	2016 €M	2017 €M	2018 €M	2019 €M	Thereafter €M	Total €M
<b>Fixed rate</b>							
Secured long term-debt .....	2.70%	93.9	97.1	96.1	71.7	185.9	544.7
Unsecured long term-debt .....	1.48%	7.1	7.1	7.1	7.1	1,705.1	1,733.5
Debt swapped from floating to fixed .....	3.36%	159.0	147.1	242.9	158.5	295.4	1,002.9
Secured long-term debt after swaps .....	2.25%	260.0	251.3	346.1	237.3	2,186.4	3,281.1
Finance leases .....	2.82%	-	46.5	61.2	65.1	101.6	274.4
Total fixed rate debt .....		<u>260.0</u>	<u>297.8</u>	<u>407.3</u>	<u>302.4</u>	<u>2,288.0</u>	<u>3,555.5</u>

	Weighted average fixed rate (%)	2016 €M	2017 €M	2018 €M	2019 €M	Thereafter €M	Total €M
<b>Floating rate</b>							
Secured long-term debt .....		248.8	239.0	338.4	249.4	469.4	1,545.1
Debt swapped from floating to fixed .....		(159.0)	(147.1)	(242.9)	(158.5)	(295.4)	(1,002.9)
Secured long-term debt after swaps .....	0.50%	89.8	91.9	95.5	90.9	174.0	542.1
Finance leases .....	1.27%	49.8	66.9	70.7	62.6	83.9	333.9
Total floating rate debt .....	0.79%	139.6	158.8	166.2	153.5	257.9	876.1
Total financial liabilities .....		399.6	456.6	573.5	455.9	2,545.9	4,431.5

All of the above debt maturing after 2019 will mature between fiscal 2019 and fiscal 2025.

The maturity profile of the Company's financial liabilities (excluding derivative financial liabilities, aircraft provisions, trade payables and accrued expenses) at March 31, 2014 was as follows:

	Weighted average fixed rate (%)	2015 €M	2016 €M	2017 €M	2018 €M	Thereafter €M	Total €M
<b>Fixed rate</b>							
Secured long term-debt .....	2.93%	90.9	93.9	97.1	96.1	257.7	635.7
Debt swapped from floating to fixed .....	3.79%	171.9	150.7	138.5	207.3	430.5	1,098.9
Secured long-term debt after swaps .....	3.30%	262.8	244.6	235.6	303.4	688.2	1,734.6
Finance leases .....	2.81%	41.6	-	45.6	59.8	162.4	309.4
Total fixed rate debt .....		304.4	244.6	281.2	363.2	850.6	2,044.0
<b>Floating rate</b>							
Secured long-term debt .....		261.8	240.5	230.6	302.7	695.5	1,731.1
Debt swapped from floating to fixed .....		(171.9)	(150.7)	(138.5)	(207.3)	(430.5)	(1,098.9)
Secured long-term debt after swaps .....	0.74%	89.9	89.8	92.1	95.4	265.0	632.2
Finance leases .....	1.48%	73.6	49.7	66.9	70.7	146.5	407.4
Total floating rate debt .....	1.03%	163.5	139.5	159.0	166.1	411.5	1,039.6
Total financial liabilities .....		467.9	384.1	440.2	529.3	1,262.1	3,083.6

All of the above debt maturing after 2018 will mature between fiscal 2018 and fiscal 2025.

The maturity profile of the Company's financial liabilities (excluding derivative financial liabilities, aircraft provisions, trade payables and accrued expenses) at March 31, 2013 was as follows:

	<b>Weighted average fixed rate (%)</b>	<b>2014 €M</b>	<b>2015 €M</b>	<b>2016 €M</b>	<b>2017 €M</b>	<b>Thereafter €M</b>	<b>Total €M</b>
<b>Fixed rate</b>							
Secured long term-debt .....	2.93%	87.9	90.9	94.0	97.0	353.7	723.5
Debt swapped from floating to fixed .....	3.88%	171.4	174.1	152.9	140.9	654.0	1,293.3
Secured long-term debt after swaps .....	3.36%	259.3	265.0	246.9	237.9	1,007.7	2,016.8
Finance leases .....	2.81%	-	40.7	-	-	261.1	301.8
Total fixed rate debt .....		<u>259.3</u>	<u>305.7</u>	<u>246.9</u>	<u>237.9</u>	<u>1,268.8</u>	<u>2,318.6</u>
<b>Floating rate</b>							
Secured long-term debt .....		258.6	264.0	242.7	233.0	1,013.9	2,012.2
Debt swapped from floating to fixed .....		(171.4)	(174.1)	(152.9)	(140.9)	(654.0)	(1,293.3)
Secured long-term debt after swaps .....	0.65%	87.2	89.9	89.8	92.1	359.9	718.9
Finance leases .....	1.42%	53.4	55.8	67.5	66.9	217.2	460.8
Total floating rate debt .....	0.95%	<u>140.6</u>	<u>145.7</u>	<u>157.3</u>	<u>159.0</u>	<u>577.1</u>	<u>1,179.7</u>
Total financial liabilities .....		<u>399.9</u>	<u>451.4</u>	<u>404.2</u>	<u>396.9</u>	<u>1,845.9</u>	<u>3,498.3</u>

All of the above debt maturing after 2017 will mature between fiscal 2017 and fiscal 2025.

The following provides an analysis of changes in borrowings during the year:

	<b>At March 31,</b>		
	<b>2015 €M</b>	<b>2014 €M</b>	<b>2013 €M</b>
Balance at start of year .....	3,083.6	3,498.3	3,625.2
Loans raised to finance aircraft acquisitions– denominated in euro .....	1,690.9	-	82.8
Loans raised to finance aircraft acquisitions– denominated in U.S. dollars .....	-	-	151.8
Repayments of amounts borrowed .....	(419.7)	(390.8)	(366.4)
Foreign exchange loss/(gain) on conversion of U.S. dollar loans .....	76.8	(23.9)	4.9
<b>Balance at end of year .....</b>	<u>4,431.6</u>	<u>3,083.6</u>	<u>3,498.3</u>
Less than one year .....	399.6	467.9	399.9
More than one year .....	4,032.0	2,615.7	3,098.4
	<u>4,431.6</u>	<u>3,083.6</u>	<u>3,498.3</u>

The maturities of the contractual undiscounted cash flows (including estimated future interest payments on debt) of the Company's financial liabilities are as follows:

		<b>Total Carrying Value €M</b>	<b>Total Contractual Cash flows €M</b>	<b>2016 €M</b>	<b>2017 €M</b>	<b>2018 €M</b>	<b>2019 €M</b>	<b>Thereafter €M</b>
<b>At March 31, 2015</b>								
Long term debt and finance leases:-								
-Fixed rate debt (excluding Swapped debt).....								
		2,552.7	2,827.9	147.0	193.2	201.6	177.7	2,108.3
-Swapped to fixed rate debt								
		1,002.9	1,059.5	183.6	162.8	249.5	162.9	300.7
- Fixed rate debt ..... 2.29%								
		3,555.6	3,887.4	330.6	356.0	451.1	340.6	2,409.0
- Floating rate debt ..... 0.79%								
		876.0	903.6	146.9	165.3	171.1	157.3	263.0
		4,431.6	4,791.0	477.5	521.3	622.2	497.9	2,672.0
Derivative financial instruments								
- Interest rate swaps .....								
		31.9	30.9	16.8	10.8	2.5	0.8	0.0
- Currency forward contracts ..								
		24.5	24.5	24.5	-	-	-	-
- Commodity forward contracts								
		828.7	828.7	765.1	63.6	-	-	-
Trade payables .....								
		196.5	196.5	196.5	-	-	-	-
Accrued expenses.....								
		417.1	417.1	417.1	-	-	-	-
Total at March 31, 2014 .....		5,930.3	6,288.7	1,897.5	595.7	624.7	498.7	2,672.0
		<b>Total Carrying Value €M</b>	<b>Total Contractual Cash flows €M</b>	<b>2015 €M</b>	<b>2016 €M</b>	<b>2017 €M</b>	<b>2018 €M</b>	<b>Thereafter €M</b>
<b>At March 31, 2014</b>								
Long term debt and finance leases:-								
-Fixed rate debt (excluding Swapped debt).....								
		945.1	1,020.7	148.7	108.2	154.9	165.8	443.1
-Swapped to fixed rate debt								
		1,098.9	1,109.7	178.4	153.9	139.5	207.3	430.6
- Fixed rate debt ..... 3.23%								
		2,044.0	2,130.4	327.1	262.1	294.4	373.1	873.7
- Floating rate debt ..... 1.03%								
		1,039.6	1,088.6	175.0	148.9	167.1	172.8	424.8
		3,083.6	3,219.0	502.1	411.0	461.5	545.9	1,298.5
Derivative financial instruments								
- Interest rate swaps .....								
		72.4	51.0	22.0	17.6	9.2	1.6	0.6
- U.S dollar currency forward .....								
		66.4	66.7	64.6	(0.3)	0.4	0.3	1.7
Trade payables .....								
		150.0	150.0	150.0	-	-	-	-
Accrued expenses.....								
		397.8	397.8	397.8	-	-	-	-
Total at March 31, 2014 .....		3,770.2	3,884.5	1,136.5	428.3	471.1	547.8	1,300.8
		<b>Total Carrying Value €M</b>	<b>Total Contractual Cash flows €M</b>	<b>2015 €M</b>	<b>2016 €M</b>	<b>2017 €M</b>	<b>2018 €M</b>	<b>Thereafter €M</b>
<b>At March 31, 2013</b>								
Long term debt and finance leases:-								
-Fixed rate debt (excluding Swapped debt).....								
		1,025.3	1,131.3	105.9	107.1	148.9	109.3	660.1
-Swapped to fixed rate debt								
		1,293.3	1,329.2	182.1	180.6	156.2	141.8	668.5
- Fixed rate debt ..... 3.23%								
		2,318.6	2,460.5	288.0	287.7	305.1	251.1	1,328.6
- Floating rate debt ..... 1.03%								
		1,179.7	1,226.3	154.8	156.7	166.1	166.6	582.1
		3,498.3	3,686.8	442.8	444.4	471.2	417.7	1,910.7
Derivative financial instruments								
- Interest rate swaps .....								
		81.9	72.3	27.1	22.0	14.6	7.3	1.3
Trade payables .....								
		138.3	138.3	138.3	-	-	-	-
Accrued expenses.....								
		431.6	431.6	431.6	-	-	-	-
Total at March 31, 2013 .....		4,150.1	4,329.0	1,039.8	466.4	485.8	425.0	1,912.0

### Interest rate re-pricing

Floating interest rates on financial liabilities are generally referenced to European inter-bank interest rates (EURIBOR). Secured long-term debt and interest rate swaps typically re-price on a quarterly basis with finance leases re-pricing on a semi-annual basis. We use current interest rate settings on existing floating rate debt at each year-end to calculate contractual cash flows.

Fixed interest rates on financial liabilities are fixed for the duration of the underlying structures (typically between 7 and 12 years).

The Company holds significant cash balances that are invested on a short-term basis. At March 31, 2015, all of the Company's cash and liquid resources attracted a weighted average interest rate of 0.39% (2014: 0.37%; 2013: 0.39%).

Financial assets	March 31, 2015		March 31, 2014		March 31, 2013	
	Within 1 year	Total	Within 1 year	Total	Within 1 year	Total
	€M	€M	€M	€M	€M	€M
Cash and cash equivalents .....	1,184.6	1,184.6	1,730.1	1,730.1	1,240.9	1,240.9
Cash > 3 months .....	3,604.6	3,604.6	1,498.3	1,498.3	2,293.4	2,293.4
Restricted cash .....	6.7	6.7	13.3	13.3	24.7	24.7
Total financial assets .....	4,795.9	4,795.9	3,241.7	3,241.7	3,559.0	3,559.0

Interest rates on cash and liquid resources are generally based on the appropriate EURIBOR, LIBOR or bank rates dependent on the principal amounts on deposit.

### (d) Foreign currency risk

The Company has exposure to various foreign currencies (principally U.K. pounds sterling and U.S. dollars) due to the international nature of its operations. The Company manages this risk by matching U.K. pound sterling revenues against U.K. pound sterling costs. Any remaining unmatched U.K. pound sterling revenues are used to fund U.S. dollar currency exposures that arise in relation to fuel, maintenance, aviation insurance and capital expenditure costs or are sold for euro. The Company also sells euro forward to cover certain U.S. dollar costs. Further details of the hedging activity carried out by the Company are disclosed in Note 5 to the consolidated financial statements.

The following table shows the net amount of monetary assets of the Company that are not denominated in euro at March 31, 2015, 2014 and 2013. Such amounts have been translated using the following year-end foreign currency rates in 2015: €/£: 0.7273; €/\$. 1.0759 (2014: €/£: 0.8282; €/\$. 1.3788; 2013: €/£: 0.8456; €/\$. 1.2805)

Monetary assets	March 31, 2015			March 31, 2014			March 31, 2013		
	GBP	U.S.\$	euro equiv.	GBP	U.S.\$	euro equiv.	GBP	U.S.\$	euro equiv.
	£M	\$M	€M	£M	\$M	€M	£M	\$M	€M
U.K. pounds sterling cash and liquid resources .....	72.6	-	99.8	79.0	-	95.4	73.6	-	87.1
U.S. Dollar cash and liquid resources .....	-	22.0	20.5	-	9.3	6.7	-	206.9	161.6
	72.6	22.0	120.3	79.0	9.3	102.1	73.6	206.9	248.7

The following table shows the net amount of monetary liabilities of the Company that are not denominated in euro at March 31, 2015, 2014 and 2013. Such amounts have been translated using the following year-end foreign currency rates in 2015: €/£: 1.0759.

	March 31, 2015		March 31, 2014		March 31, 2013	
	U.S.\$	euro equiv.	U.S.\$	euro equiv.	U.S.\$	euro equiv.
	\$M	€M	\$M	€M	\$M	€M
<b>Monetary liabilities</b>						
U.S dollar long term debt.....	371.2	345.0	411.1	298.1	450.0	351.4
	<u>371.2</u>	<u>345.0</u>	<u>411.1</u>	<u>298.1</u>	<u>450.0</u>	<u>351.4</u>

The Company has entered into cross currency interest rate swap arrangements to manage exposures to fluctuations in foreign exchange rates on these U.S. dollar denominated floating rate borrowings, together with managing the exposures to fluctuations in interest rates on these U.S. dollar denominated floating rate borrowings. The fair value of these cross currency interest rate swap instruments at March 31, 2015 was €4.5 million, (2014: €8.5 million; 2013: €5.2 million) which has been classified within current assets, specifically derivative assets falling due within one year (see Note 5 to the consolidated financial statements).

The following table gives details of the notional amounts of the Company's currency forward contracts as at March 31, 2015, 2014 and 2013:

Currency forward contracts	March 31, 2015		March 31, 2014		March 31, 2013	
	U.S.\$	euro equiv.	U.S.\$	euro equiv.	U.S.\$	euro equiv.
	\$M	€M	\$M	€M	\$M	€M
<b>U.S. dollar currency forward contracts</b>						
- for fuel and other purchases.....	4,910.3	3,881.5	3,216.4	2,385.9	2,417.8	1,836.2
- for aircraft purchases .....	4,085.3	3,121.9	919.3	683.2	-	-
	<u>8,995.6</u>	<u>7,003.4</u>	<u>4,135.7</u>	<u>3,069.1</u>	<u>2,417.8</u>	<u>1,836.2</u>

Currency forward contracts	March 31, 2015		March 31, 2014		March 31, 2013	
	Stg £	euro equiv.	Stg £	euro equiv.	Stg £	euro equiv.
	£M	€M	£M	€M	£M	€M
U.K pounds sterling currency forward contracts .....	232.0	293.4	22.5	27.4	-	-
	<u>232.0</u>	<u>293.4</u>	<u>22.5</u>	<u>27.4</u>	<u>-</u>	<u>-</u>

#### (e) Equity risk

The Company has exposure to equity price risk primarily in relation to its 29.8% investment in Aer Lingus. The Company does not have significant influence over Aer Lingus and accordingly, this investment is classified as an available-for-sale financial asset rather than an investment in an associate. Additional information in relation to the available-for-sale financial asset can be found in Note 4 to the consolidated financial statements.



**(f) Credit risk**

The Company holds significant cash balances, which are classified as either cash and cash equivalents or financial assets >3 months. These deposits and other financial instruments (principally certain derivatives and loans as identified above) give rise to credit risk on amounts due from counterparties. Credit risk is managed by limiting the aggregate amount and duration of exposure to any one counterparty through regular review of counterparties' market-based ratings, Tier 1 capital level and credit default swap rates and by taking into account bank counterparties' systemic importance to the financial systems of their home countries. The Company typically enters into deposits and derivative contracts with parties that have a long term Standard and Poors "A" category rating or equivalent credit rating. The maximum exposure arising in the event of default on the part of the counterparty is the carrying value of the relevant financial instrument. The Company is authorised to place funds on deposit for periods up to 3 years. The Board of Directors monitors the return on capital as well as the level of dividends to ordinary shareholders on an ongoing basis.

The Company's revenues derive principally from airline travel on scheduled services, internet income and in-flight and related sales. Revenue is primarily derived from European routes. No individual customer accounts for a significant portion of total revenue.

At March 31, 2015, €1.1 million (2014: €1.4 million; 2013: €1.1 million) of our total accounts receivable balance were past due, of which €0.1 million (2014: €0.1 million; 2013: €0.1 million) was impaired and provided for and €1.0 million (2014: €1.3 million; 2013: €1.0 million) was past due but not impaired. See Note 8 to the consolidated financial statements.

**(g) Liquidity and capital management**

The Company's cash and liquid resources comprise cash and cash equivalents, short-term investments and restricted cash. The Company defines the capital that it manages as the Company's long-term debt and equity. The Company's policy is to maintain a strong capital base so as to maintain investor, creditor and market confidence and to maintain sufficient financial resources to mitigate against risks and unforeseen events.

The Company finances its working capital requirements through a combination of cash generated from operations, bank loans and debt capital market issuances for general corporate purposes including the acquisition of aircraft. The Company had cash and liquid resources at March 31, 2015 of €4,795.9 million (2014: €3,241.7 million; 2013: €3,559.0 million). During the year, the Company funded €788.5 million in purchases of property, plant and equipment (2014: €505.8 million; 2013: €310.7 million). Cash generated from operations has been the principal source for these cash requirements, supplemented primarily by general corporate purposes debt capital markets issuances.

The Board of Directors periodically reviews the capital structure of the Company, considering the cost of capital and the risks associated with each class of capital. The Board approves any material adjustments to the capital structure in terms of the relative proportions of debt and equity.

Ryanair has generally been able to generate sufficient funds from operations to meet its non-aircraft acquisition-related working capital requirements. Management believes that the working capital available to the Company is sufficient for its present requirements and will be sufficient to meet its anticipated requirements for capital expenditures and other cash requirements for the 2015 fiscal year.

**(h) Guarantees**

Details of the Company's guarantees and the related accounting have been disclosed in Note 23 to the consolidated financial statements.

**(i) Sensitivity analysis**

(i) Interest rate risk: Based on the levels of and composition of year-end interest bearing assets and liabilities, including derivatives, at March 31, 2015, a plus or minus one-percentage-point movement in interest rates would result in a respective increase or decrease of €32.9 million (net of tax) in net interest income and expense in the income statement (2014: €18.0 million; 2013: €18.3 million) and €9.6 million in equity (2014: €16.7 million; 2013: €28.8 million). All of the Group's interest rate swaps are used to swap variable rate debt to fixed rate debt; consequently any changes in interest rates would have an equal and opposite income statement effect for both the interest rate swaps and the debt.

(ii) Foreign currency risk: A plus or minus change of 10% in relevant foreign currency exchange rates, based on outstanding foreign currency-denominated financial assets and financial liabilities at March 31, 2015 would have a respective positive or negative impact on the income statement of €3.2 million (net of tax) (2014: €3.0 million; 2013: €2.6 million). The same movement of 10% in foreign currency exchange rates would have a positive €818.7 million impact (net of tax) on equity if the rate fell by 10% and negative €766.4 million impact (net of tax) if the rate increased by 10% (2014: €288.2 million positive or negative; 2013: €183.1 million positive or negative).

(iii) Equity price risk: An increase/decrease of 10% in the Aer Lingus share price as of March 31, 2015 would result in an increase/decrease of €37.1 million in the fair value of the available-for-sale financial assets (2014: €26.0 million; 2013: €22.1 million). The increase/decrease would be recognised in other comprehensive income.

**12 Deferred and current taxation**

The components of the deferred and current taxation in the balance sheet are as follows:

	At March 31,		
	2015 €M	2014 €M	2013 €M
<b>Current tax (assets)/liabilities</b>			
Corporation tax (prepayment)/provision .....	(0.8)	(1.1)	0.3
Total current tax (assets)/liabilities .....	<u>(0.8)</u>	<u>(1.1)</u>	<u>0.3</u>
<b>Deferred tax liabilities</b>			
Origination and reversal of temporary differences on property, plant and equipment, derivatives, pensions and available-for-sale securities .....	462.3	368.6	346.5
Total deferred tax liabilities .....	<u>462.3</u>	<u>368.6</u>	<u>346.5</u>
<b>Total deferred tax liabilities (net) .....</b>	<u>462.3</u>	<u>368.6</u>	<u>346.5</u>
<b>Total tax liabilities (net) .....</b>	<u>461.5</u>	<u>367.5</u>	<u>346.8</u>
	At March 31,		
	2015 €M	2014 €M	2013 €M
<b>Reconciliation of current tax</b>			
At beginning of year .....	(1.1)	0.3	(9.3)
Corporation tax charge in year .....	90.1	31.1	34.1
Adjustment in respect of prior-year under/(over) provision .....	-	-	1.3
Other adjustments .....	(1.4)	-	-
Tax paid .....	<u>(88.4)</u>	<u>(32.5)</u>	<u>(25.8)</u>
At end of year .....	<u>(0.8)</u>	<u>(1.1)</u>	<u>0.3</u>

	At March 31,		
	2015	2014	2013
	€M	€M	€M
<b>Reconciliation of deferred tax</b>			
At beginning of year .....	368.6	346.5	319.4
Release of deferred tax asset for prior-year net operating losses .....	-	-	5.0
New temporary differences on property, plant and equipment, derivatives, pensions and other items .....	93.7	22.1	22.1
At end of year .....	<u>462.3</u>	<u>368.6</u>	<u>346.5</u>

The charge in the year to March 31, 2015 consisted of temporary differences of a charge of €26.5 million for property, plant and equipment and a credit of €0.9 million for other temporary differences, both recognised in the income statement, and a charge of €68.5 million for derivatives and a credit of €0.4 million for pensions, both recognised in other comprehensive income. The charge in the year to March 31, 2014 consisted of temporary differences of a charge of €37.5 million for property, plant and equipment recognised in the income statement and a credit of €15.2 million for derivatives and a credit of €0.2 million for pensions, all recognised in other comprehensive income. The charge in the year to March 31, 2013 consisted of temporary differences of a charge of €41.3 million for property, plant and equipment recognised in the income statement, a credit of €19.0 million for derivatives and a credit of €0.2 million for pensions, all recognised in other comprehensive income.

The components of the tax expense in the income statement were as follows:

	Year ended March 31, 2015	Year ended March 31, 2014	Year ended March 31, 2013
	€M	€M	€M
Corporation tax charge in year .....	90.1	31.1	35.4
Deferred tax charge relating to origination and reversal of temporary differences .....	25.6	37.5	46.2
	<u>115.7</u>	<u>68.6</u>	<u>81.6</u>

The following table reconciles the statutory rate of Irish corporation tax to the Company's effective corporation tax rate:

	Year ended March 31, 2015	Year ended March 31, 2014	Year ended March 31, 2013
	%	%	%
Statutory rate of Irish corporation tax .....	12.5	12.5	12.5
Adjustments for earnings taxed at higher rates .....	0.1	-	0.1
Adjustments for earnings taxed at lower rates .....	(0.6)	(0.5)	(0.7)
Other differences .....	(0.2)	(0.4)	0.6
Total effective rate of taxation .....	<u>11.8</u>	<u>11.6</u>	<u>12.5</u>

Deferred tax applicable to items charged or credited to other comprehensive income were as follows:

	At March 31,		
	2015	2014	2013
	€M	€M	€M
Defined benefit pension obligations .....	(0.4)	(0.2)	(0.2)
Derivative financial instruments .....	68.5	(15.2)	(19.0)
Total tax charge in other comprehensive income .....	<u>68.1</u>	<u>(15.4)</u>	<u>(19.2)</u>

The majority of current and deferred tax recorded in each of fiscal 2015, 2014 and 2013 relates to domestic tax charges and there is no expiry date associated with these temporary differences. In fiscal 2015, the Irish corporation tax rate remained at 12.5%.

The principal components of deferred tax at each year-end were:

	At March 31,		
	2015	2014	2013
	€M	€M	€M
Arising on capital allowances and other temporary differences.....	411.1	385.7	348.2
Arising on derivatives.....	51.7	(16.9)	-
Arising on pension.....	(0.5)	(0.2)	(1.7)
Total.....	<u>462.3</u>	<u>368.6</u>	<u>346.5</u>

At March 31, 2015, 2014 and 2013, the Company recognised all required deferred tax assets and liabilities. No deferred tax has been provided for on the un-remitted earnings of overseas subsidiaries because there is no intention to remit these to Ireland.

### 13 Provisions

	At March 31,		
	2015	2014	2013
	€M	€M	€M
Provision for aircraft maintenance on operating leased aircraft (a) .....	176.2	132.2	122.4
Provision for pension obligation (b) .....	4.6	1.7	13.5
	<u>180.8</u>	<u>133.9</u>	<u>135.9</u>

	At March 31,		
	2015	2014	2013
	€M	€M	€M
<b>(a) Provision for aircraft maintenance on operating leased aircraft</b>			
At beginning of year .....	132.2	122.4	91.3
Increase in provision during the year .....	44.0	38.0	41.9
Utilisation of provision upon the hand-back of aircraft .....	-	(28.2)	(10.8)
At end of year .....	<u>176.2</u>	<u>132.2</u>	<u>122.4</u>

During the 2015 fiscal year, the Company did not return any aircraft held under operating lease to the lessors.

The expected timing of the outflows of economic benefits associated with the provision at March 31, 2015, 2014 and 2013 are as follows:

	Carrying Value	2016	2017	2018	2019	Thereafter
	€M	€M	€M	€M	€M	€M
<b>At March 31, 2015</b>						
Provision for leased aircraft maintenance .....	<u>176.2</u>	<u>65.4</u>	<u>51.4</u>	<u>15.0</u>	<u>22.9</u>	<u>21.4</u>
	Carrying Value	2015	2016	2017	2018	Thereafter
	€M	€M	€M	€M	€M	€M
<b>At March 31, 2014</b>						
Provision for leased aircraft maintenance .....	<u>132.2</u>	<u>1.4</u>	<u>49.0</u>	<u>44.5</u>	<u>22.2</u>	<u>15.1</u>
	Carrying Value	2014	2015	2016	2017	Thereafter
	€M	€M	€M	€M	€M	€M
<b>At March 31, 2013</b>						
Provision for leased aircraft maintenance .....	<u>122.4</u>	<u>52.0</u>	<u>10.4</u>	<u>20.7</u>	<u>23.3</u>	<u>16.0</u>

	At March 31,		
	2015	2014	2013
	€M	€M	€M
<b>b) Provision for pension obligation</b>			
At beginning of year .....	1.7	13.5	11.9
Settlement on closure of Irish defined benefit plan.....	-	(12.5)	-
Movement during the year .....	2.9	0.7	1.6
At end of year .....	4.6	1.7	13.5

See Note 21 to the consolidated financial statements for further details.

#### 14 Other creditors

This consists of deferred gains arising from the sale and leaseback of aircraft. During fiscal year 2015, no sale-and-leaseback aircraft were returned and Ryanair did not enter into sale-and-leaseback arrangements for any new Boeing 737-800 “next generation” aircraft (2014: 8; 2013: 4). Total sale-and-leaseback aircraft at March 31, 2015 was 51.

#### 15 Issued share capital, share premium account and share options

##### (a) Share capital

	At March 31,		
	2015	2014	2013
	€M	€M	€M
<b>Authorised:</b>			
1,680,000,000 ordinary equity shares of 0.635 euro cent each ...	10.7	10.7	10.7
<b>Allotted, called-up and fully paid:</b>			
1,377,661,859 ordinary equity shares of 0.635 euro cent each.....	8.7	-	-
1,383,237,668 ordinary equity shares of 0.635 euro cent each.....	-	8.8	-
1,447,051,752 ordinary equity shares of 0.635 euro cent each.....	-	-	9.2

The movement in the share capital balance year-on-year principally relates to 5.0 million (2014: 5.7 million; 2013: 6.5 million) new shares issued due to the exercise of share options, less the cancellation of 10.6 million shares relating to share buy-backs (2014: 69.5 million; 2013: 15.0 million).

The share capital of Ryanair consists of one class of stock, the ordinary equity shares. The ordinary equity shares do not confer on the holders thereof the specific right to be paid a dividend out of profits.

##### (b) Share premium account

	At March 31,		
	2015	2014	2013
	€M	€M	€M
Balance at beginning of year .....	704.2	687.8	666.4
Share premium arising from the exercise of 5.0 million options in fiscal 2015, 5.7 million options in 2014, 6.5 million options in fiscal 2013.....	14.4	16.4	21.4
Balance at end of year.....	718.6	704.2	687.8

**(c) Share options and share purchase arrangements**

The Company has adopted a number of share option plans, which allow current or future employees or executive directors to purchase shares in the Company up to an aggregate of approximately 5% (when aggregated with other ordinary shares over which options are granted and which have not yet been exercised) of the outstanding ordinary shares of Ryanair Holdings plc, subject to certain conditions. All grants are subject to approval by the Remuneration Committee. These are exercisable at a price equal to the market price of the ordinary shares at the time options are granted. The key terms of these option plans include the requirement that certain employees remain in employment with the Company for a specified period of time and that the Company achieves certain net profit targets and/or share price targets.

Details of the share options outstanding are set out below:

	<b>Share Options</b>	<b>Weighted Average Exercise Price</b>
	<b>M</b>	
Outstanding at March 31, 2013.....	11.5	€2.97
Exercised .....	(5.7)	€2.90
Outstanding at March 31, 2014.....	5.8	€3.04
Exercised .....	(5.0)	€2.88
Granted .....	18.5	€6.91
Expired .....	(0.5)	€4.99
Forfeited .....	(0.8)	€6.25
Outstanding at March 31, 2015.....	18.0	€6.86

The mid-market price of Ryanair Holdings plc's ordinary shares on the Irish Stock Exchange at March 31, 2015 was €11.13 (2014: €7.61; 2013: €5.95). The highest and lowest prices at which the Company's shares traded on the Irish Stock Exchange in the 2015 fiscal year were €11.13 and €6.35, respectively (2014: €7.70 and €5.33, respectively; 2013: €6.16 and €3.83, respectively). There were 0.3 million options exercisable at March 31, 2015 (2014: 5.8 million; 2013: 2.1 million). The average share price for the year was €8.12 (2014: €6.59; 2013: €4.65).

The weighted average share price (as of the dates of exercises) for all options exercised during the 2015 fiscal year was €8.56 (2014: €6.67; 2013: €4.94).

At March 31, 2015 the range of exercise prices and weighted average remaining contractual life of outstanding and exercisable options was as follows:

<b>Range of exercise price (€)</b>	<b>Options outstanding</b>			<b>Options exercisable</b>		
	<b>Number outstanding</b>	<b>Weighted- average remaining contractual life (years)</b>	<b>Weighted- average exercise price (€)</b>	<b>Number exercisable</b>	<b>Weighted- average remaining contractual life (years)</b>	<b>Weighted- average exercise price (€)</b>
	<b>M</b>			<b>M</b>		
2.59-4.99	0.3	0.5	2.56	0.3	0.5	2.56
5.00-8.35	17.7	6.9	6.94	-	-	-

The Company has accounted for its share option grants to employees at fair value, in accordance with IFRS 2, using a binomial lattice model to value the option grants. This has resulted in a charge of €0.5 million to the income statement (2014: €1.9 million charge; 2013: €1.9 million charge) being recognised within the income statement in accordance with employee services rendered.

The table below shows, for all share option grants, the weighted-average assumptions used in the binomial lattice model and the resulting weighted-average grant date fair value of share options granted in 2015:

	<b>Year ended March 31, 2015</b>
Fair value at grant date	1.27
Share price at grant date	7.36
Exercise Price	6.91
Expected dividend yield	3%
Volatility	25%
Range of risk free interest rates	0.3% - 0.5%
Expected term (years)	5 years

A blend of the historical and implied volatilities of the Company's own ordinary shares is used to determine expected volatility for share option granted. The weighted-average volatility is determined by calculating the weighted-average of volatilities for all share options granted in a given year. The expected term of share option grants represents the weighted-average period the awards are expected to remain outstanding. For share options granted in 2015, we estimated the weighted-average expected term based on historical exercise data.

The risk-free interest rate assumption was based on Eurozone zero-coupon bond instruments whose term was consistent with the expected term of the share option granted. The expected dividend yield assumption was based on our history and expectation of dividend payouts.

## **16 Other equity reserve**

The total share based payments reserve at March 31, 2015 was €3.7 million (2014: €9.1 million; 2013: €14.2 million). The available-for-sale financial asset reserve at March 31, 2015 was €291.4 million (2014: €180.6 million; 2013: €141.5 million). The total cash-flow hedge reserve amounted to €308.5 million at March 31, 2015 (2014: negative €83.2 million; 2013: €0.5 million). Further details of the group's derivatives are set out in Notes 5 and 11 to the consolidated financial statements.

## **17 Analysis of operating revenues and segmental analysis**

The Company is managed as a single business unit that provides low fares airline-related services, including scheduled services, internet and other related services to third parties across a European route network. The Company operates a single fleet of aircraft that is deployed through a single route scheduling system.

The Company determines and presents operating segments based on the information that internally is provided to Michael O'Leary, CEO, who is the Company's Chief Operating Decision Maker (CODM). When making resource allocation decisions the CODM evaluates route revenue and yield data, however resource allocation decisions are made based on the entire route network and the deployment of the entire aircraft fleet, which are uniform in type. The objective in making resource allocation decisions is to maximise consolidated financial results, rather than results on individual routes within the network.

The CODM assesses the performance of the business based on the consolidated adjusted profit/(loss) after tax of the Company for the year. This measure excludes the effects of certain income and expense items, which are unusual, by virtue of their size and incidence, in the context of the Company's ongoing core operations, such as the impairment of a financial asset investment, accelerated depreciation related to aircraft disposals and one off release of ticket sale revenue.

All segment revenue is derived wholly from external customers and, as the Company has a single reportable segment, inter-segment revenue is zero.

The Company's major revenue-generating asset class comprises its aircraft fleet, which is flexibly employed across the Company's integrated route network and is directly attributable to its reportable segment operations. In addition, as the Company is managed as a single business unit, all other assets and liabilities have been allocated to the Company's single reportable segment.

There have been no changes to the basis of segmentation or the measurement basis for the segment profit or loss since the prior year.

Reportable segment information is presented as follows:

	Year ended March 31, 2015	Year ended March 31, 2014	Year ended March 31, 2013
	€M	€M	€M
<b>External revenues</b> .....	5,654.0	5,036.7	4,884.0
<b>Reportable segment adjusted profit after income tax</b> .....	<u>866.7</u>	<u>522.8</u>	<u>569.3</u>
<b>Other segment information:</b>			
Depreciation .....	(377.7)	(351.8)	(329.6)
Finance income .....	17.9	16.5	27.4
Finance expense .....	(74.2)	(83.2)	(99.3)
Capital expenditure .....	(788.5)	(505.8)	(310.7)
	<b>At March 31, 2015</b>	<b>At March 31, 2014</b>	<b>At March 31, 2013</b>
	€M	€M	€M
Reportable segment assets (i) .....	<u>11,814.4</u>	<u>8,551.8</u>	<u>8,721.8</u>

(i) Excludes the available-for-sale financial asset.

#### Entity-wide disclosures:

Geographical information for revenue by country of origin is as follows:

	Year ended March 31, 2015	Year ended March 31, 2014	Year ended March 31, 2013
	€M	€M	€M
Ireland .....	560.7	532.4	471.3
United Kingdom .....	1,550.1	1,253.6	1,227.1
Other European countries .....	3,543.2	3,250.7	3,185.6
	<u>5,654.0</u>	<u>5,036.7</u>	<u>4,884.0</u>

Ancillary revenues included in total revenue above comprise:

	Year ended March 31, 2015	Year ended March 31, 2014	Year ended March 31, 2013
	€M	€M	€M
Non-flight scheduled .....	1,164.4	1,012.4	832.9
In-flight .....	128.1	117.3	109.8
Internet income .....	101.2	117.5	121.5
	<u>1,393.7</u>	<u>1,247.2</u>	<u>1,064.2</u>

Non-flight scheduled revenue arises from the sale of rail and bus tickets, hotel reservations, car hire and other sources, including excess baggage charges and administration fees, all directly attributable to the low-fares business.



All of the Company's operating profit arises from low-fares airline-related activities, its only business segment. The major revenue earning assets of the Company are its aircraft, which are registered in Ireland and therefore profits accrue principally in Ireland. Since the Company's aircraft fleet is flexibly employed across its route network in Europe, there is no suitable basis of allocating such assets and related liabilities to geographical segments.

## 18 Staff numbers and costs

The average weekly number of staff, including the executive director, during the year, analysed by category, was as follows:

	Year ended March 31, 2015	Year ended March 31, 2014	Year ended March 31, 2013
Flight and cabin crew.....	8,699	8,706	8,280
Sales, operations, management and administration .....	887	795	779
	<u>9,586</u>	<u>9,501</u>	<u>9,059</u>

At March 31, 2015 the company had a team of 9,393 people (2014: 8,992; 2013: 9,137).

The aggregate payroll costs of these persons were as follows:

	Year ended March 31, 2015 €M	Year ended March 31, 2014 €M	Year ended March 31, 2013 €M
Staff and related costs.....	479.1	441.5	412.3
Social welfare costs .....	19.8	18.7	18.4
Other pension costs (a) .....	3.5	1.5	2.9
Share based payments (b) .....	0.5	1.9	2.0
	<u>502.9</u>	<u>463.6</u>	<u>435.6</u>

- (a) Costs in respect of defined-contribution benefit plans and other pension arrangements were €3.2 million in 2015 (2014: €2.6 million; 2013: €2.1 million) while costs associated with the defined benefit plans included here were €0.3 in 2015 (2014: credit of €1.1 million; 2013: costs of €0.8 million). (See Note 21 to the consolidated financial statements).
- (b) In the year ended March 31, 2015 the charge in the income statement of €0.5 million for share based compensation comprises a charge for the fair value of various share options granted in the period, which are being recognised in the income statement in accordance with services rendered, offset by a reversal of previously recognised share-based compensation expense for awards that did not vest.

## 19 Statutory and other information

	Year ended March 31, 2015	Year ended March 31, 2014	Year ended March 31, 2013
	€M	€M	€M
<b>Directors' emoluments:</b>			
-Fees .....	0.5	0.5	0.3
-Share based compensation.....	0.6	-	-
-Other emoluments, including bonus and pension contributions .....	1.9	1.8	1.3
Total directors' emoluments .....	3.0	2.3	1.6
<b>Auditor's remuneration (including reimbursement of outlay):</b>			
- Audit services (i) .....	0.5	0.5	0.5
- Tax advisory services (ii) .....	0.3	0.3	0.3
Total fees .....	0.8	0.8	0.8
Included within the above total fees, the following fees were payable to other KPMG firms outside of Ireland:			
Audit services .....	-	-	-
Tax services .....	0.2	0.2	0.2
Total fees .....	0.2	0.2	0.2
Depreciation of owned property, plant and equipment .....	357.8	333.9	311.2
Depreciation of property, plant and equipment held under finance leases ....	19.9	17.9	18.4
Operating lease charges, principally for aircraft .....	109.4	101.5	98.2

- (i) Audit services comprise audit work performed on the consolidated financial statements. In 2015, €1,000 (2014: €1,000; 2013: €1,000) of audit fees relate to the audit of the Parent Company.
- (ii) Tax services include all services, except those services specifically related to the audit of financial statements, performed by the independent auditor's tax personnel, supporting tax-related regulatory requirements, and tax compliance and reporting.

### (a) Fees and emoluments - executive director

	Year ended March 31, 2015	Year ended March 31, 2014	Year ended March 31, 2013
	€M	€M	€M
Basic salary.....	1.0	1.0	0.8
Bonus (performance and target-related).....	0.9	0.8	0.5
Share based compensation .....	0.5	-	-
	2.4	1.8	1.3

During the years ended March 31, 2015, 2014, and 2013 Michael O'Leary was the only executive director.

**(b) Fees and emoluments – non-executive directors**

	Year ended March 31, 2015	Year ended March 31, 2014	Year ended March 31, 2013
	€M	€M	€M
<b>Fees</b>			
David Bonderman .....	0.10	0.10	-
Michael Cawley (i) .....	0.03	-	-
Michael Horgan .....	0.04	0.04	0.03
Klaus Kirchberger.....	-	-	0.04
Charles McCreevy .....	0.05	0.05	0.05
Declan McKeon .....	0.05	0.05	0.05
Kyran McLaughlin.....	0.05	0.05	0.05
Dick Milliken.....	0.05	0.03	-
Julie O'Neill .....	0.05	0.05	0.01
James Osborne .....	0.05	0.05	0.05
Louise Phelan .....	0.05	0.05	0.01
Paolo Pietrogrande.....	-	-	0.02
	0.52	0.47	0.31
<b>Emoluments</b>			
Michael Horgan .....	0.04	0.04	0.04
Share based compensation .....	0.06	-	-
Total.....	0.62	0.51	0.35

(i) Michael Cawley was appointed to the Board of Directors on August 7, 2014.

**(c) Pension benefits**

From October 1, 2008, Michael O'Leary was no longer an active member of a Company defined-benefit plan. The total accumulated accrued benefit for Michael O'Leary at March 31, 2015 was €0.1 million (2014: €0.1 million; 2013 €0.1 million). Pension benefits have been computed in accordance with Section 6.8 of the Listing Rules of the Irish Stock Exchange. Increases in transfer values of the accrued benefits have been calculated as at the year-end in accordance with version 1.1 of Actuarial Standard of Practice PEN-11. No non-executive directors are members of the Company defined-benefit plan.

Michael O'Leary is a member of a defined-contribution plan. During the years ended March 31, 2015, 2014, and 2013 the Company did not make contributions to the defined-contribution plan for Michael O'Leary. No non-executive directors are members of the Company defined-contribution plan.

**(d) Shares and share options**

*(i) Shares*

Ryanair Holdings plc is listed on the Irish, London and NASDAQ stock exchanges.

The beneficial interests as at March 31, 2015, 2014 and 2013 of the directors in office at March 31, 2015 and of their spouses and dependent children in the share capital of the Company are as follows:

	No. of Shares at March 31,		
	2015	2014	2013
David Bonderman .....	7,680,671	7,655,671	9,230,671
Michael Cawley .....	615,588	-	-
Michael Horgan .....	50,000	50,000	50,000
Kyran McLaughlin.....	225,000	200,000	200,000
Dick Milliken.....	10,000	10,000	-
Michael O'Leary.....	51,381,256	51,081,256	51,081,256
James Osborne .....	310,256	310,256	310,256
Louise Phelan .....	7,000	7,000	-

(ii) *Share options*

The share options held by each director in office at the end of fiscal 2015 were as follows:

	No. of Options at March 31,		
	2015	2014	2013
David Bonderman (a) (b).....	30,000	25,000	25,000
Michael Cawley (a).....	30,000	-	-
Charles McCreevy (a).....	30,000	-	-
Declan McKeon (a).....	30,000	-	-
Michael Horgan (a) (b).....	30,000	-	25,000
Kyran McLaughlin (a) (b).....	30,000	-	25,000
Dick Milliken (a).....	30,000	-	-
Michael O’Leary (c).....	5,000,000	-	-
Julie O’Neill (a).....	30,000	-	-
James Osborne (a) (b).....	30,000	25,000	25,000
Louise Phelan (a).....	30,000	-	-

- (a) These 30,000 options were granted to the directors at an exercise price of €6.25 (the market value at the date of grant) during the 2015 fiscal year and are exercisable between June 2019 and July 2022.
- (b) These 25,000 options were granted to the directors at an exercise price of €4.96 (the market value at the date of grant) during the 2008 fiscal year and were exercisable between June 2012 and June 2014.
- (c) These options were granted to Mr. O’Leary during fiscal 2015 at an exercise price of €8.345 (the market value at the date of the grant) and are exercisable between September 2019 and November 2021.

In the 2015 fiscal year the Company incurred total share-based compensation expense of €0.58 million (2014: €nil million; 2013: €0.01 million) in relation to directors.

## 20 Finance expense

	Year ended March 31, 2015	Year ended March 31, 2014	Year ended March 31, 2013
	€M	€M	€M
Interest payable on bank loans wholly repayable after five years.....	74.1	82.3	99.1
Interest arising on pension liabilities, net (see Note 21).....	0.1	0.9	0.2
	<u>74.2</u>	<u>83.2</u>	<u>99.3</u>

## 21 Pensions

The Company accounts for pensions in accordance with IAS 19, “*Employee Benefits*.” The Company applied IAS 19 (amendment 2011), “Employee benefits” with effect from April 1, 2013. The Company has not restated previously recognised amounts for the years ended March 31, 2013 and 2012 due to this change in accounting policy. The Company has determined that any restatement of prior period amounts would not result in a material change in the previous recognised amounts.

The Company operates defined-benefit and defined-contribution schemes.

The Company funds the pension entitlements of certain employees through defined-benefit plans. At March 31, 2015 there was one plan operated for eligible UK employees.

The Irish defined benefit plan was closed effective December 31, 2013. In the year ended March 31, 2014, the Company made a final contribution of €12.5 million into the Irish defined benefit plan which represented a full and final settlement of the Company’s liability to contribute to the Irish defined benefit plan.

The UK and Irish schemes were closed to new entrants on January 1, 2000. In general, on retirement, a member is entitled to a pension calculated at 1/60th of the final pensionable salary for each year of pensionable service, subject to a maximum of 40 years. The UK plan is fully funded on a discontinuance basis and the related pension costs and liabilities are assessed in accordance with the advice of a professionally qualified actuary. The investments of the UK plan at March 31, 2015 consisted of units held in independently administered funds. The most recent full actuarial valuations of the UK plan was carried out at January 1, 2014, in accordance with local regulatory requirements using the projected unit credit method, and the valuation reports are not available for public inspection.

A separate annual actuarial valuation has been performed for the purposes of preparing these financial statements. The principal actuarial assumptions used for the purpose of this actuarial valuation were as follows:

	At March 31,		
	2015	2014	2013
	%	%	%
Discount rate used for Irish plan .....	-	-	4.30
Discount rate used for UK plan .....	3.40	4.60	4.40
Return on plan assets for Irish plan .....	-	-	5.92
Return on plan assets for UK plan .....	6.29	7.14	6.52
Rate of euro inflation .....	-	-	2.00
Rate of UK inflation .....	3.00	3.30	3.30
Future pension increases in Irish plan .....	-	-	0.00
Future pension increases in UK plan .....	2.90	3.20	3.20
Future salary increases for Irish plan .....	-	-	1.75
Future salary increases for UK plan .....	1.75	1.75	1.75

The Company uses certain mortality rate assumptions when calculating scheme liabilities. The mortality assumptions of the UK scheme have been based on the “SAPS” mortality table while the mortality assumptions of the Irish scheme for the years ended March 31, 2013 and 2012 have been based on the mortality table 62%/70% PNM/FL00. Both mortality assumptions make allowance for future improvements in mortality rates. Retirement ages for scheme members are 60 for pilots and 65 for other staff.

The current life expectancies underlying the value of the scheme liabilities for the UK scheme are as follows:

	At March 31,		
	2015	2014	2013
<b>Retiring at age 60:</b>			
Male .....	26.5	26.6	26.4
Female .....	28.9	28.9	28.7
<b>Retiring at age 65:</b>			
Male .....	21.9	22.1	21.9
Female .....	24.4	24.1	23.9

The amounts recognised in the consolidated balance sheet in respect of defined benefit plans are as follows:

	At March 31,		
	2015	2014	2013
	€M	€M	€M
Present value of benefit obligations .....	(16.7)	(11.5)	(48.1)
Fair value of plan assets .....	12.0	9.8	34.6
Present value of net obligations .....	(4.7)	(1.7)	(13.5)
Related deferred tax asset .....	0.5	0.2	1.7
Net pension liability .....	(4.2)	(1.5)	(11.8)

The amounts recognised in the consolidated income statement in respect of our defined-benefit plans are as follows:

	Year ended March 31, 2015 €M	Year ended March 31, 2014 €M	Year ended March 31, 2013 €M
<b>Included in payroll costs</b>			
Service cost.....	0.2	0.8	0.9
Settlement gain .....	-	(1.9)	-
Net defined benefit pension (gain)/costs .....	0.2	(1.1)	0.9
<b>Included in finance expense</b>			
Net finance expense .....	0.1	0.9	0.2

Analysis of amounts included in the Consolidated Statement of Comprehensive Income (“CSOCI”);

	Year ended March 31, 2015 €M	Year ended March 31, 2014 €M	Year ended March 31, 2013 €M
Return on scheme assets .....	2.0	0.1	2.0
Experience gains/(loss) on scheme liabilities.....	(1.8)	-	0.3
Changes in assumptions underlying the present value of scheme liabilities .....	(3.0)	(1.9)	(3.6)
Actuarial loss recognised in the CSOCI.....	(2.8)	(1.8)	(1.3)
Related deferred tax asset .....	0.5	0.2	0.2
Net actuarial losses recognised in the CSOCI.....	(2.3)	(1.6)	(1.1)

Changes in the present value of the defined-benefit obligation of the plans are as follows:

	At March 31,		
	2015 €M	2014 €M	2013 €M
Projected benefit obligation at beginning of year .....	11.5	48.1	42.2
Service cost.....	0.2	0.8	0.9
Interest cost.....	0.6	1.7	2.1
Plan participants’ contributions .....	0.1	0.2	0.3
Actuarial loss .....	3.0	1.9	3.5
Benefits paid .....	(0.5)	(0.7)	(0.8)
Foreign exchange rate changes .....	1.8	0.3	(0.1)
Liabilities extinguished on closure of Irish defined benefit plan .....	-	(40.8)	-
Projected benefit obligation at end of year funded.....	16.7	11.5	48.1

Changes in fair values of the plans' assets are as follows:

	At March 31,		
	2015	2014	2013
	€M	€M	€M
Fair value of plan assets at beginning of year .....	9.8	34.6	30.3
Expected return on plan assets .....	-	0.4	1.9
Interest income .....	0.4	0.8	-
Actuarial gain/(loss) on plan assets .....	0.6	0.1	2.0
Employer contribution .....	0.2	0.5	0.8
Settlement on closure of Irish defined benefit plan .....	-	12.5	-
Plan participants' contributions .....	0.1	0.2	0.3
Benefits paid .....	(0.5)	(0.7)	(0.8)
Foreign exchange rate changes .....	1.4	0.3	0.1
Assets distributed on closure of Irish defined benefit plan .....	-	(38.9)	-
Fair value of plan assets at end of year .....	12.0	9.8	34.6

The fair value of the plans' assets at March 31 of each year is analysed as follows:

	At March 31,		
	2015 (i)	2014 (ii)	2013 (ii)
	€M	€M	€M
Equities .....	9.5	7.0	26.8
Bonds .....	1.1	1.9	5.8
Property .....	0.1	0.1	0.7
Other assets .....	1.3	0.8	1.3
Total fair value of plan assets .....	12.0	9.8	34.6

(i) Amounts for the year ended March 31, 2015 and 2014 relate to the UK plan only.

(ii) Amounts for the years ended March 31, 2013 relate to both the Irish and UK plans combined.

The plans' assets do not include any of our own financial instruments, nor any property occupied by, or other assets used by us.

The expected long-term rate of return on assets was 7.14% in 2014 and 6.52% in 2013 for the UK schemes. This was calculated based on the assumptions of the following returns for each asset class: Equities 8.30% in 2014 and 7.50% in 2013; Corporate and Overseas Bonds 4.30% in 2014 and 4.40% in 2013; and Other 3.65% in 2014 and 2.85% in 2013.

Since there are no suitable euro-denominated AA-rated corporate bonds, the expected return is estimated by adding a suitable risk premium to the rate available from government bonds. The assumptions are based on long-term expectations at the beginning of the reporting period and are expected to be relatively stable.

The history of the plans for the current and prior periods is as follows:

	At March 31,				
	2015	2014	2013	2012	2011
	€M	€M	€M	€M	€M
Difference between expected and actual return on assets .....	0.6	0.1	2.0	(0.8)	(0.3)
Expressed as a percentage of scheme assets .....	5%	1%	6%	(3%)	(1%)
Experience (loss)/gain on scheme liabilities .....	0.1	-	0.3	(0.8)	0.9
Expressed as a percentage of scheme liabilities .....	1%	-%	1%	(2%)	3%
Total actuarial (losses)/gains .....	(2.8)	(1.8)	(1.3)	(7.1)	5.5
Expressed as a percentage of scheme liabilities .....	(17%)	(17%)	(3%)	(17%)	17%

The Company expects to contribute approximately €0.2 million to our defined-benefit plan in 2015.

## Defined-contribution schemes

The Company operates defined-contribution retirement plans in Ireland and the UK. The costs of these plans are charged to the consolidated income statement in the period in which they are incurred. The pension cost of these defined-contribution plans was €3.4 million in 2015 (2014: €2.6 million; 2013: €2.1 million).

## 22 Earnings per share

	At March 31,		
	2015	2014	2013
Basic earnings per ordinary share (in euro cent) .....	62.59	36.96	39.45
Diluted earnings per ordinary share (in euro cent) .....	62.46	36.86	39.33
Number of ordinary shares (in Ms) used for EPS			
Basic .....	1,384.7	1,414.6	1,443.1
Diluted (a) .....	1,387.6	1,418.2	1,447.4

(a) Details of share options in issue have been described more fully in Note 15 to the consolidated financial statements. See below for explanation of diluted number of ordinary shares.

Diluted earnings per share takes account solely of the potential future exercise of share options granted under the Company's share option schemes. For the 2015 fiscal year, the weighted average number of shares in issue of 1,387.6 million includes weighted average share options assumed to be converted, and equal to a total of 2.9 million shares. For the 2014 fiscal year, the weighted average number of shares in issue of 1,418.2 million includes weighted average share options assumed to be converted, and equal to a total of 3.6 million shares. For the 2013 fiscal year, the weighted average number of shares in issue of 1,447.4 million includes weighted average share options assumed to be converted, and equal to a total of 4.3 million shares.

## 23 Commitments and contingencies

### Commitments

In March 2013, the Group entered into a contract with Boeing (the "2013 Boeing Contract") whereby the Group agree to purchase 175 Boeing 737-800 "next-generation" aircraft over a five year period from calendar 2014 to 2018.

In April 2014, the Company agreed to purchase an additional 5 Boeing 737-800 "next-generation" aircraft for delivery in fiscal year 2016 on the same terms and conditions as the 2013 Boeing Contract. In March 2015, the Company announced the purchase of an additional 3 Boeing 737-800 aircraft for delivery in early 2016 on the same terms as the 2013 Boeing Contract. This brings the total "firm" new deliveries to 183 aircraft.

In September 2014, the Group agreed to purchase up to 200 (100 firm and 100 options) Boeing 737-Max-200 aircraft from The Boeing Corporation during the period Fiscal 2019 to Fiscal 2024. This agreement was approved at an EGM of Ryanair Holdings plc on November 28, 2014.

The table below details the firm aircraft delivery schedule at March 31, 2015 and March 31, 2014 for the Company pursuant to the 2013 Boeing contracts.

	Aircraft Delivered at March 31, 2015	Firm Aircraft Deliveries Fiscal 2016	Firm Aircraft Deliveries Post Fiscal 2015/2016	Total "Firm" Aircraft	Basic price per aircraft (U.S.\$ million)	Firm Aircraft Deliveries Fiscal 2014- 2015 at March 31, 2014
2013 Contract .....	11	41	131	183	78.49	-
2014 Contract .....	-	-	100	100	102.50	-
Total.....	11	41	231	283		-



The “Basic Price” (equivalent to a standard list price for an aircraft of this type) for each aircraft governed by the 2013 Boeing contract will be increased by (a) an estimated U.S.\$2.9 million per aircraft for certain “buyer furnished” equipment the Company has asked Boeing to purchase and install on each of the aircraft, and (b) an “Escalation Factor” designed to increase the Basic Price, as defined in the purchase agreement, of any individual aircraft by applying a formula which reflects increases in the published U.S. Employment Cost and Producer Price indices between the time the Basic Price was set and the period of 18 to 24 months prior to the delivery of such aircraft.

The “Basic Price” (equivalent to a standard list price for an aircraft of this type) for each aircraft governed by the 2014 Boeing contract will be increased by (a) an estimated U.S.\$1.6 million per aircraft for certain “buyer furnished” equipment the Company has asked Boeing to purchase and install on each of the aircraft, and (b) an “Escalation Factor” designed to increase the Basic Price, as defined in the purchase agreement, of any individual aircraft by applying a formula which reflects increases in the published U.S. Employment Cost and Producer Price indices between the time the Basic Price was set and the period of 18 to 24 months prior to the delivery of such aircraft.

Boeing has granted Ryanair certain price concessions as part of the Boeing 2013 Contract and the 2014 Contract. These take the form of credit memoranda to the Company for the amount of such concessions, which the Company may apply toward the purchase of goods and services from Boeing or toward certain payments, other than advance payments, in respect of the purchase of the aircraft under the various Boeing contracts.

Boeing and CFMI (the manufacturer of the engines to be fitted on the purchased aircraft) have also agreed to give the Company certain allowances in addition to providing other goods and services to the Company on concessionary terms. These credit memoranda and allowances will effectively reduce the price of each aircraft to the Company. As a result, the effective price of each aircraft (the purchase price of the new aircraft net of discounts received from Boeing) will be significantly below the Basic Price mentioned above. At March 31, 2015, the total potential commitment to acquire all 283 “firm” aircraft, not taking such increases and decreases into account, will be approximately U.S. \$24.6 billion. At March 31, 2014, the total potential commitment was U.S. \$13.8 billion to acquire all 175 “firm” aircraft.

### ***Operating leases***

The Company financed 76 of the Boeing 737-800 aircraft delivered between December 2003 and March 2014 under seven-year, sale-and-leaseback arrangements with a number of international leasing companies, pursuant to which each lessor purchased an aircraft and leased it to Ryanair under an operating lease. Between October 2010 and December 2012, 17 operating lease aircraft were returned to the lessor at the agreed maturity date of the lease. At March 31, 2015 Ryanair had 51 operating lease aircraft in the fleet. As a result, Ryanair operates, but does not own, these aircraft. Ryanair has no right or obligation to acquire these aircraft at the end of the relevant lease terms. 18 of these leases are denominated in euro and require Ryanair to make fixed rental payments over the term of the leases. 33 remaining operating leases are U.S. dollar-denominated which require Ryanair to make fixed rental payments. The Company has an option to extend the initial period of seven years on 31 of the 51 remaining operating lease aircraft as at March 31, 2015, on pre-determined terms. This includes 4 operating lease arrangements which are due to mature during the year ended March 31, 2016 but have been extended for a further 6 months. The following table sets out the total future minimum payments of leasing 51 aircraft (2014: 51 aircraft; 2013: 59 aircraft), ignoring movement in interest rates, foreign currency and hedging arrangements, at March 31, 2015, 2014 and 2013, respectively:

	At March 31,					
	2015		2014		2013	
	Minimum payments €M	Present value of Minimum payments €M	Minimum payments €M	Present value of Minimum payments €M	Minimum payments €M	Present value of minimum payments €M
Due within one year .....	139.9	134.6	118.7	112.7	107.2	98.4
Due between one and five years.....	272.7	241.7	292.1	246.5	342.4	258.0
Due after five years.....	20.2	16.0	61.9	44.4	94.5	53.3
Total.....	432.8	392.3	472.7	403.6	544.1	409.7

### *Finance leases*

The Company financed 30 Boeing 737-800 aircraft delivered between March 2005 and March 2014 with 13-year euro-denominated Japanese Operating Leases with Call Options (“JOLCOs”). These structures are accounted for as finance leases and are initially recorded at fair value in the Company’s balance sheet. Under each of these contracts, Ryanair has a call option to purchase the aircraft at a pre-determined price after a period of 10.5 years, which it may exercise. Ryanair exercised this option for 4 of these aircraft in fiscal year 2015. Six aircraft have been financed through euro-denominated 12 year amortising commercial debt transactions.

The following table sets out the total future minimum payments of leasing 26 aircraft (2014: 30 aircraft; 2013: 30 aircraft) under JOLCOs at March 31, 2015, 2014 and 2013, respectively:

	At March 31,					
	2015		2014		2013	
	Minimum payments €M	Present value of Minimum payments €M	Minimum payments €M	Present value of Minimum payments €M	Minimum payments €M	Present value of minimum payments €M
Due within one year .....	52.7	49.8	78.1	73.5	58.1	53.4
Due between one and five years.....	565.7	284.1	408.6	250.0	359.1	260.9
Due after five years.....	-	-	248.4	83.9	365.7	146.5
Total minimum lease payments.....	618.4	333.9	735.1	407.4	782.9	460.8
Less amounts allocated to future financing costs.....	(10.1)	-	(18.2)	-	(20.3)	-
Present value of minimum lease payments .....	608.3	333.9	716.9	407.4	762.6	460.8

Commitments resulting from the use of derivative financial instruments by the Company are described in Notes 5 and 11 to the consolidated financial statements.

### *Contingencies*

The Company is engaged in litigation arising in the ordinary course of its business. Management does not believe that any such litigation will individually or in aggregate have a material adverse effect on the financial condition of the Company. Should the Company be unsuccessful in these litigation actions, management believes the possible liabilities then arising cannot be determined but are not expected to have a material adverse effect on the Company’s results of operations or financial position.

In February 2004, the European Commission ruled that Ryanair had received illegal state aid from the Walloon regional government in connection with its establishment of a low cost base at Brussels (Charleroi). Ryanair advised the regional government that it believed no money was repayable as the cost of establishing the base exceeded the amount determined to be illegal state aid. Ryanair also appealed the decision of the European Commission to the European Court of First Instance (“CFI”), requesting that the Court annul the decision on the basis that Ryanair’s agreement at Brussels (Charleroi) was consistent with agreements at similar privately owned airports and therefore did not constitute illegal state aid. The Company placed €4.0 million in an escrow account pending the outcome of this appeal. In December 2008, the CFI annulled the Commission’s decision against Charleroi Airport and Ryanair was repaid the €4 million that the Commission had claimed was illegal state aid. A further action taken by the Belgian government for €2.3 million has also been withdrawn.

Ryanair is facing similar legal challenges with respect to agreements with certain other airports. In January 2010, the European Commission concluded that the financial arrangements between Bratislava airport in Slovakia and Ryanair do not constitute state aid within the meaning of EU rules, because these arrangements were in line with market terms. In July 2012 the European Commission similarly concluded that the financial arrangements between Tampere airport in Finland and Ryanair do not constitute state aid. In February 2014 the European Commission found that the financial arrangements between Aarhus, Berlin (Schönefeld) and Marseille airports, and Ryanair, do not constitute state aid. In July 2014 the European Commission announced a ‘no state aid’ decision in respect of Dusseldorf (Weeze) airport. In October 2014, the European Commission concluded that Ryanair’s agreements with the Brussels (Charleroi), Frankfurt (Hahn), Alghero and Stockholm (Västerås) airports did not constitute State aid. In July and October 2014, the European Commission announced findings of state aid to Ryanair in its arrangements with Pau, Nîmes, Angoulême, Altenburg and Zweibrücken airports, ordering Ryanair to repay a total of approximately €10.4m of alleged aid. Ryanair has appealed the Angoulême and Pau decisions to the EU General Court, and is currently preparing appeals against the remaining ‘aid’ decisions. These appeal proceedings are expected to take between 2 and 4 years. The remaining eight investigations involving Ryanair and Lübeck, Paris (Beauvais), La Rochelle, Klagenfurt, Carcassonne, Cagliari, Girona and Reus airports are ongoing and Ryanair currently expects that they will conclude mid to late 2015, with any European Commission decisions appealable to the EU General Court.

State aid complaints by Lufthansa about Ryanair’s cost base at Frankfurt (Hahn) have been rejected by German courts, as have similar complaints by Air Berlin in relation to Ryanair’s arrangement with Lübeck airport, but following a German Supreme Court ruling on a procedural issue in early 2011, these cases are currently being re-heard by lower courts. In addition, Ryanair has been involved in legal challenges including allegations of state aid at Alghero, Berlin (Schönefeld) and Marseille airports. The Alghero case (initiated by Air One) was dismissed in its entirety in April 2011. The Berlin (Schönefeld) case (initiated by Germania) was discontinued following the European Commission’s finding in February 2014 that Ryanair’s arrangement with the airport contained no state aid. The Marseille case was withdrawn by the plaintiffs (subsidiaries of Air France) in May 2011.

The Company has also entered into a series of interest rate swaps to hedge against fluctuations in interest rates for certain floating-rate financing arrangements. Cash deposits have been set aside as collateral for the counterparty’s exposure to risk of fluctuations on certain long-term derivative and other financing arrangements with Ryanair (restricted cash) (see Note 9 to the consolidated financial statements for further details). Additional numerical information on these swaps and on other derivatives held by the Company is set out in Notes 5 and 11 to the consolidated financial statements.

## 24 Note to cash flow statement

	At March 31,		
	2015	2014	2013
	€M	€M	€M
Net funds/(debt) at beginning of year .....	158.1	60.7	(109.6)
(Decrease)/increase in cash and cash equivalents in year .....	(545.5)	489.2	(1,467.4)
Increase/(decrease) in financial assets > 3 months .....	2,106.3	(795.1)	1,521.2
Decrease in restricted cash .....	(6.6)	(11.4)	(10.4)
Net cash flow from (increase)/decrease in debt .....	(1,348.0)	414.7	126.9
Movement in net funds resulting from cash flows .....	206.2	97.4	170.3
Net funds at end of year .....	364.3	158.1	60.7
Analysed as:			
Cash and cash equivalents, financial assets and restricted cash .....	4,795.9	3,241.7	3,559.0
Total borrowings* .....	(4,431.6)	(3,083.6)	(3,498.3)
Net funds/(debt) .....	364.3	158.1	60.7

\*includes both current and non-current maturities of debt.

## 25 Dividends and share buy-backs

In the year ended March 31, 2015 the Company bought back 10.9 million ordinary shares at a total cost of €112.0 million. This is equivalent to approximately 0.8% of the Company's issued share capital at March 31, 2015. 10.6 million ordinary shares repurchased have been cancelled at March 31, 2015. The remaining 0.3 million were cancelled on April 1, 2015. Accordingly, share capital decreased by 10.6 million ordinary shares with a nominal value of €0.1 million and other undenominated capital increased by a corresponding €0.1 million. Other undenominated capital is required to be created under Irish law to preserve permanent capital in the Parent Company.

On June 20, 2013 the Company detailed plans to return up to €1.0 billion to shareholders over the following two years. At March 31, 2014, the Company bought back 69.5 million ordinary shares at a total cost of €481.7 million. This was equivalent to approximately 4.8% of the Company's issued share capital. All ordinary shares repurchased were cancelled. Accordingly share capital decreased by 69.5 million ordinary shares with a nominal value of €0.4 million and other undenominated capital increased by a corresponding €0.4 million. In February 2015 we paid a special dividend of €520 million to shareholders. This is our third special dividend and the total of these dividends paid to shareholders amounts to €1.5 billion.

## 26 Post-balance sheet events

From April 01, 2015 to July 23, 2015 the Company bought back 21.3m shares at a total cost of €246.5m under its €400.0 million share buy-back programme. These shares represent approximately 2.4% of the Company's issued share capital. All ordinary shares repurchased were cancelled.

On June 19, 2015 the International Airlines Group issued a formal offer for Aer Lingus Group plc. The offer, which was recommended by the Board of Aer Lingus Group plc, consists of cash consideration of €2.50 per ordinary share plus a €0.05 ordinary dividend (already paid in May 2015). The offer is subject to the acceptance of the offer by key shareholders, namely the Irish government and Ryanair, and regulatory approval from the European competition authorities.

On July 10, 2015 Ryanair confirmed that the Board of Ryanair Holdings voted unanimously to accept the IAG offer for Ryanair's 29.8% shareholding in Aer Lingus Group plc, subject to that offer receiving merger clearance from the European Commission (which was subsequently granted on July 15, 2015).

## 27 Subsidiary undertakings and related party transactions

The following is the principal subsidiary undertaking of Ryanair Holdings plc:

Name	Effective date of acquisition/incorporation	Registered Office	Nature of Business
Ryanair Limited (a).....	August 23, 1996 (acquisition)	Airside Business Park Swords Co Dublin, Ireland.	Airline operator

(a) Ryanair Limited is wholly owned by Ryanair Holdings plc.

Information regarding all other subsidiaries will be filed with the Company's next Irish Annual Return as provided for by Section 16(3) of the Irish Companies (Amendment) Act, 1986.

In accordance with the basis of consolidation policy, as described in Note 1 of these consolidated financial statements, the subsidiary undertaking referred to above has been consolidated in the financial statements of Ryanair Holdings plc for the years ended March 31, 2015, 2014 and 2013.

The total amount of remuneration paid to senior key management (defined as the executive team reporting to the Board of Directors) and directors amounted to €9.0 million in the fiscal year ended March 31, 2015, (2014: €7.9 million; 2013: €7.1 million), the majority of which comprises short-term employee benefits.

	Year ended March 31, 2015	Year ended March 31, 2014	Year ended March 31, 2013
	€M	€M	€M
Basic salary and bonus.....	7.2	6.8	6.0
Pension contributions.....	0.2	0.1	0.1
Share-based compensation expense .....	1.6	1.0	1.0
	<u>9.0</u>	<u>7.9</u>	<u>7.1</u>

## 28 Date of approval

The consolidated financial statements were approved by the Board of Directors of the Company on July 24, 2015.

## Company Balance Sheet

		At March 31,		
		2015	2014	2013
	Note	€M	€M	€M
<b>Non-current assets</b>				
Investments in subsidiaries .....	30	105.8	105.3	103.4
<b>Current assets</b>				
Loans and receivables from subsidiaries .....	31	1,095.9	1,214.1	979.8
Cash and cash equivalents .....		2.9	2.6	2.2
<b>Total assets</b> .....		<b>1,204.6</b>	<b>1,322.0</b>	<b>1,085.4</b>
<b>Current liabilities</b>				
Amounts due to subsidiaries .....	32	35.2	35.2	35.2
<b>Shareholders' equity</b>				
Issued share capital .....		8.7	8.8	9.2
Share premium account .....		718.6	704.2	687.8
Other undenominated capital reserve .....		1.3	1.2	0.8
Retained earnings.....		440.4	563.6	338.3
Other reserves .....		0.4	9.0	14.1
<b>Shareholders' equity</b> .....		<b>1,169.4</b>	<b>1,286.8</b>	<b>1,050.2</b>
<b>Total liabilities and shareholders' equity</b> .....		<b>1,204.6</b>	<b>1,322.0</b>	<b>1,085.4</b>

The accompanying notes are an integral part of the financial information.

On behalf of the Board

M. O'Leary  
Director

D. Bonderman  
Director

July 24, 2015

### Company Statement of Cash Flows

	Year ended March 31, 2015	Year ended March 31, 2014	Year ended March 31, 2013
	€M	€M	€M
<b>Operating activities</b>			
Profit for the year .....	500.0	700.0	-
<b>Net cash provided by operating activities</b>	<u>500.0</u>	<u>700.0</u>	<u>-</u>
<b>Investing activities</b>			
Decrease/(Increase) in loans to subsidiaries .....	118.2	(234.3)	537.7
<b>Net cash (used in)/from investing activities</b>	<u>118.2</u>	<u>(234.3)</u>	<u>537.7</u>
<b>Financing activities</b>			
Shares purchased under share buy-back programme .....	(112.0)	(481.7)	(67.5)
Dividend paid .....	(520.3)	-	(491.5)
Net proceeds from shares issued .....	14.4	16.4	21.4
<b>Net cash (used in)/from financing activities</b>	<u>(617.9)</u>	<u>(465.3)</u>	<u>(537.6)</u>
<b>Increase/(decrease) in cash and cash equivalents</b> .....	<u>0.3</u>	<u>0.4</u>	<u>0.1</u>
<b>Cash and cash equivalents at beginning of year</b> .....	<u>2.6</u>	<u>2.2</u>	<u>2.1</u>
<b>Cash and cash equivalents at end of year</b> .....	<u>2.9</u>	<u>2.6</u>	<u>2.2</u>

The accompanying notes are an integral part of the financial information.

**Company Statement of Changes in Shareholders' Equity**

	<b>Ordinary Shares M</b>	<b>Issued Share Capital €M</b>	<b>Share Premium Account €M</b>	<b>Retained Earnings €M</b>	<b>Other Undenom- inated Capital €M</b>	<b>Other Reserves €M</b>	<b>Total €M</b>
<b>Balance at March 31, 2012</b>	<b>1,455.6</b>	<b>9.3</b>	<b>666.4</b>	<b>888.0</b>	<b>0.7</b>	<b>21.5</b>	<b>1,585.9</b>
<i>Comprehensive income</i>							
Profit for the year	-	-	-	-	-	-	-
<i>Transactions with owners of the Company, recognised directly in equity</i>							
Issue of ordinary equity shares	6.5	-	21.4	-	-	-	21.4
Repurchase of ordinary equity shares	-	-	-	(67.5)	-	-	(67.5)
Cancellation of repurchased ordinary shares	(15.0)	(0.1)	-	-	0.1	-	-
Share-based payments	-	-	-	-	-	1.9	1.9
Transfer of exercised and expired share based awards	-	-	-	9.3	-	(9.3)	-
Dividend paid	-	-	-	(491.5)	-	-	(491.5)
<b>Balance at March 31, 2013</b>	<b>1,447.1</b>	<b>9.2</b>	<b>687.8</b>	<b>338.3</b>	<b>0.8</b>	<b>14.1</b>	<b>1,050.2</b>
<i>Comprehensive income</i>							
Profit for the year	-	-	-	700.0	-	-	700.0
Total comprehensive income	-	-	-	700.0	-	-	700.0
<i>Transactions with owners of the Company, recognised directly in equity</i>							
Issue of ordinary equity shares	5.7	-	16.4	-	-	-	16.4
Repurchase of ordinary equity shares	-	-	-	(481.7)	-	-	(481.7)
Cancellation of repurchased ordinary shares	(69.5)	(0.4)	-	-	0.4	-	-
Share-based payments	-	-	-	-	-	1.9	1.9
Transfer of exercised and expired share based awards	-	-	-	7.0	-	(7.0)	-
<b>Balance at March 31, 2014</b>	<b>1,383.3</b>	<b>8.8</b>	<b>704.2</b>	<b>563.6</b>	<b>1.2</b>	<b>9.0</b>	<b>1,286.8</b>
<i>Comprehensive income</i>							
Profit for the year	-	-	-	500.0	-	-	500.0
Total comprehensive income	-	-	-	500.0	-	-	500.0
<i>Transactions with owners of the Company, recognised directly in equity</i>							
Issue of ordinary equity shares	5.0	-	14.4	-	-	-	14.4
Repurchase of ordinary equity shares	-	-	-	(108.8)	-	(3.2)	(112.0)
Cancellation of repurchased ordinary shares	(10.6)	(0.1)	-	-	0.1	-	-
Share-based payments	-	-	-	-	-	0.5	0.5
Transfer of exercised and expired share based awards	-	-	-	5.9	-	(5.9)	-
Dividend paid	-	-	-	(520.3)	-	-	(520.3)
<b>Balance at March 31, 2015</b>	<b>1,377.7</b>	<b>8.7</b>	<b>718.6</b>	<b>440.4</b>	<b>1.3</b>	<b>0.4</b>	<b>1,169.4</b>

The accompanying notes are an integral part of the financial information.



## Notes forming part of the Company Financial Statements

### 29 Basis of preparation and significant accounting policies

The Company financial statements have been prepared in accordance with International Accounting Standards and International Reporting Standards (collectively “IFRS”) as adopted by the European Union (EU), which are effective for the year ended and as at March 31, 2014. In addition to complying with its legal obligation to comply with IFRS as adopted by the EU, the consolidated financial statements comply with IFRS as issued by the International Accounting Standards Board (“IASB”). The consolidated financial statements have also been prepared in accordance with the Companies Acts, 2014. On publishing parent entity financial statements together with group financial statements the Company is taking advantage of the exemption contained in Section 304 of the Companies Act, 2014 not to present its individual income statement, statement of comprehensive income and related notes that form a part of these approved financial statements.

The Company financial statements are presented in euro millions, being its functional currency. They are prepared on an historical cost basis except for certain share based payment transactions, which are based on fair values determined at grant date.

The preparation of financial statements in conformity with IFRS requires management to make judgements, estimates and assumptions that affect the application of policies and reported amounts of assets, liabilities, income and expenses. These estimates and associated assumptions are based on historical experience and various other factors believed to be reasonable under the circumstances, the results of which form the basis of making the judgements about carrying values of assets and liabilities that are not readily apparent from other sources. Actual results may differ materially from these estimates. These underlying assumptions are reviewed on an ongoing basis. Revisions to accounting estimates are recognised in the period in which the estimate is revised if the revision affects only that period, or in the period of the revision and future periods if these are also affected. Principal sources of estimation uncertainty have been set out in the critical accounting policy section in Note 1 to the consolidated financial statements. Such uncertainties may impact the carrying value of investments in subsidiaries at future dates.

#### *Statement of compliance*

The Company financial statements have been prepared in accordance with IFRS as adopted by the EU. In addition to complying with its legal obligation to comply with IFRS as adopted by the EU, the Company financial statements comply with IFRS as issued by the IASB. The Company financial statements have also been prepared in accordance with the Companies Acts, 2014.

The directors have reviewed all new or revised IFRS standards and IFRIC interpretations, effective for future financial years, as set forth in Note 1 to the consolidated financial statements, and have concluded their adoption will not have a significant impact on the parent entity financial statements.

#### *Share-based payments*

The Company accounts for the fair value of share options granted to employees of a subsidiary as an increase in its investment in that subsidiary. The fair value of such options is determined in a consistent manner to that set out in the Group share-based payment accounting policy and as set out in Note 15 (c) to the consolidated financial statements.

#### *Income taxes*

Income taxes are accounted for by the Company in a manner consistent to that set out in the Group income tax accounting policy.

#### *Financial assets*

The Company holds investments in subsidiary companies, which are carried at cost less any impairments.

### *Guarantees*

The Company occasionally guarantees certain liabilities of subsidiary companies. These are considered to be insurance arrangements and are accounted for as such i.e. a contingent liability until such time as it becomes probable that the Company will be required to make a payment under the guarantee. Additional details are provided in Note 34 to the company financial statements.

### *Loans and borrowings*

All loans and borrowings are initially recorded at the fair value of consideration received, net of attributable transaction costs. Subsequent to initial recognition, non-current interest bearing loans are measured at amortised cost, using the effective interest yield methodology.

## **30 Investments in subsidiaries**

	Year ended March 31, 2015	Year ended March 31, 2014	Year ended March 31, 2013
	€M	€M	€M
<b>Balance at start of year</b>	105.3	103.4	101.5
New investments in subsidiaries by way of share option grant to subsidiary employees .....	0.5	1.9	1.9
Reversal of unvested cumulative share based expense .....	-	-	-
<b>Balance at end of year</b>	<u>105.8</u>	<u>105.3</u>	<u>103.4</u>

## **31 Loans and receivables from subsidiaries**

	Year ended March 31, 2015	Year ended March 31, 2014	Year ended March 31, 2013
	€M	€M	€M
Due from Ryanair Limited (subsidiary) .....	1,095.9	1,214.1	979.8
	<u>1,095.9</u>	<u>1,214.1</u>	<u>979.8</u>

All amounts due from subsidiaries are interest free and repayable upon demand.

## **32 Amounts due to subsidiaries**

	Year ended March 31, 2015	Year ended March 31, 2014	Year ended March 31, 2013
	€M	€M	€M
Due to Ryanair Limited .....	35.2	35.2	35.2
	<u>35.2</u>	<u>35.2</u>	<u>35.2</u>

At March 31, 2015, Ryanair Holdings plc had borrowings of €35.2 million (2014: €35.2 million; 2013: €35.2 million) from Ryanair Limited. The loan is interest free and repayable on demand.

### **33 Financial instruments**

The Company does not undertake hedging activities on behalf of itself or other companies within the Group. Financial instruments in the Company primarily take the form of loans to subsidiary undertakings.

Amounts due to or from subsidiary undertakings (primarily Ryanair Limited) in the form of inter-company loans are interest free and are repayable upon demand and further details of these have been given in Notes 31 and 32 of the parent entity financial statements. These inter-company balances are eliminated in the group consolidation.

The euro is the functional and presentation currency of the Company's balance sheet and all transactions entered into by the Company are euro denominated. As such, the Company does not have any significant foreign currency risk.

The credit risk associated with the Company's financial assets principally relates to the credit risk of the Ryanair group as a whole. Ryanair has received a BBB+ (stable) credit rating from both Standard and Poor's and Fitch Ratings. Additionally the Company had guaranteed certain subsidiary company liabilities. Details of these arrangements are given in Note 34 of the Company financial statements.

### **34 Contingencies**

a) The Company has provided €7,663.0 million (2014: €4,803.4 million; 2013: €5,973.6 million) in letters of guarantee to secure obligations of subsidiary undertakings in respect of loans, bank advances and long dated foreign currency transactions.

b) In order to avail itself of the exemption contained in Section 357 of the Companies Act, 2014, the holding company, Ryanair Holdings plc, has guaranteed the liabilities of its subsidiary undertakings registered in Ireland. As a result, the subsidiary undertakings have been exempted from the requirement to annex their statutory financial statements to their annual returns. Details of the Group's principal subsidiaries have been included at Note 27. The Irish subsidiaries of the Group covered by the Section 17 exemption are listed at Note 27 to the consolidated financial statements also. Eight additional Irish subsidiaries covered by this exemption, which are not listed as principal subsidiaries at Note 27 to the consolidated financial statements, are Airport Marketing Services Limited, FRC Investments Limited, Coinside Limited and Mazine Limited.

### **35 Dividends**

Please refer to Note 25 of the Consolidated Financial Statements.

### **36 Post-balance sheet events**

Please refer to Note 26 of the Consolidated Financial Statements.

### **37 Date of approval**

The Company financial statements were approved by the Board of Directors of the Company on July 24, 2015.

## Directors and Other Information

<b>Directors</b>	D. Bonderman M. Cawley M. Horgan C. McCreevy D. McKeon K. McLaughlin D. Milliken M. O’Leary J. O’Neill J. Osborne L. Phelan	Chairman       Chief Executive
<b>Secretary</b>	J. Komorek	
<b>Registered Office</b>	Airside Business Park Swords Co. Dublin Ireland	
<b>Auditors</b>	KPMG – Chartered Accountants 1 Stokes Place St. Stephens Green Dublin 2 Ireland	
<b>Principal Bankers</b>	Barclays Bank Plc 2 Park Place Upper Hatch Street Dublin 2 Ireland  Bank of Ireland Dublin Airport Co. Dublin Ireland	
<b>Solicitors &amp;Attorneys at Law</b>	A&L Goodbody - Solicitors International Financial Services Centre North Wall Quay Dublin 1 Ireland  Cleary Gottlieb Steen & Hamilton LLP One Liberty Plaza New York, NY 10006, United States	

## APPENDIX A

### GLOSSARY

Certain of the terms included in the section on Selected Operating and Other Data and elsewhere in this annual report on Form 20-F have the meanings indicated below and refer only to Ryanair's scheduled passenger service.

Average Booked Passenger Fare.....	Represents the average fare paid by a fare-paying passenger who has booked a ticket.
Average Daily Flight Hour Utilization.....	Represents the average number of flight hours flown in service per day per aircraft for the total fleet of operated aircraft.
Average Fuel Cost Per U.S. Gallon.....	Represents the average cost per U.S. gallon of jet fuel for the fleet (including fueling charges) after giving effect to fuel hedging arrangements.
Average Length of Passenger Haul .....	Represents the average number of miles traveled by a fare-paying passenger.
Ancillary Revenue per Booked Passenger ....	Represents the average revenue earned per booked passenger flown from ancillary services.
Baggage Commissions .....	Represents the commissions payable to airports on the revenue collected at the airports for excess baggage and airport baggage fees.
Booked Passenger Load Factor .....	Represents the total number of seats sold as a percentage of total seat capacity on all sectors flown.
Break-even Load Factor .....	Represents the number of RPMs at which passenger revenues would have been equal to operating expenses divided by ASMs (based on Average Yield per RPM). For the purposes of this calculation, the number of RPMs at which passenger revenues would have been equal to operating expenses is calculated by dividing operating expenses by Average Revenue per RPM.
Cost Per Booked Passenger.....	Represents operating expenses divided by revenue passengers booked.
Net Margin .....	Represents profit after taxation as a percentage of total revenues.
Number of Airports Served .....	Represents the number of airports to/from which the carrier offered scheduled service at the end of the period.
Number of Owned Aircraft Operated.....	Represents the number of aircraft owned and operated at the end of the period.
Operating Margin .....	Represents operating profit as a percentage of total revenues.
Part 145 .....	The European regulatory standard for aircraft maintenance established by the European Aviation Safety Agency.
Revenue Passengers Booked.....	Represents the number of fare-paying passengers booked.
Sectors Flown.....	Represents the number of passenger flight sectors flown.